



WATER / SANITARY

DIVING PUMPS

- Different performance levels
- Hose connection 10 - 12 mm
- Automatic venting
- Drinking water compliant

Pump 12 l/min	620004	19,90
Pump 15 l/min	620005	24,90
Pump 18 l/min	620006	37,90
Pump 21 l/min	620007	42,90



LAMELLESDOOR

For bathrooms & WC rooms

- Plastic roller shutter door
- Height up to 198 cm
- Width max. 100 cm
- Complete set incl. guide rails

Silver	53046	283,-
Black	53049	299,-



Mobile shower.....	696 – 697
Filler hoses & canister water systems.....	698
Folding canister.....	699
Mobile water tanks.....	700
Water canisters & accessories.....	701 – 703
Water tanks.....	704 – 708
Water level indicators.....	709
Water care/disinfection.....	710 – 714
Water filter.....	715 – 718
Service flaps.....	718 – 720
Filler necks & accessories.....	720 – 721
Water Pumps & Accessories.....	722 – 726
Hoses & Clamps.....	727
Fresh water accessories.....	728 – 732
Waste water / tank emptying.....	733 – 737

Washbasins & shower trays.....	738 – 741
Bathroom Furnishings & Accessories.....	742 – 746
Faucets & Mixers.....	747 – 757
Shower hoses, shower rods.....	758 – 759
Water heating.....	760
Waterless built-in toilets.....	761 – 764
Cassette toilets.....	765 – 766
Fixed toilets.....	767
Mobile chemical toilets.....	768 – 769
Mobile urine-diverting toilets / Dry toilets.....	770 – 774
Sanitary products / Toilet chemicals.....	774 – 779
Service doors for toilets.....	780
Chopper pumps & WC accessories.....	781
WC venting systems.....	781 – 783
Thetford spare parts.....	784 – 785

MOBILE SHOWERS



39,90

Ø Pump 44 mm

External battery with switch to turn on and off

Camping shower set w/ slim battery submersible pump

The slim battery pump fits through many canister openings. It is switched on and off using a separate switch located on the external battery. Battery lasts for about 45-60 minutes of showering pleasure & can be charged via USB cable. Thanks to the 180 cm long shower hose, the shower is also suitable for tall people. Delivery capacity: 2.2 l/min. Battery w/ 2200 mA. Charging time: app. 2-5 h. Incl. USB cable, suction cup mount

60120 39,90



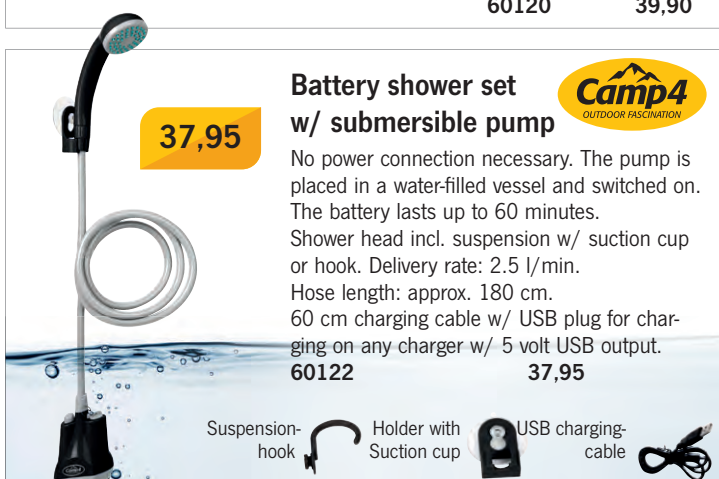
practical transport bag

12V

12 Volt Mobile Shower Set

Operated via the cigarette lighter. Cable 5 m long. With on / off switch. Suction cup for wall mounting, 12 V water pump & 2 m connecting hose to the shower. Incl. Transport bag (PVC)

64136 26,90

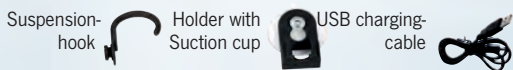


37,95

Battery shower set w/ submersible pump

No power connection necessary. The pump is placed in a water-filled vessel and switched on. The battery lasts up to 60 minutes. Shower head incl. suspension w/ suction cup or hook. Delivery rate: 2.5 l/min. Hose length: approx. 180 cm. 60 cm charging cable w/ USB plug for charging on any charger w/ 5 volt USB output.

60122 37,95



12V

12V

Shower set without canister

For canisters with DIN 96 opening. Submersible pump 12 l/min, 12 V, 18-24 W, 2 m spiral hose. Adjustable shower head. 4 m spiral cable with 12 V plug. In a practical case.

64139 84,95

12 V shower & canister

W/ submersible pump 12 l/min, 12 V, app. 20 W & storage shower w/ 2 m hose, 20 l canister, 4 m 12V cable. Shower can be turned off, canister size: 29 x 26 x 39 cm.

64132 89,90

Outdoor showers with travel showers

Battery shower with 10 l folding bucket

Battery pump w/ app. 40 min run time if fully charged (app. 2.0 l/min). Battery 2200 mAh. Charge via USB, battery operation also possible. Hose length 180 cm. Incl. Bag. Dims.: Ø 29 cm, H 17 cm

60123 49,99

20 liters solar shower

with pannier. Sun heats water up to 40°C. With adjustable stopcock on large shower head and integrated temperature display. Material: PVC.

60119 19,95

20 liters solar shower

Portable foldable solar shower. Sun heats water content to about 30°C in 2-3 hrs. Closure at top and the shower head. With hanging device.

60022 6,95

12 liter camping shower with foot pump

Portable camping shower with 12 l PVC water tank, foot pump, shower head and hose. (Length: 195 cm). Incl. sturdy pannier. Packing size: app. 24 x 10 cm.

60057 39,95



RoadShower -

Aluminum solar shower for mounting on roof rack

- The shower for on the road with a capacity of app. 26 liters
- Patented design is built tough w/ welded aluminum construction & a durable powder coat finish
- Incl. stickable thermometer strip for outside of the tank
- Integrated locking loops allow you to attach the RoadShower to your roof rack
- Universal stainless steel mounting hardware fits all Yakima®crossbars and most other roof racks

The RoadShower is your reliable companion for convenient use of pressurized water in the middle of nowhere. While you are out having fun, the sun heats the water in the tank. Thanks to thermometer, you will know when a comfortable temperature is reached & can enjoy a hot shower or comfortably clean your dishes.

RoadShower (26.5 liters)

60121

599,--

CARBEST

NEW

**Plastic outdoor shower
20L for roof rack**

- PVC housing with a vol. of app. 20 liters
- Food safe
- works with compressor or bicycle pump
- Filling with standard garden hose
- Shower head in chrome, with 1.5 meter long shower hose, cone holder with adhesive pad, quick-opening valve

This high-quality outdoor shower made of food-safe PVC has a capacity of 20 liters and provides a refreshing shower outdoors. It can be operated flexibly with a compressor or bicycle pump and can be filled with a standard garden hose. The elegant chrome shower head and the 1.5 meter long hose offer optimum comfort. Thanks to the cone holder with adhesive pad, the shower can be securely attached. With the included universal mounting set, the shower can be attached to almost any roof rack - perfect for camping trips and on the road. Quick-opening valve for easy handling. Dims.: 113 x 18 x 14.5 cm, incl. universal mounting set for roof racks. Available from Q2/2025.

601100 299,--

Mobile Shower curtain



Shower curtain with bath

Shower curtain is guided at the top and bottom of the tub. The diameter is 70 cm, height 180 cm. With zipper. The tub has a drain on the side. Moisture cannot penetrate to the outside. Scope of delivery: Tub, Curtain & Mounting-material. Without shower/taps/canisters.

64130

325,--

Shower comfort on the go

WaterPORT 7.5 liters

WaterPORT 2.0 holds 7.5 liters of water, which is ready for use w/ built-in pump in just a few pumping operations (up to 2.75 bar). W/ handy carrying handle for practical transportation. With its built-in holder and high-pressure nozzle with 5 settings, it is perfect for the beach or other activities. Incl. Pump.

Dims.: 36cm x 23cm x 28cm, weight: app. 2.3 kg,

Material: Plastic (food-safe)

WaterPORT 2.0 (7.5 liters)

60115*

199,--

WaterPORT 15.0 liters

The WaterPORT 4.0 can be filled with up to 15 liters of water using a water hose. For operation, pressure is generated w/ optional pump cap (please order pump cap separately) . Alternatively, a bicycle pump or an air compressor can be connected to the filling valve supplied (up to 2.75 bar).

Dims.: 65cm x 19cm x 28cm, weight: app. 8.2kg

Material: Plastic (food-safe)

WaterPORT 4.0 (15.0 liters)

60116*

350,--

WaterPORT 30.0 liters

The largest water tank provides 30 liters of water even on the longest trips. The WaterPORT 8.0 is ideal for showering, cleaning and rinsing. The water tank is supplied with the appropriate brackets for a roof rack and can be mounted on a platform rack or on crossbars (additional accessories may be required). The tank can be filled with a hose. For operation, pressure is generated w/ optional pump cap (please order pump cap separately) . Alternatively, a bicycle pump or an air compressor can be connected to the filling valve supplied (up to 2.75 bar).

Dims.: 127cm x 23cm x 18cm, weight: app. 11.8kg

Material: Plastic (food-safe)

WaterPORT 8.0 (30.0 liters)

60117*

699,--

199,--

699,--

WaterPORT pump cap
Sealing cap with integrated pump
Dims.: 24cm x 10cm x 10cm,
weight: 170g
Material: Stainless steel
60142* 44,95

HOSE REELS AND ADAPTERS, SMALL WATER SYSTEMS



Hose reel

- For camping & at home
- Including tap adapter
- Syringe with stepless adjustment
- Compact dims.: only app. 30 x 28 x 15 cm
- Suitable for wall mounting
- Food safe

Food-safe hose with a total length of 11.6 m (Ø 7.9 mm) - 10 m hose on the reel, 1.6 m hose with water connection. Sprayer with stepless adjustment and 3/4" tap adapter.

65414 42,90



Aquafil - Hose reel

- Portable hose reel
- 10 m total length
- Including 2 quick couplings and spray nozzle
- Food safe

Portable hose reel with food-safe 3/8" PVC hose in blue and 2 quick-release couplings. Frame made of durable plastic. Complete with spray nozzle. Hose length: 10 m. Dimensions: 27.5 x 15.5 x 13.5 cm + 10 m hose, 3/8" connection. Weight 0.8 kg.

65415 26,90



Length: up to 22.5 m

Spray head 7-way adjustable

Flex hose

Expandable water hose, which, when filled w/ water, expands on its own from 7.5 m to 22.5 m. After use, it contracts again. With 7-stage spray gun & tap connection (for 3/4" and 1"). Weight: 550 g. Material: Thermoplastic elastomer with fabric cover.

65401 24,95

Faucet adapter



BRUNNER

Food safe. For taps up to approx. Ø 15 - 25 mm.

654060 9,90



For round taps with Ø 15 - 25 mm.

65406 9,90



For taps up to Ø 20 mm. Locking with hose clamp.

65425 4,95



Spray nozzle

Fits commercially available hoses.

65427 0,99



REIMO
TOP PRICE
92,90

Complete set: Water system w/ Canister & waste water folding container

19 l canister (60013), 20 l waste water tank (600210), Submersible pump 14 l (620601), Water tap (63003), 1.5 m fresh water hose, 2 x 1.5 m 12 V connection cable, small parts

60000 92,90



329,-

Compact water set with 2 x 12 l canisters and Sink, Dimensions 36 x 36 cm

2 x 12 liter canisters (60028), diving pump 12 l, tap (630358), sink 36 x 36 cm stainless steel (70117), fresh and waste water hose, tensioning straps, small parts & 12 V connection.

60007 329,-



12V

Water system Travel-Style - complete set for vehicle extensions

2 x water canisters 12 l and 1 x canister 19 l, canister accessories, drain tap, submersible pump 15 l/min, water tap in chrome (630358), 6 m fresh water hose, 2.5 m waste water hose, hose clamps, 12 V fuse and 10 m cable, as well as other small parts. Without sink.

600031 239,-



154,-

12V

Lightweight complete set for indoor & outdoor

With lightweight plastic sink, submersible pump (62070), faucet LONDON chrome / white, fresh & waste water hose w/ screw connection DIN 96, small parts & 12 V connection w/ plug. Water canisters for fresh and waste water are not included in the scope of delivery. All canisters with DIN 96 fit.

60099 154,-



Float valve

For direct connection to the public water network (max. 6 bar). Hose connection 90°, 3/8" on outside of tank. Water supply switches off automatically when maximum level is reached. Reconnection when the level drops. Without canister.

60067 46,50



Cityvan water system with canisters & basin

2 x 13 liter canisters (60011), submersible pump 15 l, water tap (63000), sink 325 x 176 mm stainless steel (70122), fresh & waste water hose, small parts & 12V connection.

60004 229,-



Camp4
OUTDOOR FASCINATION

TIP

from **7,40**

Folding canister for fresh water

- Handy foldable
- With carrying handle and drain cock
- Replaces installed water system in case of failure
- Made of food grade plastic

① 10 liters	60103	7,40
5 Liter	60101	8,40
② Folding canister with tap		
20 liters	60020	10,90



Camp4
OUTDOOR FASCINATION


3,5 LITER

5,5 LITER

Foldable water dispenser

Practical water dispenser for every camping vacation and at home. Compact foldable. With tap and carrying handle. In 2 sizes.

Color: White	3.5 liters	60110	9,95
Color: Petrol	5.5 liters	60111	11,95



20 l folding canister

Foldable with stopcock. Ideal if there is no space for waste water tanks under vehicle. Capacity: app. 20 liters. With practical 3/4" screw connection for common waste water hoses. **Transparent**

600210	15,50
--------	-------

TIP

① Folding canister square with tap		
10 liters	60076	9,50
② Filling canister with 20 cm discharge hose		
12 liters	60047	22,-

3/4" Connection



Camp4
OUTDOOR FASCINATION

15,50

TIP



Camp4
OUTDOOR FASCINATION

9,99

Folding bucket 10 l

- small pack size
- with handle and spout
- Hanging possible

Practical folding bucket with small pack size. Height app. 240 mm, Ø app. 195/340 mm, Material PP/TPR, Pack size: Ø app. 340 mm, H app. 55 mm

940774	9,99
--------	------



Camp4
OUTDOOR FASCINATION

9 LITER

14,90

Folding bucket 9 l

Practical and space saving. Plastic and sturdy bottom. With carrying handle & storage bag. Dims.: app. Ø 24 cm, height: 3.5 cm, extendable up to 22.5 cm

app. 9 liters	600291	14,90
---------------	--------	-------



Camp4
OUTDOOR FASCINATION

5,99

Ballpoint pen Water transport box

Foldable. Padded carrying handle & extra carrying strap make transportation easier. Spout with cap. Filling opening closable.

Dims.: app. W 33 x D 30 x H 33 cm	app. 25 liters	915007	5,99
-----------------------------------	----------------	--------	------



Camp4
OUTDOOR FASCINATION

11,95

Tilly folding bowl gray

Versatile use: for washing, rinsing or bathing small children. Load capacity up to 20 kg. Material: 100% ethylene vinyl acetate Weight: 450 g. Dims.: app. W 30 x D 30 x H 17 cm, app. 20 liters

915009	11,95
--------	-------

You can find our practical multi-purpose buckets in the "Household" section

ROLLING TANKS, WATER CAB, WATER CANISTERS



46,-

19 l waste water boy

Waste water canister w/ DIN 96 side closure thread & key, and DIN 61 top closure thread w/ filling funnel, which can be sealed odor-tight with a plug.

Dimensions without funnel: L475 x B280 x H170 mm.

60024 46,-

35 liter Roll Tank 40 F

The bayonet fitting and connection with rubber holder for direct filling of the tank are offered as optimum accessories.

Weight: 3.8 kg, dims.: L810 x W410 x H200 mm.

KTW-certified.

61197 127,-

Cover with connection spigot

Weight: 0,08 kg

61167 16,-



40 liter waste water roll tank plus accessories

with level indicator and venting. Emptying or connection e.g. with San-Flex hose. Waste water connection 3/4" (19 mm). Dims.: L810 x W410 x H200 mm.

61161 109,-

Connection hose San-Flex for waste water roll tank

Flexible, for connection to waste water gate of motorhome. Length: 300 cm

611502 77,60



Mobile tanks for waste water



43,95

19 l waste water canister plus accessories

DIN 96 side lock with key. Connection on top DIN 61, waste water hose 100 cm w/ socket for 28 mm pipe system. Additional sealing cap DIN 61.

Dims.: L 480 x W 280 x H 170 mm.

60062 43,95



23 l waste water roll tank

Practical gray water tank with new and convenient drain cap. Fits in almost all storage comp. doors due to compact dims. Dimensions:

500 x 330 x 250 mm

61153 71,-

64,95

25 l waste water roll tank

With 2 screw caps DIN 61 & adjustable bow handle.

Dimensions with handle inserted:

595 x 325 x 215 mm.

60066 64,95



25 l Waste water cab

100 cm waste water hose. 81 cm long transport handle for easy maneuvering. W/ 3/4" Connection for waste water hose. Large discharge opening DIN 96.

Dims.: 500 x 335 x 240 mm.

61182 93,60

Rolling tanks for fresh water

75,90

23 l fresh water roll tank

Practical, portable fresh water tank with convenient screw cap for emptying. Compact, fits in many storage compartments. Cap for submersible pump included. Color: Blue.

KTW-certified.

Dims.: 500 x 330 x 250 mm.

61196 75,90



Carysan 35 l fresh water roll-on tank

- With transport handle
- PVC tires
- 2 screw caps

Large cleaning opening, 2 screw caps Ø 45 mm. Cleaning opening Ø 145 mm. Dims: 800 x 360 x 170 mm.

61146 81,95



25 l roll tank with shower

25 liters of service water cab. The permanently mounted case contains a shower set w/ 2 m hose. With submersible pump 12 V, 18 l/min, 35 to 45 W. Color: Blue.

Dims.: 580 x 335 x 240 mm.

61148 192,60

77,-



25 l fresh water cab

Fits through its compact Dims. fit into almost any storage space. 81 cm long carrying handle. Convenient handling thanks to fold-down maneuvering handle. Easy to fill due to 3/4" filler neck. Suitable for any submersible pump. Good to clean. Food safe. Optional are tap closure & key w/ thread DIN 96.

Color: Grey

Dims.: 500 x 335 x 240 mm.

61138 77,-

Special water canister with opening 96 mm

with lid depot

TOP
SELLER



10 liters with
spout



13 liters

Wide neck canister
with lid depot,
Opening DIN 96

with lid lock on the side and integrated carrying handle. Dimensions (DxWxH): 27 x 14 x 35 cm

10 liters without outlet tap
600101 26,50
10 liters with spout
600102 34,-

Wide neck canister
with fastening strap,
opening DIN 96

with integrated carrying handle, recess in center of canister for mounting in the vehicle. With sturdy lashing strap. Dimensions: (DxWxH):

13 liters 40 x 12 x 34 cm
600103 35,-

NEW

CARBEST

Mobile rechargeable
drinking water tap

- 1200 mAh lithium battery
- Food safe
- Suitable for wide-neck canisters DIN 61 (with adapter also DIN 96)



The mobile drinking water tap is the ideal solution for on the go. The powerful 1200 mAh lithium battery can be charged via micro USB. Made from food-safe materials, it guarantees safe and hygienic water withdrawal. The drinking water tap is specially designed for wide-neck canisters with DIN 61 thread, but also fits DIN 96 canisters with the corresponding adapter. The perfect addition for your water supply on the go!

White 63178 19,95
Black 63179 19,95

Acc. for cordless drinking water tap:
Adapter for mounting e.g. on worktop
63182 9,49

Adapter for mounting on DIN 96 canisters
(additional sealing ring 60016 required)
63183 10,95

Available from Q2/2025



With adapter 63183



16 liters with spout
and carrying handle

Filler jerrycan with
handle and spout

Rotating handle. Sturdy pouring spout, venting tap.

16 liters 28 x 17 x 42 cm
60070 37,90



16 liters
with outlet tap
and lid

Wide neck canister with
spout

With lid, dimensions: (DxWxH):

16 liters 41 x 16.5 x 27.5 cm.
60027 28,60

Canister from 20 - 30 liters



DIN 61 = opening diameter 61 mm

With lid and handle (all dimensions DxWxH)

① 20 liters 29,0 x 25,5 x 39,0 cm 60105 23,90
② 25 liters 29,0 x 25,5 x 46,5 cm 60106 24,-
③ 30 liters 38,0 x 28,0 x 40,0 cm 600014 26,90



The spout makes it easier
to fill the tank nozzle

③ Filling can
10 liters with vent channel
and 2 practical handles
White 60035 32,-

④ Practical spout for 60035
with 3/4" connection. L 180mm.
600351 9,90



from 16,50

Special wide neck canister with push-in lid

Outlet for hose/pump cable, 3/4" thread suitable for 60061. Dims. (DxWxH)

① 13 liters, 28 x 17 x 40 cm* 60045 16,50
② 15 liters, 32 x 17 x 38 cm* 60046 20,90

* With 3/4" Thread for outlet tap.

WIDE NECK CANISTER FOR SMALL WATER SYSTEM

Water canister from 10 to 30 liters with large screw opening DIN 96

All parts of this page correspond to the latest drinking water regulation



Now also incl. lid

① 10 liters

③ 13 liters

⑤ 19 liters

④ 16 liters

② 12 liters

from 13,20

TOP SELLER

DIN 96 = opening diameter 96 mm

Wide neck canister DIN 96

Supplied **without** sealing cap. Dimensions: D x W x H.

① 10 liters	28 x 17 x 30 cm	60010	13,20
② 12 liters	42 x 12 x 26 cm	60028	22,60
Additionally with 3/4" Thread for outlet tap.			
③ 13 liters	28 x 17 x 35 cm	60011	17,50
④ 16 liters	28 x 17 x 41 cm	60012	21,-
⑤ 19 liters	28 x 17 x 46 cm	60013	24,21

Wide-neck canister DIN 96 with sealing cap

With 3/4" thread for outlet tap, unopened.

Supplied **with** sealing cap DIN 96. Dimensions: D x W x H

③ 13 liters	28 x 17 x 35 cm	60098	18,80
⑥ 20 liters	29 x 26 x 40 cm	60097	24,50
⑦ 25 liters	29 x 26 x 47 cm	60048	29,95
⑧ 30 liters	29 x 26 x 54 cm	60049	36,-

Universal wide neck canister with bow handle

With push-in lid & wide neck thread for accessories DIN 96

With 3/4" thread for outlet tap. Dimensions: D x W x H

⑨ 10 liters	28 x 17 x 28 cm	60032	19,80
⑩ 14 liters	28 x 17 x 40 cm	60033	20,90
⑪ 16 liters	32 x 17 x 38 cm	60034	20,50

We recommend outlet tap 60061



⑥ 20 liters

⑦ 25 liters

⑧ 30 liters

from 24,50














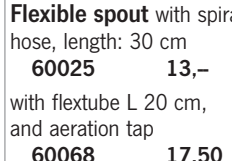
⑨ 10 liters

⑩ 14 liters

⑪ 16 liters

from 19,80

Canister accessories DIN 96


 <p>Ring with cap Locking ring w/ dust cap DIN 96 for the passage of hoses and cables. 60096 4,40</p>	 <p>Closing lid Locking ring Closures Cover with gasket. 600150 4,60 Ring for dust caps. 60016 4,30</p>	 <p>Dust cap for Locking ring 60016 with hose and cable ducting. 60017 2,80 Sealing ring 60018 2,20</p>	 <p>Dust cap special with hose connections, cable gland, seal and ventilation valve (not for 60028). 60019 18,95</p>	 <p>Dust cap special With connections for UniQuick plug-in system, cable gland, seal and ventilation valve (not for 60028). A0820400 10,50</p>	 <p>Tank filling</p>
 <p>Aeration tap For aeration / deaeration. Simply press the tip into the canister. 60060 8,80</p>	 <p>Outlet tap with 3/4" thread 60061 7,70</p>	 <p>Tap closure Lid with Stopcock 60026 13,50</p>	 <p>Filling connections with stopcock and flexible hose L 30 cm. Incl. Connector for sewage-hose connection, 19 mm 600681 17,50</p>	 <p>with Gardena® Connector. 60069 14,30</p>	 <p>Flexible spout with spiral hose, length: 30 cm 60025 13,- with flextube L 20 cm, and aeration tap 60068 17,50</p>

Combi fresh water canister w/ integrated handle

Flexible outlet pipe, dirt protected. Incl. cap secured against loss. With spout. L: 20 cm (a), with drain cock (h)
 Dims.: D x W x H in cm.




① 5 liters	33.0 x 15.0 x 25.1 cm (a)	60073	17,50
② 10 liters	34,8 x 17,4 x 31,9 cm (a + h)	60074	23,-
③ 15 liters	35.2 x 17.5 x 41.8 cm (a + h)	60078	25,-
④ 20 liters	41.6 x 20.3 x 40.8 cm (a + h)	60079	26,40
⑤ 35 Liter	41.5 x 24.8 x 53.7 cm (h)	600791	38,50



from 17,50

All parts of this page comply with latest drinking water regulations

Canister from 5 liters



DIN 51 = opening diameter 51 mm

With closure and handle (all dims. DxWxH)

① 5 liters	18,5x 16,5 x 23,5 cm	60050	9,40
② 10 liters	30,0 x 22,0 x 20,0 cm	60051	10,50
③ Tap closure for DIN 51		60053	11,58
④ Closing lid for DIN 51		60052	1,50

Foldable Transport trolley up to 35 kg



Load capacity: 35 kg.
 Plastic with extendable-handle and 2 rollers.

Dimensions (HxWxD) approx:
 assembled: 41 x 42 x 38 cm, folded:
 41 x 42 x 8 cm.
 Weight app. 2.5 kg

92491 26,95

Safari drinking water canister DIN 51



Very robust design. Material: PE - plastic.
 With retractable spout and vent plug.

① 15 Liter	35,0 x 17,0 x 39,0 cm	60072	37,60
② 23 Liter	35,0 x 17,0 x 52,0 cm	60071	44,-

Wide neck canister opening diameter 90 mm



UV RESISTANT

① 10 Liter	15,4 x 30,2 x 39,7 cm	60295	41,95
② 22 Liter	18,0 x 37,0 x 47,5 cm	60298	47,95
③ Drain cock Wide thread 2.2 cm		60296	16,50


TANKS / FILLING / EMPTYING

NEW

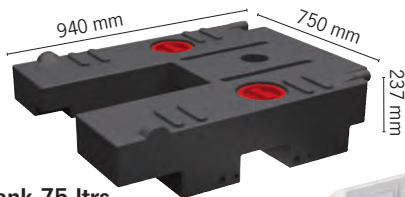
Fiat Ducato / Citroën Jumper / Peugeot Boxer, all from YOC. 2006

Waste water tank 100 liters

In underfloor area in front of rear axle.
Dims.: L98.2 x W85.0 x H22.9 cm,
Weight 12 kg
61041 349,90



Fiat Ducato / Citroën Jumper / Peugeot Boxer, all from YOC. 2006



Waste water tank 75 ltrs.

With 2 cleaning openings.
Dims.: app. L94.0 x W75.0 x H23.7 cm,
Weight 10 kg, underfloor mounting in front of rear axle.
61058 285,-



Fiat Ducato / Citroën Jumper / Peugeot Boxer, all from YOC. 2006




Waste water tank for panel van, 90 liters

Underfloor mounting. Dims. without insulation app. W80 x H21 x L106 cm.
With two cleaning openings. Mounting: rear center.

- ② Waste water tank with drain socket 40 mm with O-ring, suitable to Pipe system on page 781. 61077 259,-
- ③ Upper insulation shell, optional for 61077 61079 94,95
- ④ Lower insulation shell, optional for 61077 61078 78,95

Fiat Ducato / Citroën Jumper / Peugeot Boxer, all from YOC. 2006

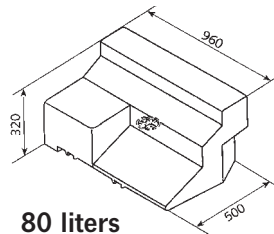
93 liters
EV 2222



Waste water tank for panel van, 93 liters

With 2 cleaning openings. App. dims. W95 x H21.5 x D91.5 cm. Mounting: rear center. EV 2222
61054 205,-

Fiat Ducato / Citroën Jumper / Peugeot Boxer, all from YOC. 1994-2006



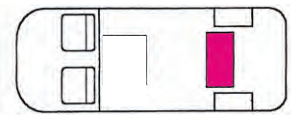
80 liters
EV 1711

Water tank for panel van, 80 liters

Cleaning opening Ø 120 mm, mounting in front of rear axle transverse to direction of travel. Low center of gravity.
EV 1711.

61056 225,-
Cleaning cover as replacement: 61250

Water tanks Ducato 94 - 06
61056 80 l
not for flatbed truck




NEW

Round water tank for spare wheel housing

53 liters

- fits in place of the spare wheel (app. 205/65 R16)
- e.g. VW T6, VW Caddy, Ford Transit Custom

Dims.: app. Ø 62.0 x H22.5 cm. Weight: 5.5 kg.
61044 219,90



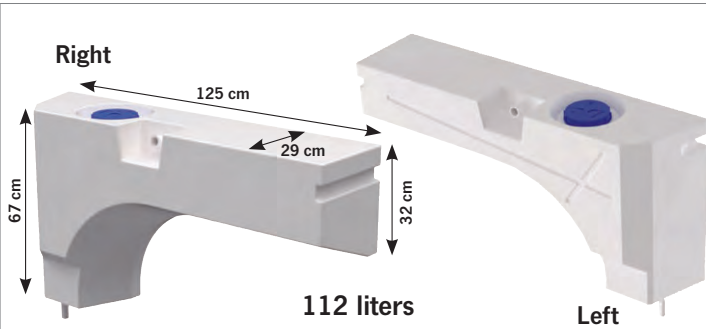
Mounting acc. for tank filling

- ① Spiral filling hose flexible.

Ø 30 mm	30 m	65211	GP*0,96/ 1 m	28,90
	5 m	652010	GP*4,79/ 1 m	23,95
Ø 40 mm	30 m	652002	GP*6,50/ 1 m	195,-
	10 m	652001	GP*5,90/ 1 m	59,-
	5 m	652000	GP*5,99/ 1 m	29,95
- ② Special clamps for spiral hose
2 pieces for Ø 40 mm 65109 651090 4,95
- ③ Hose clamps
2 pieces for Ø 32-50 mm 65205 652050 9,30
- Tank fitting for tank/filling hose connection:

④ for hose Ø 30 mm, 90	650181	8,70
⑤ for hose Ø 30 mm, straight	65018	5,20
⑥ for hose Ø 40 mm, 90 65231L	65231	12,60
⑦ for hose Ø 40 mm, straight 65230L	65230	8,90
⑧ for hose Ø 40 mm, 90°, thread length 39 mm	64331	5,95
⑨ for hose Ø 40 mm, straight, thread length 39 mm	64329	4,80

Maxivan wheel well tanks



Fresh water tank w/ drain connection

- For Fiat Ducato, Peugeot Boxer, Citroën Jumper, from 2006
- Opel Movano from 2021
- Ford Transit from 2013
- Renault Master from 2010
- Mercedes Sprinter from 2017

Dims.: app. W29 x H67 x L125 cm, with drain connection at bottom (L9 cm, Ø 25 mm) incl. sealing bung. Top filler flange Ø 40 mm. Weight: 8 kg. Mounted above the wheel arch.

Rear right	61059	279,-
Rear left	61042	295,-



Fresh water tank without drain connection

Like wheel box tank 61042, but without lower drain connection

Rear left	61043	270,-
-----------	-------	-------

Fresh water tank 95 L

Water tank is suitable for mounting at rear left above the wheel arch on the Fiat Ducato, Peugeot Boxer and Citroën Jumper (all models from 2006).

Dims.: 1150 x 645 x 260 mm	61027	209,-
----------------------------	-------	-------



For vans

Fresh water tank 90 L

The shape of the tank is ideally suited for installation above the right-hand wheel arch inside vehicle, especially in Fiat Ducato.

With bottom drain w/ external thread 3/4" & filling nozzle on top for hose w/ Ø 40 mm. Dims.: 1150 x 645 x 260 mm

61199	208,-
-------	-------

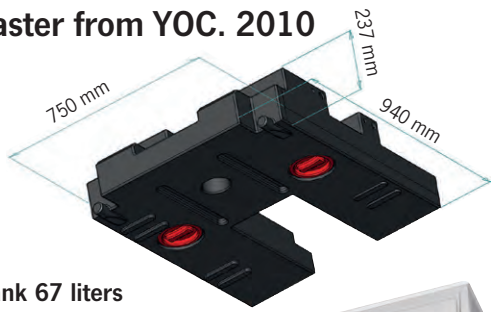
Cleaning cover as replacement: 61110

Suitable stopcock for the 3/4" floor drain

651007	10,50
--------	-------



Renault Master from YOC. 2010



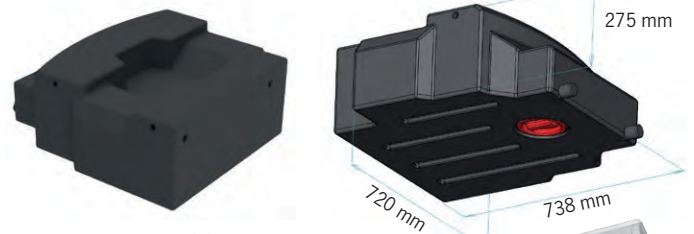
Waste water tank 67 liters

Underground tank in black made of PE. Mounting in front of the rear axle. Only suitable for vehicle length L3. Not suitable for right-hand drive or all-wheel drive.

61075	269,-
-------	-------



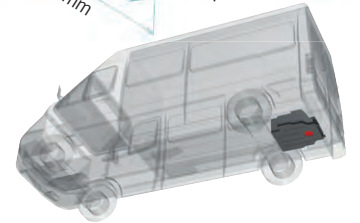
Ford Transit from YOC. 2015



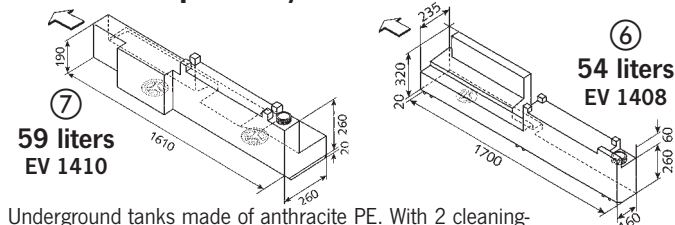
Waste water tank 90 liters

Underground tank in black made of PE. Mounting behind rear axle. 2 outlet spouts Ø 40 mm, Cleaning opening Ø 150 mm. Weight app. 9.5 kg.

61081	305,-
-------	-------



Mercedes Sprinter / VW LT - YOC. '97 - '06




Underground tanks made of anthracite PE. With 2 cleaning-openings Ø 120 mm. For short and medium wheelbase. Incl. Lid.

⑥	Water tank 54 liters, left	Mounting left under the vehicle. EV 1408	61047	239,-
⑦	Water tank 59 liters, right	Mounting right under the vehicle. EV 1410	61048	239,-

Water tanks MB Sprinter/VW LT

	Tanks made of PE, anthracite	
⑥	61047	54 l
⑦	61048	59 l

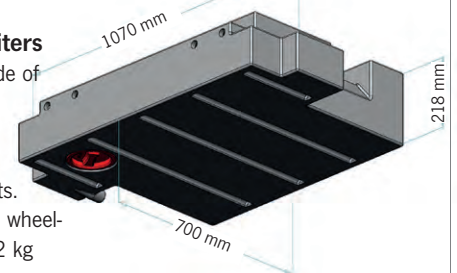


MB Sprinter + MAN TGE YOC. 2017, Volkswagen Crafter from YOC. 2017

Waste water tank 100 liters


Underfloor tank in black made of PE. Mounted behind the rear axle. Connection points: 4x 1/2" for venting, 4x 3/4" for inlets, 1x for outlets. Not suitable for vehicles with wheelbase L1 and L2 Weight: 11.2 kg

61076	295,-
-------	-------



Please note that required free space for water tank must not be occupied by other devices such as auxiliary heating, catalytic converter and other specific vehicle options! Please check the installation location.

WATER TANKS FOR VOLKSWAGEN CAMPERVANS



For Volkswagen Transporter 5/6

- ① **27 liters Reimo waste water tank driver's side**
Capacity: app. 27 liters. Mounted behind the driver's door inside the vehicle. Fits exactly to the body curvature. Connecting pieces in 10 mm and 25 mm can be opened if required. Crossbar in the vehicle must be removed for mounting. **61105 169,-**
- ② **49 liters Reimo fresh water tank**
Capacity: 49 liters capacity. Roll fresh water tank, suitable for T5 facilities Trio Style and Travel Style. Mounting in the rear area. The integrated handle and 2 rollers make it easy to remove and transport the tank. With cleaning opening Ø130 mm. An opening provided for submersible pump. **EV 1106 61010 144,-**

Wheel arch tanks for Volkswagen T5 / T6

Shape of tank is ideally suited for mounting above the wheel well inside the vehicle on the left side of the vehicle.

- ③ **Drinking water tank-Set/Drinking & waste water tank* 93 liters**
Volume: 65 liters (drinking water) & 28 liters (drinking/waste water)
Dims.: 123.5 x 29 x 49 cm, weight: 12 kg **61051 445,-**
- ④ **Drinking/waste water tank* 28 liters** Dims.: 39 x 29 x 49 cm, weight: 4 kg **61053 184,-**
- ⑤ **Drinking water tank 65 liters** Dims.: 87 x 29 x 49 cm, weight: 8 kg **61052 240,-**

*These tanks are drinking water compliant & can therefore be used for drinking & waste water.

For Volkswagen Transporter 4

- ② **49 liters Reimo fresh water tank**
Capacity: 49 liters capacity. Fresh water tank specially designed by REIMO, fits perfectly into the Miami setup. Mounting underneath the rear closet. Because of incorporated handle and wheels, tank can be easily removed and transported. With cleaning opening Ø130 mm. Opening provided for submersible pump. **EV 1106 61010 144,-**
- ⑥ **Quick coupling**
For disconnecting water line in roller tanks. **65027 17,60**
- ⑦ **32 liters Reimo special water tank underfloor driver's side**
Capacity: app. 32 liters. The ideal tank when space is at a premium. 2 tanks can be mounted one behind the other, one tank as a fresh water tank & one as a waste water tank, w/ standard cleaning opening. **61013 113,-**
Tank holder for 61013 61016 27,50

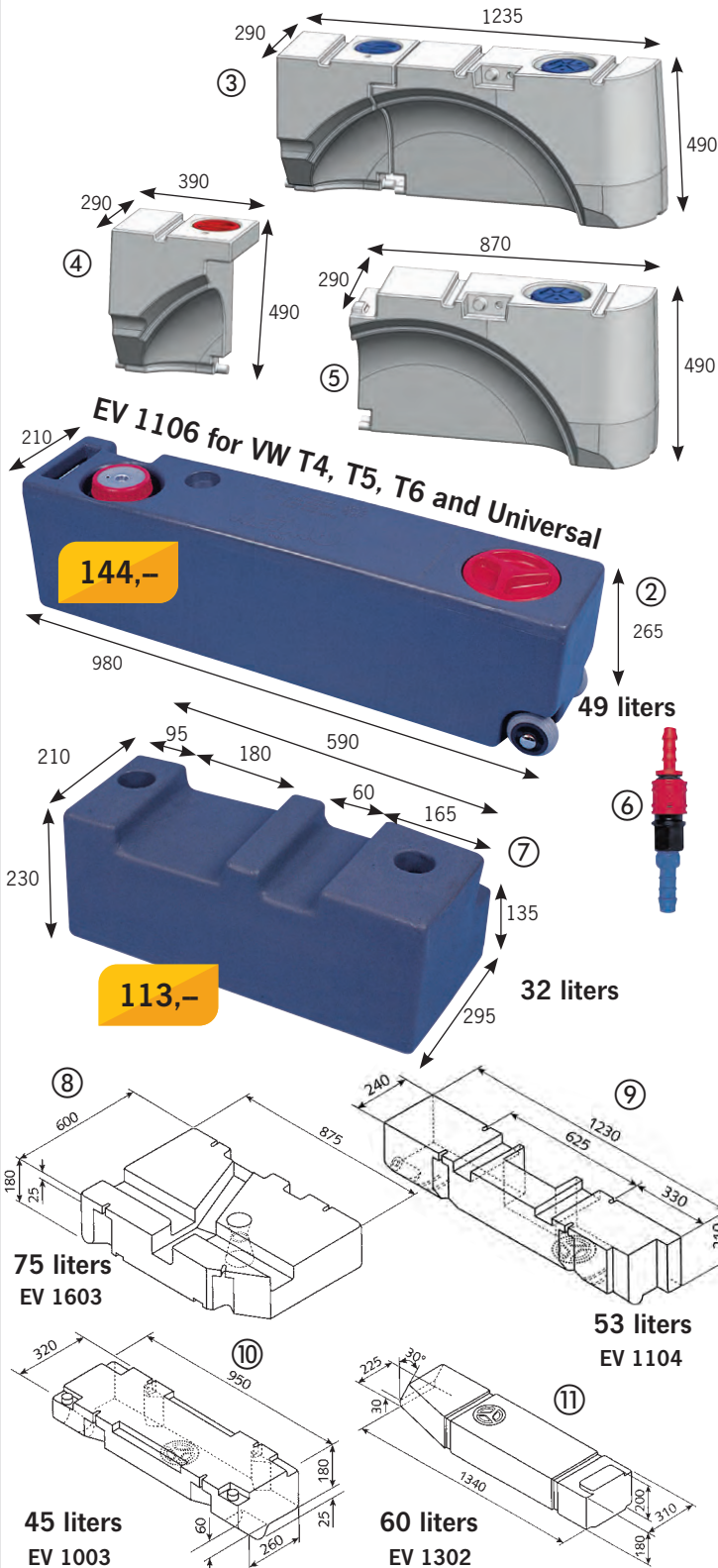
Water tanks VW T4	
61010	49l
61011/13	32/53l
61012	75l 1)

1) not with synchro

- ⑧ **75 liter fresh water Waste water tank Volkswagen Transporter 4**
for suspended mounting centrally under the vehicle, transversely in front of rear axle. With 6 integrated fixing points. Cleaning opening: Ø 120 mm. **EV 1603 61012 191,-**
- ⑨ **53 liters fresh/waste water tank**
Polyethylene, anthracite color. Cleaning opening: Ø 120 mm, for VW T4 with short or long wheelbase. For hanging mounting on the left under vehicle. At both ends with sump for better drainage. **EV 1104 61011 133,-**

Underfloor tanks for Volkswagen T3

- ⑩ **45 liter fresh/waste water tank**
Hanging version. Fits between the side members and does not interfere with ground clearance. Cleaning opening: Ø 150 mm with screw cap. 2 spigots: Ø 40 mm, closed at the top, flush with the top edge. Order suitable nozzles for draining / filling. **EV 1003 61000 114,-**
- ⑪ **60 liter fresh and waste water tank**
Polyethylene, anthracite color. Can be mounted under vehicle on both sides (rotate around longitudinal axis). 2 cleaning openings: Ø 120 mm. Mounting of the nozzles after hole drilling is possible as desired. New design. **EV 1302 61002 160,-**



Universal water tanks

Complete with mounting hardware



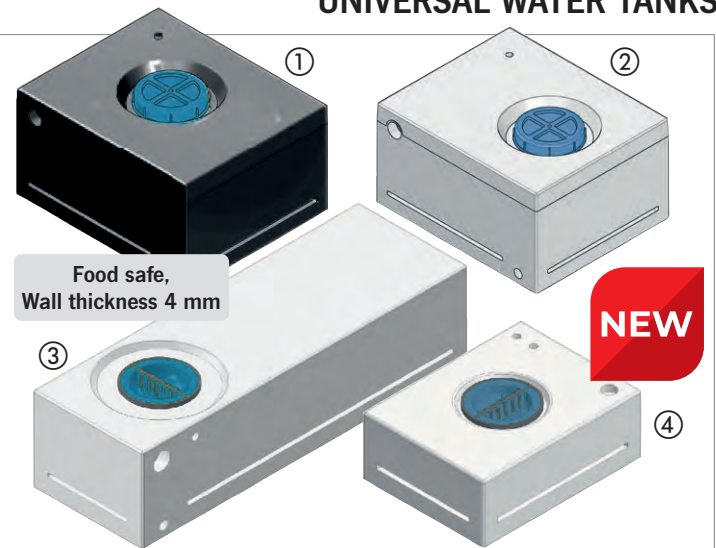
65 liters



Fresh water/Waste water tank 70 (65 liters)

KTW-certified. Includes mounting accessories for horizontal/vertical installation. Connector for waterremoval/venting. Weight: 4.4 kg.

Cleaning cover as replacement: Art.No. 149
61009 126,-



Food safe,
Wall thickness 4 mm

NEW

Water tanks with mounting groove for optional mounting brackets

	Liter	H (cm)	L (cm)	T (cm)	Color	Cleaning lid as spare part	Item no.	Price
①	105	28,5	65	59	black	61030	61023	238,-
②	48	26	48	40	white	61030	61026	119,-
③	40	20	77	26	white	61028	61024	133,-
④	15	14	38	29	white	61028	61025	99,-

With the special mounting clips, the tanks can be the tanks securely and quickly in the vehicle.

Mounting clips, set of 4 pieces 61029 29,-



87,-




Carysan Aqua Con fresh/waste water tank, 70 liters

W/ large cleaning opening 145 mm diameter. Ventilation spigot 40 mm diameter inside, w/ winter drain cock.

Dims.: 27 x 37 x 94 cm 61147 87,-

Universal tank

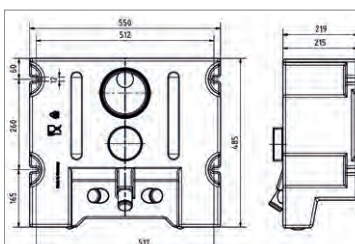
150 liters



Fresh or waste water tank 150 l

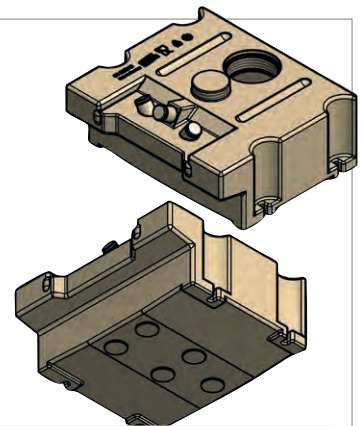
For suspended mounting underfloor w/ tensioning strap set 61202 or upright in vehicle. Ribbed surfaces for reinforcement give the tank the necessary stability. 4 x connection pieces 19 mm, 3 x connection pieces 40 mm and 1 x cleaning opening. Dims.: app. W63 x H27 x L93 cm

61158 266,-



45 liters Dims.: L 550 x W 485 x H 219 mm. Color nature. Cleaning opening Ø 120 mm. 3 x spigot Ø 40 mm 611004 82,90

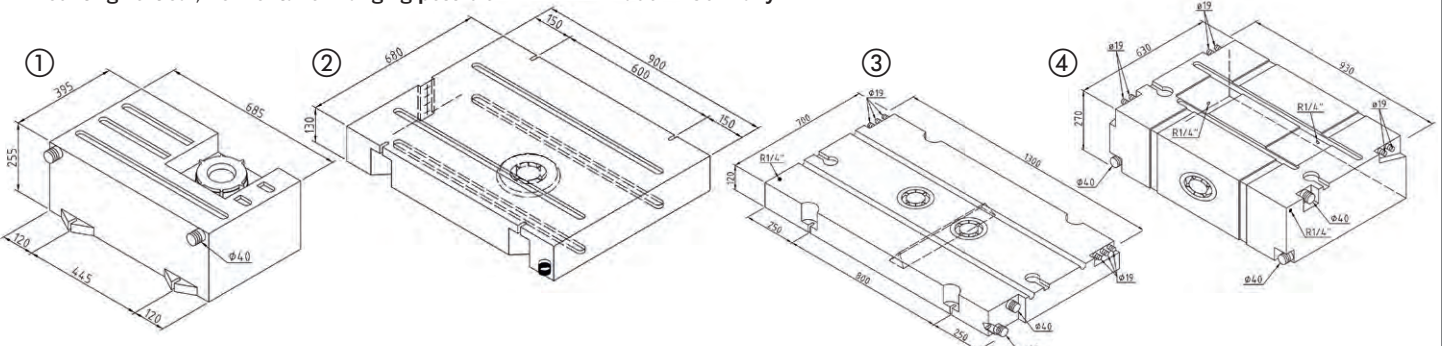
Cleaning cover Ø 120 as replacement: 611011



Perfect for mounting in bench seats or bed bases

Fresh/waste water tanks made of food-grade PE

- Seamlessly manufactured, impact-resistant, frost-proof
- Food approved
- Mounting vertical, horizontal or hanging possible
- Existing supports are closed and can be opened as required
- To be used as fresh water or waste water tanks
- Made in Germany



① 60 liters Dims.: L 685 x W 395 x H 255 mm. Color: Natural. Cleaning hole: Ø 150 mm, 2 x nozzles: Ø 40 mm.

611000 103,-

Cleaning cover Ø 150 as replacement: 611010

② 70 liters Dims.: L 900 x W 680 x H 130 mm. Color: Anthracite. Cleaning opening: Ø 120 mm. With drainage sump.

611001 149,-

Cleaning cover Ø 120 as replacement: 611011

③ 110 liters Dims.: L 1300 x W 700 x H 120 mm. Color: Natural. 2 x cleaning opening: Ø 120 mm, 2 x nozzles: Ø 40 mm and 6 x nozzles: Ø 19 mm

611002 229,-

Cleaning cover Ø 120 as replacement: 611011

④ 150 liters Dims.: L 930 x W 630 x H 270 mm. Color: Natural. Cleaning hole: Ø 120 mm. 4 x nozzles each: Ø 40 mm and Ø 19 mm

611003 224,-

Cleaning cover Ø 120 as replacement: 611011

UNIVERSAL WATER TANKS

Universal fresh and Waste water tanks

Can be used as a fresh or waste water tank. Food safe. For installation in benches or underfloor mounting. With cleaning opening and lid. All tanks are made of PE (polyethylene).

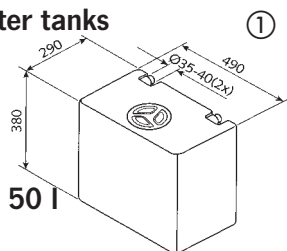
from **78,90**



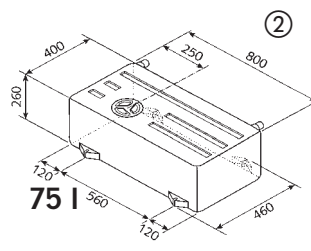
Liter	H (cm)	L (cm)	T (cm)	Feature	Color	Cleaning lid as spare part	Art. no.	Price
15	14	38	29		black	61028	61177	78,90
24	12	50	40		white	61111	61061	94,50
32	40	58	14		white		61170	96,-
47	30	33	48		white	61111	61063	99,-
48	25	48	40		white		61064	125,-
55	20	50	55		white	61111	61071	109,-
57	17	26	130		white	61111	61068	105,-
64	22	38	77		black	61111	61062	101,-
68	28	33	74		white	61111	61067	109,-
72	23	68	46		white		61065	113,-
72	23	68	46	isolated	white		610650	215,-
74	13	55	104		white	61110	61069	125,-
74	13	55	104	isolated	white		610690	245,-
80	28	65	45		white	61110	61070	140,-
80	28	65	45	isolated	white		610700	245,-
80	45	63	30		white		61125	187,-
84	20	48	88		white		61073	139,-
84	28	30	100		white		61072	139,-
84	28	30	100	isolated	white		610720	239,-
95	40	65	40		black		E5980	169,-
126	30	88	48		white		61074	184,-
126	30	88	48	isolated	white		610740	285,-

Universal fresh and waste water tanks

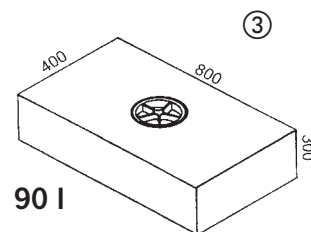
- With cleaning opening Ø 150 mm
- Food safe
- Impact and break resistant
- Suitable as fresh & waste water tank
- Suitable for horizontal, vertical or hanging mounting



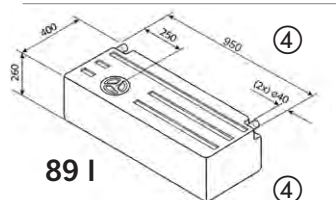
① **EV 1004** No protrusions. 2 connection pieces for 40mm hose.
50 liters **61107 97,90**
Cleaning cover as replacement: 61250



② **EV 1501** Length 800 mm.
4 mounting brackets.
75 liters **61101 162,-**

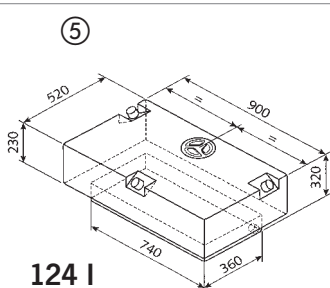


③ **90 S** Dims.: L 800 x W 400 x H 300 mm. Black color.
90 liters **61112 139,-**
Cleaning cover as replacement: 61250



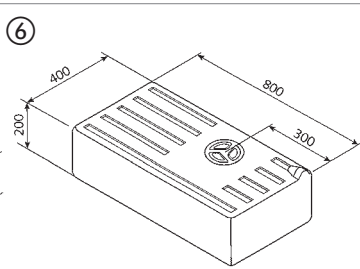
89 I

④ **EV 1802** Length 950 mm
89 liters **61102 166,-**
EV 1301 Length 690 mm
63 liters **61100 136,-**



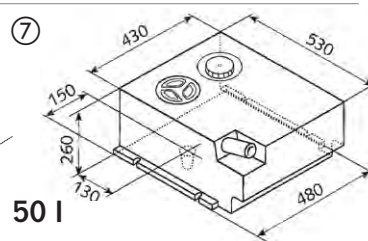
124 I

⑤ **EV 2201** Length 900 mm.
Paragraph below to pass e.g. heating hoses by lead.
124 liters **61104 271,-**



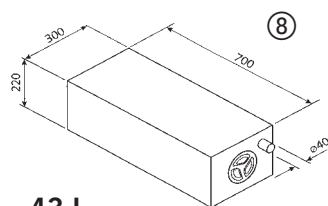
47 to 78 I

⑥ **EV 0901** L 600 mm
47 liters **61114 108,-**
EV 1602 L 1000 mm
78 liters **61116 187,-**



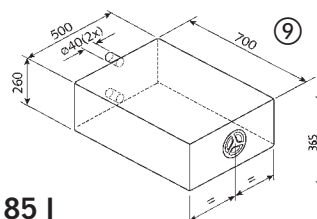
50 I

⑦ **EV1111** DIN 96 opening w/ locking ring & dust cap for submersible pump. Cleaning opening 120 mm, 1 inlet spigot 40 mm. 1/2" drainage spout in the bottom. 4 fixing points. Recess on transverse side for hot air ducting
50 liters. **61141 118,-**



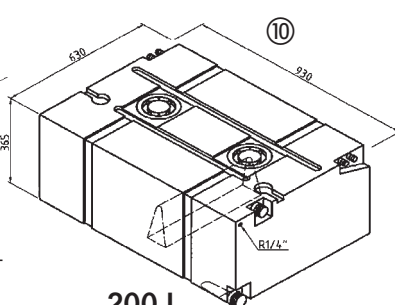
43 I

⑧ **EV 0905** Length 700 mm
43 liters **61108 98,-**
Cleaning cover as replacement: 61250



85 I

⑨ **EV 180** Length 700 mm, anthracite
85 liters **61109 182,-**



200 I

⑩ **V 200** Ribbed and with sling bulkhead. With 4 connection pieces 19 mm, 2 pieces 50 mm (can be opened), an opening 1/4" and 2 cleaning openings with cover. Dims.: L700 x W630 x H365 mm, weight: 12.5 kg.
200 liters **E7967 279,-**

NEW

Lids for Water tanks

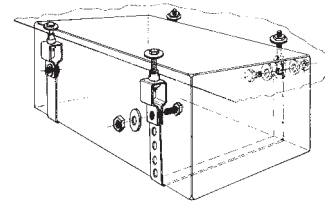
① Ø 150 mm, AG, without seal	61250	22,40
② Seal	61255	7,60
③ Ø 170 mm, IG	61251	28,10
④ Seal	61256	4,90
⑤ Cover ADRIA fresh water tank, YOC. 17-18, Ø 140 mm, IG	A0820610	14,80
Seal	A0820620	5,-
Ø 120 mm, AG	61110	14,90
Ø 140 mm, IG	61111	8,80
Seal for 61110 and 61111	61119	3,40
⑥ Ø 120 mm	611011	10,60
⑦ Ø 150 mm	611010	19,20
⑧ Ø 140 mm	61028	15,90
⑨ Ø 140 mm	61030	12,50
Seal for 61030	61031	4,20



Mounting set for water tanks

Secure mounting.
Load capacity 150 kg per belt.
5 m steel tension belt,
Plastic coated.
With height adjustment, non-slip.

61202 23,50



Bottom outlet for water tanks

Drainage nozzle

for easy, quick emptying of the tank, e.g. in winter.
Prevents frost damage. Plastic with silicone seals,
is inserted through a hole in the tank and fastened
with hexagon nuts on both sides. 1" thread.
H x W x D: app. 115 x 53 x 110 mm, 94 g.


61188 16,90



Drain plug hinged bung for fresh water tanks

Bottom plug for many fresh water tanks.
Series at ADRIA. Is inserted into the drain hole and by tilting 90°
the plug tightens and seals. Plug diameter unclamped: app. 18
mm. (Not suitable for 61188)

A0820160 19,50



Level indicator PT 722

Display panel

For connecting 2 water tanks. Displays
the percentage of water level in tank.
Incl. 2 conn. cables for tank probes,
4 m each. **Without tank probes.**

Anthracite 801603 106,-

Tank probes for fresh water


You need one tank probe per tank.
Cannot be shortened. For tank height:

180 mm	80133	50,75
200 mm	80146	43,80
240 mm	80134	44,85
300 mm	80132	48,70
330 mm	E384	57,60
380 mm	E1124	62,45
400 mm	80147	47,30
500 mm	801100	54,95
600 mm	E3401	51,90
620 mm	E5454	49,95
700 mm	80141	59,-




Tank probes for waste water
2 screw plugs for insertion into
the tank wall:
80277 4,50


Votronic Tank probes



Detail view
Electrode K



Detail view
Electrode K-FL



① Tank electrode 15-50K for fresh, waste and holding tanks

For tank heights from 15-50 cm. Electrode can be shortened. Insensitive to dirt and deposits. Capacitive measuring method. For plastic and metal tanks. Mounting Ø 38 mm. Screw-in connection w/ practical double thread. Only 3-wire cable required for connection between electrode & display.

IP 67 801204 70,60

② Tank electrode 30-110K-FL for fresh & waste water tanks

flexible electrode for tank heights from 30 to 110 cm. Approved according to drinking water regulation DIN 2001-2. Capacitive measuring method. For plastic and metal tanks. Mounting possible from outside or inside the tank.

801205 78,90

③ Faeces tank electrode 20 K-WC

Tank electrode for WC cassette tanks with dirt-resistant measuring method. Including mounting ring for mounting hole Ø 38 mm, sealing ring, plug, socket & screws. Waterproof and particularly robust.



IP67 801206 118,40

Votronic LED Level indicators



Waste water

Fresh water

Holding tank

Level indicators and water tank accessories Level measurement in 10 steps. 2 lines connect tank and panel. Dims.: 48 x 85 x 20 mm. Without tank probes! (see right)

For fresh water 12 V / 24 V	801160	57,70
For waste water 12 V / 24 V	801170	53,80
For holding tanks 12 V / 24 V	801180	60,95

You can find more suitable display panels in electrical section

Rubber tank sensors for various display panels e.g. from REIMO, Votronic or Schaudt.

10 piece 80008 24,10



WASTEWATER TANK CLEANING, ANTIFREEZE & TANK HEATERS

TIP

16,-

① **Yachticon PURY CLEAN**

② **certinox SchleimEx**

with oxygen

Danger

Attention

Waste water tank cleaning

- ① **Pury Clean**
Very efficient concentrate: cleans & disinfects waste water tanks & hoses w/ active oxygen. Eliminates unpleasant odors. Independently removes most types of debris.
500 ml GP* 45,80 / 1 Liter **61282 22,90**
Warning: H319
- ② **Certinox SchleimEx cse 100 P, Powder for 100 l**
For sewage systems. Active oxygen & biodegradable grease solvent.
250 g GP* 64,00 / 1 kg **61322 16,-**
Danger: H314, H290, H302



Antifreeze

- ① **MultiNox FrostEx 2500/5000** Protects against frost damage & re-germination of drinking water systems. Glycol-free.
5000 5.0 l for 15.0 l antifreeze GP* 9,79 / 1 Liter **61289 48,95**
- ② **Anti-freeze concentrate Aqua Frozt** Protects fresh water, drinking water & toilet systems from freezing. Saves draining. Reusable. Economical & easy to use (40% antifreeze & 60% water: results in antifreeze protection down to -21°C).
2 liters GP* 19,48 / 1 Liter **61280 38,95**
5 Liter GP* 12,50 / 1 Liter **612801 62,50**
- ③ **Winter Ban Antifreeze** For drinking and fresh water systems. Also prevents corrosion and algae growth. For plastic, brass or copper lines. Non-toxic, odorless and tasteless. Protects undiluted down to -45 °C, can be diluted with water. Contains propylene glycol.
3.78 liters GP* 7,92 / 1 Liter **62410 29,95**
Warning: H319
- ④ **RabbaFrost antifreeze concentrate** Highly effective antifreeze concentrate for all types of chemical toilet systems, water supply systems, for use in caravans, motorhomes, boats, coaches, large tanks, etc. Protects down to -30°C.
5 liters GP* 3,98 / 1 Liter **61272 19,90**
Warning: H319

Tank heaters - prevents freezing of the water system during winter operation

Installation sketch for frost monitor

Frost monitor
Prevents freezing of water tanks up to over 40 liters & down to -25°C. A thermostat switches on the electric tank heater when temp. falls below +5°C. 12 V, app. 4 A.
Technical data: 30 W when heating up, reverse polarity protection, built-in thermostat with dry and overheating protection, bore Ø 26 mm, thread length 16 mm, connection with 2 flat plugs, length 200 mm, Ø 18 mm, 290 g, E1 certified
61230 79,90

Mobile heating cable for frost protection of pipes

- Cold protection for non-insulated plastic pipe with a Ø of 32 mm up to -30 degrees
- Mobile heating cable w/ ready mounted plug
- Heating cable self-regulating, according to the ambient temperature
- Can not overheat
- Internal or external mounting possible for insulated pipes
- PVC-free, therefore well suited for drinking water pipes

① Inner assembly
② External mounting

Mobile heating cable 230 V with		
20 W, 2 m long	61266	69,90
40 W, 4 m long	612661	99,-
60 W, 6 m long	612662	109,-
80 W, 8 m long	612663	120,-
100 W, 10 m long	612664	145,-

Waterproof screw connection for the passage of the heating cable
E5080 **39,90**

ASS heating tape

12V

- Ideal accessories for winter campers
- The solution for frozen pipes
- Low battery consumption (70W)
- Connection to the cigarette lighter

The ASS heating tape is wrapped around the pipe or valve. For frozen pipes, thawing time can be between 5-60 minutes (depending on pipe length & diameter). Dimensions: WxL: 60x1700mm, weight 130g.
Technical data: Voltage 12V, current consumption 5.8A, Cigarette lighter plug with 8A fuse.
61231 84,95

NEW

Self adhesive tank heater

UltraHeat, 12 Volt
Prevents freezing of the water tank in winter. Self-adhesive. Thermostatic switch-on at 4°C, switch-off at 18°C.

For tanks up to 80 l, 38 W
Dims.: app. 330 x 150 mm **61259 102,-**

For tanks up to 110 l, 58 W
Dims.: app. 500 x 185 mm **61261 123,-**

NEW: For tanks up to 130 l, 58 W
Dims.: app. 305 x 305 mm **61267 142,-**

For tanks up to 200 l, 91 W
Dims.: app. 500 x 305 mm **61262 174,-**

from **102,-**

Cleaning, maintenance & disinfection of fresh water system



MultiMan RED BOX

Complete set for annual cleaning, disinfection & decalcification of drinking water system.

Content	Red Box
	125
GermEx+	100 g
ChloroSil	100 ml
LimeEx+	100 g



Red Box 125 up to 125 l tank size
61390 39,95
 Danger: H314, H400, H411, H410



FOR ANNUAL DISINFECTION

MultiMan BLACK BOX

Complete set for rehabilitation of drinking water systems in old or used purchased vehicles.

Content	Black Box	Black Box
	125	250
GermEx Strong	100 g	250 g
PuroChlor	100 g	100 g
LimeEx+	100 g	250 g



Black Box 125 up to 125 l tank size
61394 59,95
 Black Box 250 up to 250 l tank size
61395 69,95
 Danger: H272, H302, H314, H319



FOR BASIC CLEANING OF USED VEHICLES

Cleaning of tank and pipes



abtyCAM tank cleaner Cleans tank and lines. Add one scoop per 10 liters of water to the empty tank & fill with water. After 2 hours, pump out water and fill tank with fresh water. Ready to use. For distribution in Europe (D, FR, NL, GB, ES, IT, CZ).



500 g 612121 15,95
 Danger: H318 GP*31,90 / 1 kg

certibox - complete set cb 100
 for fresh water tanks up to 100 l,

Content	cb 100
TankFresh 10 P	for 10 l
TankClean 100 P	for 100 l
certisil combina cc 1000 F	for 100 l

61324 35,-



FOR ANNUAL DISINFECTION

Cleaning the fresh water system



① Pura Tank (without chlorine)
 Safely and thoroughly cleans drinking water system actively through oxygen. Up to 160 liters tank capacity. For all materials. Odorless / tasteless. Kills bacteria and algae.
0,5 l 61279 19,95
 GP* 39,90 / 1 Liter
 Danger: H310, H225, H336



② Clean A Tank with citric acid
 Active cleaning by oxygen. For max. 160 liters tank capacity. Odorless and tasteless. Kills bacteria and algae.
0,5 l 61281 21,60
 Danger: H319 GP* 43,20 / 1 Liter



③ Biocool - Clean my watertank
 Cleans tank, hoses and taps. Tasteless and odorless. Free of chlorine and silver. Biodegradable. add 1 tablet per 4 l tank volume with water and leave for 12 hours. Rinse.
50 tablets 613004 17,90
 Danger: H302, H318




④ awiwa® oxi tank cleaner cleans fresh water tanks & pipes quickly & easily. Only 2 h application time. 15 g per 10 l Tank volume.
500 g 66383 19,95
 Danger: H318 GP*39,90 / 1 kg



⑥ Certinox TankFrisch
 Removes lime deposits with natural citric acid. Against bad smell and taste. With silver.
ctf 25 P: 250 g powder for 25 l
61321 15,-
 GP* 60,00 / 1 kg
ctf 50 P: 500 g powder for 50 l
61326 22,-
 GP* 44,00 / 1 kg
 Warning: H319

against bad smell

CLEANING & STERILIZATION OF DRINKING WATER TANKS



LILIE Certec® Drinking water conservation

- Germicidal without silver
- Proven to prevent slime formation (biofilm) in the tank
- Lasts up to 12 months (1 change/year)
- With practical nylon cord + control sticker
- Mineralizes and vitalizes the water

Self-dosing water tuning

30L capsule for up to 30 liters of water	613000	17,50
100L capsule for up to 100 liters of water	613001	27,50
200L capsule for up to 200 liters of water	613002	38,50

from 17,50



NEW

DEXDA® Clean active
Fresh water tank cleaner

The combination of hydrogen-peroxide and active oxygen ensures cleaning of the tank and pipes Pipes - without rinsing!
Effectively removes biofilm in the pipes.
Leaves no unpleasant taste.

- dissolves soiling in the entire fresh water system
- removes biofilm in the tank & pipes
- for up to 6 applications (for a 40 liter tank)

600 g powder	61531	GP* 33,17/1 Kg	19,90
--------------	-------	----------------	-------

Preservation, cleaning & disinfection of fresh water system



WM Aquatec

GERMAN INNOVATION AWARD '20 WINNER

NOMINIERT
Deutscher Nachhaltigkeitspreis Design 2021

WM Aquatec UV-C LED water disinfection

- Water disinfection - 100% without chemistry
- Latest, innovative UV-C LED technology
- Disinfection performance up to 99.999%*
- Up to 8 l/min flow rate
- Environmentally friendly: mercury-free, no harmful disinfection by-products
- Low power consumption due to real-time operation
- Disinfection directly at water withdrawal (real-time operation)
- Easy to retrofit into existing fresh water systems
- No lamp change necessary
- Maintenance-free (w/ annual fresh water system cleaning)

UV-C LED water disinfection unit from WM Aquatec is the first fully automatic water disinfection unit of its kind, specially designed for use in motorhomes, which switches on automatically when water is drawn off, thus guaranteeing hygienically perfect water worldwide!

Dims.: (W x H x D): 113 x 159 x 105 mm (w/o. connections)

① UV-C LED complete solution for water hygiene	65505	699,-
② UV-C LED water disinfection unit	65500	599,-
UV-C LED Floor Mounting Bracket	65501	29,90
UV-C LED water connection adapter (12 mm)	65502	19,90
UV-C LED water connection adapter (15 mm)	65503	26,95




DEXDA® Clean for disinfection & biofilm removal

- Reliably removes bacterial deposits, Fungi, viruses, algae, legionella & biofilms
- Disinfects the entire fresh water system and eliminates unpleasant odors
- Disinfects even where there is air in the system (outgassing)
- Available for tank sizes from 60-500 liters
- No multiple rinsing necessary 25 x stronger as active oxygen (hydrogen peroxide)
- Permissible active substance according to German Drinking Water Ordinance
- Good material compatibility due to pH-neutral application
- Simultaneous decalcification possible in conjunction with KXPRESS

DEXDA® CLEAN 100 ml up to 60 l tank size	61566	GP* 135,00/ 1 l	13,50
DEXDA® CLEAN 250 ml up to 160 l tank size	61565	GP* 63,60/ 1 l	15,90
DEXDA® CLEAN 1000 ml up to 500 l tank size	61560		49,90

Danger: H302, H314, H412

Use biocidal products with care. Always read the label and product information before use. BAUA No. N-86607. Further information: www.reimo.com



KXPRESS Descaler

- Descals the complete fresh water system - without leaving residues
- With the natural active ingredient of lemon
- Eliminates unpleasant odors
- With child safety lock
- Also suitable for household appliances
- Up to 160 liters tank size (yields 20 liters descaler solution)
- Simultaneous cleaning/disinfection possible in combination with DEXDA® CLEAN.

Descaler KXPRESS 250 ml	61355	GP* 43,60/ 1 l	10,90
-------------------------	-------	----------------	-------

Attention: H319


DEXDA® Plus for the disinfection of drinking water or tanks

- Fights pathogens: viruses, germs, fungi & bacteria (e.g. Legionella, E. Coli etc.)
- Disinfects contaminated water
- According to German Drinking Water Ordinance
- Sodium hypochlorite - without silver (ions)
- Precise dosing for all containers through measuring cup (incl. droplet insert for 120ml version)
- Also for tank and system disinfection
- Suitable for all tank and vessel materials

120 ml	61578	GP* 90,83 / 1 Liter	10,90
250 ml	61579	GP* 59,60/ 1 Liter	14,90

Danger: H412

Use biocidal products with care. Always read the label and product information before use. BAUA No. N-102002. Further information: www.reimo.com





WM aquatec For germs, your fresh water tank is like a big swimming pool - jump in and feel good. After just a few hours, bacteria & co. multiply many times over. You can usually recognize this by a slimy film on inside of your fresh water tank or in your pipes. This biofilm offers bacteria optimal living conditions to multiply and at the same time protects you from external influences. It is therefore advisable to prevent biofilm from forming in the first place, thus depriving bacteria & co. of any basis for life and effectively combating possible pathogens.

Silvertex for automatic water conservation

- Effective protection against germination of water - self-dosing
- Flexible material - fits through almost any tank opening
- Automatic dosing with every tank filling
- Preserves up to 50,000 L. through pure silver ions
- Suitable for plastic and stainless steel tanks
- Product change recommended 1x per year



flexible

BAUA-No. N-108213

up to 25 l tank size (conserved 1250 l)	613026	14,90
NEW: up to 60 l tank size (conserved 3000 l)	613032	27,90
NEW: up to 100 l tank size (preserved 5000 l)	613033	38,90
up to 120 l tank size (preserved 5000 l)	613028	36,90
NEW: up to 160 l tank size (conserved 7500 l)	613034	52,90
up to 240 l tank size (conserved 10000 l)	613029	59,90

Silver mesh Flex for automatic water conservation



- Keeps water fresh in a self-regulating way
- Flexible material: suitable for almost all tank openings
- Active ingr. in acc. with DIN EN 15030
- Product change recommended 1x per year
- Preserves up to 40,000 liters of water (depending on version).
- Pure silver ions - without add.
- No nanosilver



BAUA No. N-65554



up to 15 l tank size	613006	13,20
up to 30 l (set with 2 x 15 l)	613007	22,50
up to 30l tank size	613008	17,50
up to 60 l tank size	613021	27,90
up to 100 l tank size	613025	49,90
up to 160 l tank size	613020	52,90
up to 320 l tank size	613019	79,90
Bulk pack with 11 x 613021	613017	446,-
Bulk pack with 11 x 613025	613031	359,-
Bulk pack with 11 x 613020	613018	680,-
Refill set silver net up to 60l	613022	24,90
Refill set silver net up to 100l	613024	34,90
Refill set silver net up to 160l	613023	49,90

11,90

DEXDA® Complete for drinking water disinfection & preservation

- Disinfection & preservation of drinking water.
- Disinfects & preserves up to 5000 liters of water
- Fights pathogens: viruses, germs, fungi and bacteria (such as Legionella, E. Coli etc.)
- Keeps water in tank fresh for up to 6 months
- With practical measuring cup for precise dosing
- Incl. Droplet insert for bottles, canisters, etc.
- For plastic and stainless steel tanks



BAUA-No. N-73030

120 ml	61574	GP* 132,50/1 Liter	15,90
12 ml	61576	GP* 1075,00/1 Liter	12,90

Hazard: H290, H315, H319, H410



DEXDA® ONE for drinking water conservation

- Keeps water in tank fresh for up to 6 months
- Preserves 1200 liters of water
- Incl. practical measuring cup for precise dosing
- Droplet insert for smaller dosing quantities
- Extra long shelf life (5 yrs. from production date)
- Without additives such as chlorine, minerals, etc.



BAUA-No. N-85190

120 ml	613010	11,90
H412	GP* 99,17/1 Liter	



Hygiene trio as a set - cleaning, disinfection, Descaling

The hygiene trio is a complete set for the whole season. Depending on version, it contains 250 ml or 100 ml of DEXDA® CLEAN disinfectant cleaner & 250 ml of KXPRESS descaler, as well as SILVERTEX for preserving 7500, 11,500 or 20,000 liters of water.

BAUA no. N86607, 108213.

HYGIENE TRIO set	up to 60 l tank size	613015	49,90
HYGIENE TRIO set	up to 100 l tank size	613030	62,10
HYGIENE TRIO set	up to 160 l tank size	613014	74,90

Hazard: H302, H314, H412, H410, H319



WATER STERILIZATION AND WATER CONSERVATION



Micropur – the classic

Makes drinking water durable

Micropur Classic, makes clear drinking water durable, silver protects against re-germination. Effect after about 1 hour.

- ① **MC 10T:** 40 tablets for 400 l **61224 35,-**
Attention: H410
- ② **MC 10.000P:** 100 g powder for 10.000 l **61220 39,90**
Attention: H410
- ③ **MC 1,000 F:** 100 ml for 1000 l **61223 15,-**
Warning: H411

Micropur Forte, disinfects clear drinking water w/ chlorine. Bacteria & viruses are killed in 30 minutes. With silver. Tasteless.

- ④ **MF 1,000F:** 100 ml for 1000 l **61229 19,95**
Warning: H411

Use biocidal products with care. Always read label & production information before use.
Further information: www.reimo.com

Aqua-Clean

For conservation of drinking & industrial water. Odorless and tasteless, silver-based. Preserves up to 6 months.

- ⑤ **Aqua Clean 500** for 500 liters of water, 50 ml, liquid **61273 11,60**
Attention: H410
- ⑥ **Aqua Clean 1000** for 1000 liters, 100 ml, liquid **61274 12,95**
Attention: H410
- ⑦ **Aqua Clean 1000 Quick** for 1000 liters, 100 ml, liquid **61278 15,20**
Silver based with chlorine. Disinfects within 30 min. by adding chlorine. Attention: H410
- ⑧ **Aqua Clean 100 tablets** for 2000 liters. 1 tablet is sufficient for 20 liters of drinking water. 1 can contains 100 tablets
For DE **62088 25,20**
For DK **620801 28,95**
For FIN **620800 28,95**
Attention: H410



Preserves and disinfects drinking water

Preserves drinking water

- ⑨ **MultiMan ChloroSil**
Preserves & disinfects clear drinking water, protects against re-germination of existing bacteria & germs for up to 6 months. **With chlorine & silver.**
1000 F: 100 ml liquid for 1000 l **61290 14,95**
Attention: H410
5000 P: 100 g powder for 5000 l **61291 22,90**
Warning: H400, H411
- ⑩ **MultiMan PuroSil**
preserves clear drinking water, protects against recontamination. **With silver.**
1000 F: 100 ml liquid for 1000 l **61303 13,95**
Warning: H411
5000 P: 100 g powder for 5000 l **61304 26,90**
Attention: H400
- ⑪ **certisil argento**
Long-term protection, effect after app. 1 hour. Makes clear drinking water durable. Silver protects against re-germination for up to 6 months.
ca 1.000 F: 100 ml liquid for 1000 l **61313 14,-**
ca 10.000 p: 100 g powder for 10.000 l **61315 26,-**
Warning: H411

- ⑫ **certisil combina w/ chlorine & silver**, disinfects in 15 to 30 min.
cc 1,000 F: 100 ml liquid f. 1000 l **61317 18,-**
Warning: H411
cc 10,000 p: 100 g powder for 10.000 l **61318 28,-**
Danger: H319, H410
- ⑬ **awiwa® silver** sterilizes & preserves fresh water, keeps it fresh for longer & prevents biofilm. It is silver-based, without chlorine & nitrate. Neutral taste. Protects against recontamination for up to 6 months.
awiwa® silver : 100 ml liquid for 1,000 l **66384 9,95**
Warning: H411
- ⑭ **Biocool - Purify my drinking water** is enough for 1250 l drinking water. Keeps water fresh for up to 3 months. Without silver and chlorine. Biological degradable. add 1 tablet to 5 l of water and let it act for 3 hours.
250 tablets **613005 29,95**
Danger: H302, H318

Use biocidal products with care. Always read label and production information before use. Further information: www.reimo.com

Alb Filter Flextube filling hose

For refueling fresh water. Extendable up to 5m. Incl. Bag that protects the hose from soiling. The Flextube is also easy to stow away.

Flextube 61529 91,50



Alb MOBILE: The Portable

With the Alb Filter Mobil sets, you can turn even taps with unclear water quality into drinking water dispensers. The ideal companion for your trip. Filters your water directly from the source before it enters the tank. All mobile filters are supplied including the GEKA quick connector.

Mobil Active, color titanium 61501 149,90
Mobil Nano, color titanium 61502 179,90
Mob. Fusion*, color titanium 61503 299,90



*Mobil Fusion = Set consisting of two filter housings and Active & Nano cartridges. Mobil Fusion incl. case. Fig. shows Alb Mobil Active.

Alb PROTECT: Protection against coarse

The Alb Protect is a pre-filter for filtering large dirt particles that could possibly clog the subsequent filters. The Protect filter housing is screwed onto the existing housing. Incl. Filter pads.

Protect, color titanium 61507 49,90



Suitable for all Alb MOBIL and Alb TRAVEL



Filter cartridge Active



Filter cartridge Nano



Filter cartridges Active + Nano = Fusion



Protect filter pad

The filter cartridges

Nano as a germ barrier protects against microorganisms. With a permeability of less than 0.1 µm, even germs & bacteria cannot get through.

Active with activated carbon core is able to filter chlorine, organic and medicinal pollutants, pesticides and solvents.

Protect retains fine particles from the water with a permeability of 40µm and protects the tank system and subsequent cartridges.

Alb TRAVEL: The fixed

By installing the Alb Filter Travel behind the (fixed) water tank, this solution offers best protection against contamination & germs directly before removal.

Travel Active, stainless steel 61533 169,90
Travel Nano, stainless steel 61534 199,90
Travel Fusion, stainless steel* 61535 319,90
 incl. wall bracket



*Travel Fusion stainless steel = Set consisting of 2 filter housings & Active & Nano cartridges. Fusion set incl. wall bracket. Fig. shows Alb Travel Active.

Alb PRO CAMPER: All in One Set

This set combines all 3 filter systems. Filter stage 1 & 2 consists of MOBIL ACTIVE filter and PROTECT pre-filter. Filter stage 2 consists of the TRAVEL NANO fixed filter.

Pro Camper Set, stainless steel 61536 349,90



Replacement cartridges and filter pads

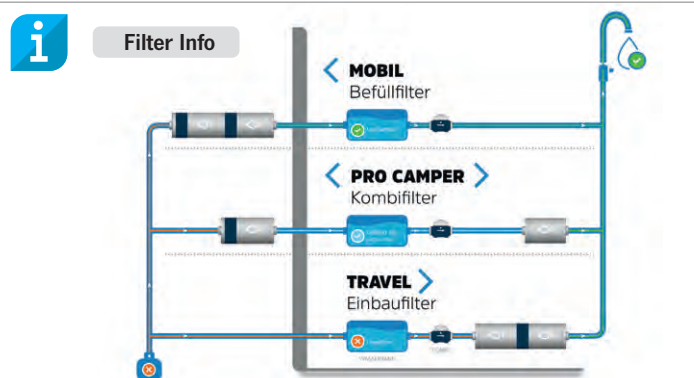
For the filters and filter sets here are the right cartridges.

Following replacement intervals are recommended:
 Nano after app. 3000 - 5000 l or every 4 months.

Active after app. 3000 - 5000 l or every 4 months.

Fusion after app. 3000 - 7000 l or every 4 - 6 months.

Nano replacement cartridge 61509 59,90
Active replacement cartridge 61510 25,90
Fusion replacement cartridge set 61513 79,90
Fusion replacement cartridge set incl. 3 Protect Filterpads 61514 94,90
Protect 3 pack filter pads 61508 17,90



	Active	Nano	Fusion*
Smell, taste	yes		yes
Chlorine	yes		yes
Heavy metals	yes		yes
Pesticides	yes		yes
Drug residues	yes		yes
Microplastics	yes	yes	yes
Asbestos fibers	yes	yes	yes
Germs and bacteria		yes	yes
Microgerms		yes	yes
Legionella		yes	yes
Flow**	7 l/min	15 l/min	6 l/min

*Combination of two filter housings and Active + Nano cartridges **at 3 bar.

GEKA Hybrid clutch

- Variable grommet for hoses with inner Ø from 10-13 mm
- Quick coupling w/ aquastop for fast coupling & uncoupling

Connection set mobile 61516 49,90
Connection set Travel 61517 49,90



Element & Fusion – Neoprene protective sleeves for Alb filters

- For all variants with/without Protect prefilter
- Practical hanging loop
- Quickly attach & remove of cover possible
- Protects the GRP of your caravan, caravan or motor home when refueling
- Protects the filter unit during storage




The neoprene protective cover for Alb filter (single or double, with or without Protect) covers the complete filter unit. Protects motorhome/caravan/van & filter housing from scratches & knocks during storage & refueling.

Element (single) 61525 7,90
Fusion (Double) 61518 9,90

WATER FILTER WITHOUT CHEMICALS

NEW



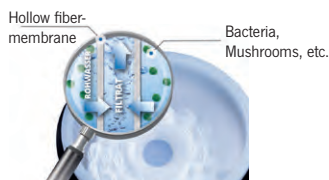
The robust filling filter - for the best fresh water on board

- Tested, food-safe and ready for connection
- very high flow rates
- retains dirt such as sand, rust, etc
- Effectively reduces pollutants such as chlorine, microplastics, drug residues, etc.

Tech. data: Ready-to-connect filter incl. activated carbon filter element, Dims.: (LxØ): 258 x 90 mm, Weight housing incl. connections: 960 g, Weight activated carbon filter element: 210 g, Connections: Plug-in connector (Gardena® compatible), Flow loss: app. 12% Pressure: max. 6bar, water temp.: + 1 to +40°C, housing material food-safe aluminium (anodized, natural)



① Filling filter	65416	249,-
NEW: ② Magnetic holder for WM filling filter on magnetic surfaces	65418	21,90
NEW: ③ Adhesive Buddy magnetic pad for the magnetic holder, for sticking to non-magnetic surfaces	65419	9,90
Replacement activated charcoal filter	65315	14,90
Replacement PP filter element	65317	10,90



*Depending on raw water quality Filter change recommended after 6 months

Filling & Inline Filter FIE-100

FIE-100 filling & inline filter is a compact, sterile filtration system that removes pathogens such as bacteria, fungi, etc. to almost 100% purely by physical means, thus guaranteeing hygienically perfect water. It is ideal for filling/fueling fresh water tank at home and on the road (Gardena® compatible connections), as well as for installation in front of a faucet.

Technical data:

Bacteriological retention: >99.9999%, filter fineness: 0.1µm absolute (0.0001mm), capacity: app. 2000 to 5000 liters*, water pressure: max. 6.3 bar, dims.: 200 x 60mm (L x Ø), flow rate: app. 7 liters/min at 3 bar

Filling & Inline Filters	65353	145,-
Filter change set	653530	64,-

Aqua Clean water filter filter set

Complete filter system w/ activated carbon filter cartridge

For sterilization and taste improvement. Very robust 5" housing w/ activated carbon filter (s. replacement filter cartridge for descr.). Long life, mounting in hose assembly (10 mm to 13 mm). Practical wall mounting.

65320 91,90

Sediment replacement filter cartridge

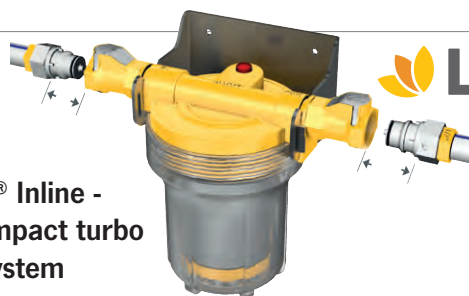
For about 5000 liters, filters sand, rust, metals and all small particles from the water. Ideal as a pre-filter. Temperature range from 0 to 74°C, flow rate approx. 19 l/min. Made of polypropylene fibers. Nominal filter unit: 5 microns.

65321 27,30

Activated carbon replacement filter cartridge

For app. 5000 liters, filters sediments from water & removes bad odor, chlorine & other chemicals. Temp. range from 0-52°C, flow rate app. 9.5 l/min. Made of cellulose w/ impregnated activated carbon. Nominal filter unit: 5 microns.

65322 31,50




Certec® In-line - the compact turbo filter system

- Superfast cartridge change
- Compact, easy to use and reliable
- Has a special antiseptic and antibacterial effect
- Highest possible flow rate with minimized Pressure loss
- Very high germ protection and extremely high filter performance
- Special activated carbon from organic coconut
- Integrated venting function
- Drinking water certified

Complete set consisting of housing, cartridge 6in1, holder, 2 x LILIE-Push-and-Connect valve adapter & quick coupling, cardboard box & instructions. Dims.: H325 x W183 x D121 mm. Weight: 1245 g

65430 199,90



Bracket

Robust, made of stainless steel, dims.: H130 x W75 x D90 mm. Weight 340 g

65433 29,-



Housing, Compact, easy to operate, reliable, highest possible flow rate, minimized pressure loss. Max. Inlet pressure 7.6 bar, maximum possible flow rate 14 liters/min. H160 x W120 x D120 mm, 700 g

65432 79,-

Cartridge 6in1

Extremely high filtration capacity, special activated carbon made from organic coconut, extremely high molecular sieving, unique germination. Filter medium & mode of action: Certec@ceramic, Bioelectro-Depot+, Self-regulating, High flow rate w/ 14 l/min. Germicidal: retention value 0.3 µm. Service life 15,000 l or 6 months. Dims.: H125 x W70 x D70 mm. Weight: 325 g

65431 69,-

LILIE push-and-connect valve adapter and quick coupling



High internal diameter, ideally matched to LILIE TWSWG, quick & easy installation, long-term high & reliable sealing at high flow rates. Connection for hoses with inner Ø of 10 mm. Pressure resistant & tight up to 5 bar. Dims.: Quick coupling: H82 x W33 x D18 mm, 15 g. Valve adapter: H74 x W34 x D34 mm, 15 g. Connection 10 mm / 1/2"-IG

65434 13,50



Drinking water: Many diseases & infections are transmitted through drinking water. When traveling, there is a risk of ingesting contaminated water. This often happens unconsciously, e.g. through toothbrush water. Smallest amounts are enough to become infected. Most common pathogens are bacteria, which can cause intestinal infections, influenza (flu), salmonella, but also cholera or typhoid fever. Various methods are suitable for water treatment:

1. **Boiling** | Costly and energy-intensive, as water must be at least . should cook for 10 min. In addition, boiled water becomes contaminated again relatively quickly.
2. **Silver** | By adding small amounts of silver, germs & bacterial coatings are inactivated. Excellent preservation is obtained. Silver-based sterilizers are tasteless and store well. Effect after about 1 hour.
3. **Silver & Chlorine** | By combining the two components you achieve an even higher protection, because chlorine kills bacteria / germs. Unfortunately, this combination is not completely tasteless.
4. **Mechanical** | Water filters disinfect water easily and quickly. Depending on the type of filter, turbidity and germs are filtered. Depending on the application, the appropriate type of filter should be selected: Activated carbon filters reduce toxins such as pesticides. Ceramic filters pass the water through a porous ceramic, which (enriched with silver) prevents the germination of bacteria. Filters with UV lamps destroy the DNA of microorganisms.

Optimum filter results are achieved by combining different filter methods.

GP* = Base price per specified unit

ALDE AquaClear UV-C LED / Carbon Filter Set

- Double filter system consisting of UV-C disinfection & carbon filter
- For mounting on 12 mm pipe system or 10mm water hose.
- Suitable for pressure pumps & submersible pumps.
- Set 65511 can be connected to Alde Compact 3030 - information about filter then appears in display of the heater.

Alde AquaClear UV-C compact water purification system. Disinfection is based on UVC light with latest UVC LED technology, and the product neutralizes about 99% of microorganisms at water flows (up to 4 liters/min). Pressure drop across AquaClear is up to 0.9 bar, which is why a fresh water pump with a pressure of at least 2 bar is recommended.

Alde AquaClear is approved for drinking water according to EU requirements. The service life is app. 70m³ of water or an operating time of app. 300 hours. With a use of app. 20 min/day, the service life is thus app. 900 days. The Alde Carbon filter should be changed once a year.

When AquaClear is connected to Alde Compact 3030, the number of hours is displayed on control panel.

	Neutralizes	Reduces	Improves
E coli bacteria	yes*		
Legionella	yes*		
Claws	yes		
Smell	yes		
Pesticides		yes	
Heavy metals		yes	
Taste			yes

* 99.9% at a water flow rate of <4.0 l/min



AquaClear UV-C LED filter set

Connection to Alde Compact 3030 possible to show filter status in display, but also suitable for mounting with connection to pump control.

65511

356,-



Filter set AquaClear UV-C LED incl. LED panel

Connection for mounting with connection to the pump control.

Incl. LED panel for status display.

suitable for presto-Switch system

65512 377,-

Carbon filter (spare part)

65513 91,70

myclean® water water filter

myclean®water

- With the innovative quick couplings of the installation set, the filter can be changed quickly and easily - without getting it wet.
- The filling set filters microorganisms, before they can enter the water system of the mobile travel companion. Practical for Gardena® connections.
- Combination of built-in and filling filter sets offers maximum safety.

The reliable filter for pure fresh water on tour

easydrivemyclean®water fights microorganisms such as bacteria, pseudomonads, legionella, fungi & protozoa. The safe filter ensures a bacteria retention of 99.99999 % due to its microfibre membrane. For pure drinking water & pure refreshment. Tested according to ASTM F838-20 standard.

Here's how: Connect the filter to the piping system or the end of the filling hose, depending on the set. Then it's just: water march! easydrivemyclean® water does the rest. After one camping season (or after 12 months), only the filter cartridge needs to be replaced - housing can continue to be used. Truly sustainable: Our clever cartridge system reduces plastic waste by 80%.

- ① **myclean® water active - activated carbon filter** (For Gardena®-Connections). The activated carbon filter removes chlorine, microplastics, heavy metals, pesticide and drug residues and other pollutants that affect the taste, smell and quality of fresh water. **65447 69,90**
myclean® waterfilter cartridge for activated carbon filter
65446 49,-



② myclean®water filling filter set (For Gardena®-Connections)

Dims.: L 163 x Ø 67.5 mm. Weight 250 g

65444 99,-

myclean®water filter cartridge for 65444

Dims.: L 102 x Ø 51 mm. Weight 29 g

65445 79,90

Connection sets

myclean®water installation set (straight connections).

Dims.: L 348 x Ø 67.5 mm. Weight 270 g

65441 129,-

myclean®water installation set (angled connections)

Dims.: L 211 x W 155 x Ø 67.5 mm. Weight 270 g

65442 129,-

myclean®water installation set (1 x straight, 1 x angled connection)

Dims.: L 280 x W 155 x Ø 67.5 mm. Weight 270 g

65443 129,-



Inline water filter Fresh water filter for inst. in your water system. Filters chlorine, phosphates, suspended solids & bad taste w/ activated carbon granules. Hose nozzles on both sides for 10 mm hose. Length (without grommets): 195 mm, Ø 55 mm. Durability: 3000 l (replace annually).

65340

37,95

BeFree water filter system

- Ultra light and compact hollow fiber filter
- With a pore size of 0.1 micron (0.0001 mm), Katadyn BeFree™ 1.0 liter reliably removes
- Bacteria, cysts and sediments.
- Fast flow rate of up to 2 l per minute
- No backwashing and no auxiliaries necessary

The EZ-Clean Membrane™ can be easily cleaned by shaking or swiveling.

① **BeFree filter bag 1.0 l** **61494 55,-**

② **BeFree Gravity Filter 3,0l** incl. hose **61485 89,90**

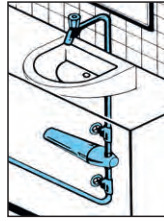
③ **BeFree replacement element blue** **61496 39,95**



WATER FILTER AND OUTER FLAPS



KATADYN
MAKING WATER DRINKING WATER



Mounting example

Built-in water filter

- ① **Katadyn housing EBF for installation filter**
Safe drinking water directly from the tap. Ideal for kitchens with limited space. Food safe plastic, up to 5 bar, 1/2" thread. Compatible: Ceradyn, Carbodyn, Superdyn, No. 4. **65449 89,90**
- ② **Katadyn Ceradyn built-in filter** The guarantee of absolutely reliable filtration. Provides everything you need: The microporous ceramic guarantees filtration of all solids, bacteria and parasites. Silver impregnation additionally prevents further reproduction of bacteria and this without the use of undesirable chemicals. **654491 89,95**

WM aquatec

Clean water at a low price

① "Mobile Edition" water filter set

- Prevents dirt from entering the water tank
- Protects pump, boiler and fittings
- **Incl. Dirt filter** Filter fineness 1µm
- Quick and easy filter change
- Incl. Filter bowl + hose connection nozzles

Water filter set 65314 56,90

② Activated carbon filter element

- Filter fineness: 10µm
- Removes e.g. pesticides and Heavy metals
- Reduces odors and flavors

65315 14,90

③ PP filter element Filter fineness: 1µm

- Removes parasites, sand, rust, pollen, suspended solids, etc.

65317 10,90

④ Wall mounting for filter housing. Material: Stainless steel. Weight: 160 g

65506 19,90

KATADYN VARIO

VARIO filter

Filter
Spare element

Activated carbon Refill

Ceramics Pre-filter disc

Katadyn VARIO water filtration system

It is small and light, but brings a lot of power. Fast preparation of up to 2 l/min is no problem with the Dual Piston technology. Optionally, 2 l/min can be filtered in "Faster Flow" mode or 1 l/min in "Longer Life" mode. This activates a ceramic pre-filter that extends life of the fiberglass filter in more polluted water. The water passes through three stages of filtration to eliminate all harmful ingredients. Odors & chemicals are reduced by activated carbon, the ceramic pre-filter removes particles & suspended matter & glass fiber filter retains bacteria and protozoa. The result: fresh, great-tasting water.

- VARIO filter 61490 129,90**
- VARIO filter spare element 61492 69,90**
- VARIO activated carbon refill pack, 2 pcs. 61493 22,90**

NEW

Smart Supply service outlets

- Service outlets with compatible modules
- 6 different modules to choose from
- 2 housing widths
- With reinforced cover

Shower set for "outdoor shower" module

Modules for "Single" and "Double" enclosures:
Installation modules for mounting in enclosures. 1 module is required for the "Single" housing, 2 modules are required for the "Double" housing. Water filling" module

Gas socket" module	63243	60,40
Module "230 V power supply"	63244	77,-
Module "Outdoor shower with mixer"	63245	55,-
Module "Outdoor shower without mixer"	63246	132,-
Blind cover" module	63247	88,-
	63248	24,50

Shower set consisting of shower head with hose for "outdoor shower" module. Outdoor shower

63249 49,50

TIP

159,-

Service socket for outdoor shower

- Including mixer and switch
- Plug-in coupling can be connected to any shower hose (inner Ø approx. 8-10 mm)

Outdoor shower with hinged cover, angled and straight hose nozzle and plug-in nipple for shower hose connection. The water temperature is regulated using the rotary control. Dims.: 130 x 145 mm, mounting Ø: app. 95 mm. Suitable for shower 63226.

White	63232	159,-
Black	63233	159,-

Service flaps from CARYSAN

- Can be mounted anywhere on the caravan or motorhome
- No reinforcement needed on the wall
- No sawn edges visible in the interior
- All flaps are lockable

Scope of delivery: Template, 4 stainless steel screws, inner holding frame.
Cut-out dims.: 135 x 99 mm for wall thicknesses from 16 to 40 mm.
(Not for supply center)

- ① **Multimedia flap** 230/12 Volt, Sat + TV
820161 77,90
- ② **Gas socket**
751401 94,90
- ③ **City water connection**
65208 89,90
- ④ **Water withdrawal valve**
For pressurized water systems 65207 67,90
- ⑤ **Filling nozzle w/ funnel**
For filling hose Ø 40 mm 65217 49,90
For filling hose Ø 30 mm 652171 47,90



Pass-through

With winter insulation, without shower fitting
63214 49,90



Tapping cans for water - also as outdoor shower



Water socket

With quick coupling for direct connection of a shower hose. With switch. Incl. Coupling piece.
Ø 62 mm, depth: 55 mm.
Color: white 63210 57,90
Color: black 632101 87,90



Socket with pre-mixer

For cold and hot water; Hole size: 157 x 67 mm, depth: 90 mm. Pressure resistant. Casing bears app. 30 mm on the outside.
Color: white 63220 126,-
Color: grey 632201 126,-
Color: black 632202 126,-

Hand shower

Suitable for water sockets 63210, 632101 and 63220, 632201, continuous jet or manual shut-off.
63226 52,90



Lever shower with hose

150 cm long PVC hose with inner Ø 8 mm, suitable for 8-10 mm plug-in nozzles and adjustable lever shower with 1/2" cone nut
63180 24,90



Water sockets and hand shower in set



includes a water socket with pre-mixer and a hand shower.
without lock 63221 145,-
with lock 63201 149,-



includes item 63210 "water socket" and 63226 "hand shower".
63227 84,90



includes item 632101 "Water socket" and 63226 "Hand shower".
63203 89,90

Service hatches with shower for cold and hot water



Temp. adjustable by turning connection piece, detachable shower hose

Shower hose (200 cm). Cover engages in open and closed position. Incl. 2 hose connection nozzles 10 mm (brass). Lever: UV-resistant LM T112 (ABS). 790 g, H103 x W109 x D88 mm.
Color: Black 63228 107,-
Color: White 63229 113,-

Cold and hot water. Lockable. External dims.: 345 x 220 mm, inst. depth: 83 mm. Housing is app. 19 mm thick on outside. Connections: 1/2" external thread. Hose 1.50 m. Material: PP.
63219 49,90



Service boxes

- Magnetic lid closure
- Suitable versions for CEE, water filler & Sat/TV sockets
- Dims.: 130 x 145 mm, mounting Ø 95 mm

All lids with magnetic closure



- ① **Water sampling can**
With switch for pump control.
White 63299 88,90



- ② **Gas socket**
White 65313 153,40
Black 652511 138,-
Light grey 652512 138,-
Grey 652510 138,-



- ③ **Wall duct**
E.g. for cables and hoses
White 65250 24,90
Black 652501 24,90
Light grey 652502 24,90
Grey 652500 24,90



- ④ **City water junction box**
with pressure reducer 1.0 bar flow pressure with max. 7 l/min. 1.5 bar idle pressure.
White 65252 145,-
Black 652521 145,-
Light grey 652522 145,-
Anthracite 652523 133,-

CITY WATER CONNECTIONS, FILLER NECK, WATER, DIESEL, ACCESSORIES

City water connections - feeding from the public water network

GOK



City water regulator

Reduces the inlet pressure. With integrated backflow preventer. Inlet pressure: up to 10 bar, flow pressure: 1 bar, idle pressure: 1.5 bar, connection: barbed fitting for water coupling 1/2"

63216

45,90



Variant supply flap

External connection for external water supply w/ cylinder lock.

Outlet pressure 0.7 bar is not exceeded by city water regulator. Inlet pressure: up to 10 bar, closing pressure: 1.5 bar. Cutout: 155 x 65 mm, installation depth: 360 mm.

63215

78,90

They are suitable for pressurized water systems in motorhomes, caravans or boats. The feed is to the existing water system, reducing the city water pressure at the feed point. The pressure pump is also a check valve to prevent water from flowing into the tank.



City connection COLORADO

With pressure reducer to 1.4 bar outlet pressure & 2 bar closing pressure. Connection via Gardena® plug-in coupling. Installation dim.: 157 x 67 mm.

63230

93,90



COLORADO PLUS

As COLORADO, but with additional solenoid valve. Disconnects the connection from pressure network when not in use. Installation dim.: 157 x 67 mm

63218

185,-



Water filler neck

Hose connection: 40 mm, with locking cylinder and 2 keys. Color black, outer Ø 112 mm

E6056 31,-



Water filler neck

With vent, "Water" / "Diesel" imprint, easy-grip lid with locking cylinder and 2 keys. Hose connection: 40 mm, H120 x W100 x D85 mm, 270 g

Black

SA583

23,95



Diesel filler neck

Hose connection: 50 mm, with magnetic hinged lid. (Use only with sealing cap 65245!) Dimensions: 130x145 mm White (RAL9010) 526240

65,90

Sealing cap for Diesel filler neck

Voor cover with vent diaphragm and connection. (FF system ZWO/HSC). Dims.: 130x145 mm. Black plastic.

65245

34,90



① Filler neck water - Short

Ø 40 mm, Mounting Ø: 83 mm. Without lid. Without venting.

Color	Item no.	Price
Black	52623	14,50
Mounting gasket black	52625	5,50

② Fuel filler neck - Long Ø 40/50 mm. Without lid. With vent incl. gas station symbol.

Color	Item no.	Ø	Price
Black	52624	40 mm	18,90
Black	52618	50 mm	17,90

③ Lockable lid with vent incl. lock cylinder and 2 keys (for 1 + 2).

Color	Item no.	Price
Black	52660	16,90
White	52621	16,90



Filler neck round water

Plastic. Installation opening approx. Ø 85 mm. With connection flange Ø 40 mm. Vent/overflow with 10 mm connection. With lockable lid incl. lock cylinder and 2 keys.

Color	Item no.	Price	
Black	65210L	65210	28,90
White	65211L	65211	28,90
Mounting gasket	65225	5,95	



Replacement lid for 65210 + 65211

Incl. Lock cylinder and 2 keys.

Color	Item no.	Price
Black	65216	16,50
White	65215	16,50



Filler neck with screw cap, WHITE

Without venting. Overall dim.: Ø 117 x D 77 mm. Installation dim.: Ø 90 mm.

65229

15,90



Filler neck for interior mounting

with screw cap. Without venting. Installation dim.: W125 x H105 mm. Overall dimension: W158 x H138 mm.

65223

18,50

65223L

Lockable Flap


Plastic white, for hose Ø 40 mm.

Installation dim.: Ø116 mm.

Overall dims.: W 155 x H 149 mm.

65218

46,90



Mounting accessories for Water filler neck

① Spiral filling hose flexible.

Ø	Length	Item no.	Price
Ø 30 mm	30 m	65211	28,90
	5 m	652010	23,95
Ø 40 mm	30 m	652002	195,-
	10 m	652001	59,-
	5 m	652000	29,95

② Special clamps for spiral hose


2 pieces for Ø 40 mm	65109	651090	4,95
----------------------	-------	--------	------

③ Hose clamps

2 pieces for Ø 32-50 mm	65205	652050	9,30
-------------------------	-------	--------	------

Tank fitting for tank/filling hose connection:

④ for hose Ø 30 mm, 90	650181	8,70
⑤ for hose Ø 30 mm, straight	65018	5,20
⑥ for hose Ø 40 mm, 90	65231L	12,60
⑦ for hose Ø 40 mm, straight	65230L	8,90



Filler neck with magnetic hinged lid

180° opening lid with magnetic closure. Approval according to KTW. Plastic IP 44. Installation opening: app. Ø 95 mm. Structure: app. 16 mm. External dim. H145 x B130 mm. With connection flange Ø 40 mm. Vent/overflow with 10 mm connection. Without fuel cap. To complete, please order lid, key set and lock separately.

Color		Item no.	Price
Black	65232L	65232	24,90
White	65233L	65233	24,90
Light grey	65234L	65234	24,90
Grey	65235L	65235	24,90

Replacement flap w/ magnetic closure

for filler neck with magnetic flap.

Color	Item no.	Price
Black	65232D	22,40
White	65233D	22,40
Light grey	65234D	22,40
Grey	65235D	22,40



Tank lid without lock cylinder

for filler neck with flap, also as spare part. Suitable for various types of lock cylinders. **Without lock cylinder**, please order separately.

	Color	Cylinder type	Art. no.	Price	
①	Blue	HSC	652242L	652242	16,90
like ①	White	HSC	65224L	65224	14,90
like ①	Black	HSC	652241L	652241	15,90
like ②	Blue	ZADI	A0820380		20,50
like ②	White	ZADI	52620		17,95
like ②	Black	ZADI	52659		14,95
like ③	White	ZADI	52662		14,95
like ③	Black	ZADI	52619		17,95

Fuel filler caps with lock cylinder of left side are suitable for the fuel filler flaps.



ZADI locking system

Cylinder and key blank
52626 5,50

Number of cylinders	Number of keys	Item no.	Price
1	2	52628	19,90
2	2	52629	20,90
3	2	52630	22,90
4	2	52631	24,90
5	2	52632	26,90
6	2	52633	28,90
7	2	52634	30,90
8	2	52635	32,90

HSC locking system

2 keys HSC system for Tank lid with HSC system.

Key no.	Item no.	Price	
481	52449L	52449	19,-
482	524491L	524491	19,-
483	524492L	524492	19,-
484	524493L	524493	19,-
485	524494L	524494	19,-

Lock cylinder HSC system for tank lid w/ HSC system.

Key no.	Item no.	Price	
481	52452L	52452	19,-
482	524521L	524521	19,-
483	524522L	524522	19,-
484	524523L	524523	19,-
485	524524L	524524	19,-

Italics Numbers = Retailer information for loose goods in packaging units



HEOSwater connector®

- Water tank lid with hose connection
- Fast - hygienic - without losses
- For all standard filler necks on motorhomes, boats, caravans, etc.
- Water tank lid with hose connection for tanks with and without overflow
- 1/2" connection thread w/ Gardena® coupling included in scope of delivery



For all tank filler necks from our range and from many other manufacturers. With 2 included adapters, water connector can be used for various filler necks. With base ring for lid Ø 77 mm or w/ additional ring for lid Ø 67 mm. Also for smaller filler necks, e.g. Dethleffs, LMC or TEC from YOC. 2010 suitable. Suitable for water tanks w/ & without overflow.

652124 19,90

Alb Entry - Filling adapter with filter

NEW

The adapter is designed for all common filler necks. It can also be installed as a filter between two hoses. The Entry serves as a filling aid and pre-filter. The filter pad has a pore size of 40 µm and retains suspended particles, sediment, sand, microplastics and other particles from the water. The set includes two adapters for filler necks with 3-pin - 67 and 77 mm.

Filling adapter	652127	59,90
Replacement filter pads set of 3	61508	17,90



Water tank filler cap with quick coupling

- Made from food-safe plastic
- Simple and intuitive connection
- With Bayonet lock

Bayonet lock-Ø 67mm (2-pin) or 77mm (3-pin). Food-safe plastic. For hygienic and safe filling of the fresh water tank.

2-pin Ø 67 mm	652125	11,90
3-pin Ø 77 mm	652126	11,90



Filling funnel

from 16,90

① With strainer for filling the tank. With rigid outlet spout. Outer Ø 17 cm
60299 19,90

② DrychterHD-PE 140 mm w/ dosing stop in white, food-safe. Outer Ø 14 cm, L 18 cm.
60044 16,90



PRESSURE WATER PUMPS AND ACCESSORIES

LILIE



LILIE diaphragm pumps-IQflo®

Ohne Spritzen und ohne Rattern, Flussgesteuertes Regelsystem, Kein separater Druckausgleichstank notwendig flüsternd leise: bis zu 25db leiser als vergleichbare Lösungen


- ① **IQflo 11.1 WhiteYELLOW - 3-chamber, 11.0 l/min, 2.4 bar, for up to 4 - 5 taps**
Max. Suction heights 3.1 m. 12V, max. 8.2 A, weight 1.9 kg.
Cut-off pressure from 0.1 to 2.4 bar. Dims.: L 220 x W 130 x H 115 mm
62989 229,-
- ② **NEW: IQflo 12.3 WhiteYELLOW - 4 chambers, 12.3 l/min, 2.5 bar, for up to 4 - 5 taps**
Max. Suction heights 3.1 m. 12V, max. 8.2 A, weight 2.1 kg.
Cut-off pressure from 0.1 to 2.5 bar. Dims.: L 205 x W 125 x H 110 mm,
620019 269,-

Series WhiteYELLOW

Certified according to the latest version of DIN 2001-2 (Drinking Water Ordinance). This includes a test according to KTW and DVGW-W270 for each individual component.

LILIE

4-chamber pumps



4-chamber pressure pumps - SOFT series

LILIE Soft Series White YELLOW with mechanical bypass control. 4-chamber diaphragm pump, makes the water flow particularly gently and quietly. Operating temp. up to 77 °C. With backflow preventer up to 13 bar. Dimensions: L 205 x W 125 x H 110 mm. With 1/2" connections & fittings for 10 mm hose.

- ③ **7.5 l/min, 1.4 bar, for up to 3 taps**
Max. Suction heights 2.5 m. 12 V. Max. 4.2 A, weight 2.0 kg.
62990 119,-
- 11.3 l/min, 2.3 bar, for up to 4 taps**
Max. Suction heights 3.1 m. 12 V. Max. 5.5 A, weight 2.0 kg.
62991 149,-
- ④ **12.2 l/min, max. 3.1 bar, for up to 5 taps**
Cut-off pressure from 1.75 to 3.2 bar. 12 V. Max. Suction heights 3.1 m. Max. 8.0 A, weight 2.1 kg. **62975 229,-**
14.4 l/min, max. 3.1 bar, for up to 6 taps
Cut-off pressure from 1.75 to 3.2 bar. 12 V. Max. Suction heights 3.1 m. Max. 10.5 A, weight 2.2 kg. **62976 239,-**
- ⑤ **LILIE by Shurflo Aqua King Series**
7.9 l/min, Cut-off pressure adjustable from 1.1 - 2.1 bar.
Max. Suction heights 2.5 m. 12 V, max. 4.0 A, L 208 x W 125 x H 106 mm
620041 145,-

LILIE



3-chamber diaphragm pumps - CLASSIC series

- ① **LILIE Classic Series White YELLOW 7 l/min 3-chamber diaphragm pump w/ 1.4 bar, 12 V, max. 4.5 A. Self-priming up to 2.5 m. Hose connection 10 mm. L 210 x W 129 x H 114 mm**
620012 99,95
- LILIE Classic Serie WeißGELB 10,6 l/min Wie Trailking 7, jedoch mit 2,1 bar. 12 V, max. 4.0 A. Self-priming up to 3.1 m. Weight 1.8 kg. L 210 x W 129 x H 114 mm**
620022 129,-
- ② **LILIE Classic Series Whisper King White YELLOW 10 l/min 3-chamber diaphragm pump, extremely quiet, high flow rate, special noise-reducing material. Special seals on the pump head. 10 l/min. 3.1 bar, 12 V, 5.9 A. Self-priming up to 3.0 m. With 10 mm hose connection. L 212 x W 128 x H 125 mm**
620032 175,-

5-chamber pumps

Ideal for vehicles from 8 m body length



from **344,-**

5-chamber pressure pumps - Smart series

5-chamber smart sensor diaphragm pump. Very high, variably adjusted conveying capacity. The water pressure is sampled via an integrated "SmartSensor". the signals are passed on to the intelligent microprocessor-controlled electronics, which control the motor speed and the flow rate. The required amount of water is dosed exactly as needed. The pump starts very quietly and does not splash. Protection against moisture, overvoltage and undervoltage. Backflow protection up to 20 bar. Connection with quick fittings on 1/2" male thread (included).

- ⑥ **18.9 l/min, 5.2 bar - Max. Suction heights 3.9 m. 12V. Max. 10.0 A, Dims.: L 260 x W 123 x H 145 mm Weight 3.27 kg.**
620371 369,-
- 18.9 l/m, 5.2 bar, 24 V - Max. Suction heights 4.0 m. Max. 5.0 A, Dims.: L 260 x W 123 x H 145 mm. Weight 3.27 kg.**
62997 459,-
- ⑦ **14.0 l/m, 2.5 bar - Max. Suction heights 3.3 m. 12 V. Max. 6.5 A, Dims.: L 230 x W 123 x H 145 mm. Weight 2.89 kg.**
62995 344,-
- 18.9 l/m, 2.5 bar - Max. Suction heights 4.0 m. 12 V. Max. 10.0 A, Dims.: L 253 x W 127 x H 117 mm. Weight 3,27 kg.**
62996 393,-

Pump connections



Double screw grommet
to the connection. 2 x 1/2".
E10094 13,50

for hose, straight

for hose connection with inner Ø:
10 mm **62005 2,90**
12 mm **620051 2,90**



for hose, angled 90

for hose connection with inner Ø:
10 mm **62006 2,90**
12 mm **620061 2,90**



for Uniquick, straight

for connection to pipe system w/ Ø 12 mm
650589 8,95



for Uniquick, angled 90°

for connection to pipe system w/ Ø 12 mm
650619 7,95



Pumps incl. accessories

① **2-chamber pressure water pump - 3.8 l/min, 2.8 bar**

Self-priming. Connection via 3/8" (10 mm) hose bolt incl. filter & hose adapter. App. dims.: L 62 x W 154 x H 98 mm, 12 V, 2.0 A (max. 4.0 A).

620550 39,90

② **3-chamber pressure water pump - 7 l/min, 1.4 bar**

Self-priming. Connection via 1/2" external thread incl. filter and hose adapter. App. dims.: L 203 x W 130 x H 123 mm, 12 V, 3.0 A (max. 6.0 A).

62055 89,90

② **3-chamber pressure water pump - 10 l/min, 2.8 bar**

Self-priming. Connection via 1/2" external thread incl. filter and hose adapter. App. dims.: L 203 x W 130 x H 123 mm, 12 V, 3.5 A (max. 8.5 A).

62056 89,90

③ **4-chamber pressure water pump - 11.3 l/min, 3.8 bar**

Self-priming. Connection via 1/2" external thread incl. filter and hose adapter. App. dims.: L 203 x W 130 x H 111 mm, 12 V, 3.5 A (max. 8.5 A).

620560 99,90

④ **5-chamber pressure water pump - 18.9 l/min, 4.2 bar**

Self-priming. Connection via 1/2" external thread incl. filter and hose adapter. App. dims.: L 203 x W 130 x H 111 mm, 12 V, 7.5 A (max. 17.0 A).

620561 139,-

Self-priming pressurized water pumps



4-chamber pump - 11.6 l

Solid rubber anti-vibration feet. Up to 4 m suction height. 12V. Max. 11.6 l/min. Cut-off pressure: 2.4 bar (adjustable from 1.2 to 6.9 bar). 2.7 A (max. 7.5 A). Water connections: 12 / 13 mm hose nozzle (1 x straight, 1x angled). L 203 x W 125 x H 111 mm

62980 129,-



Flojet - 12,5 l

4-chamber diaphragm pump, absolutely dry-running safe. With 2 quick connect couplings for 10/12 mm hose. 12.5 l/min at 0.5 bar. Max. 2.5 bar. Ideal for TRUMA boilers. L 208 x W 160 x H 95 mm.

24 V 62013 259,-



Aqua 8F

4-chamber pump with unscrewable filter, adjustable pressure switch (except 13 l version), max. delivery head 5 m, 12 V, KTW-tested.

7 l / 10 l

7 l/min, switch-on pressure 1.5 bar, 1.4 A, 50 dB, 1.3 kg

620118 130,-

10 l/min, switch-on pressure 1.8 bar, 3.0 A, 55 dB, 1.3 kg

620119 132,-

13 l/min, switch-on pressure 2.2 bar, 2.4 A, 50 dB, 2.2 kg

620120 168,-



13 l

BI-Comet - 5,5 l

Double chamber diaphragm pump. 1.4 bar. 1,5-3 A. Self-priming up to 1.5 m. Connection 10 mm. L 130 x W 155 x H 80 mm.

62015 121,-



Pressure equalization vessels



Fiamma expansion tank

Pressure is preset to 0.9 bar and can be increased w/ a compressor/pump.

Dims: H 234 x W 154 x D 98 mm. Connection for 10-12 mm hose.

440668 53,60



Shurflo expansion tank

Pressure is preset to 1.4 bar and can be adjusted w/ a bicycle pump can be increased up to max. 8.6 bar.

Dims.: H 226 x W 103 x D 95 mm. Supplied without connection nipple.

E10255 71,90



Carbest expansion tank

Pressure is preset to 1.2 bar and can be increased to max. 8.6 bar. Volume 0,75 l.

Dims.: H 200 x W 123 x D 114 mm. Incl. Hose connection nipple.

650142 22,90



Pressure compensation vessel

Plastic. Uniform water flow. Prevents unnecessary on/off switching. Reduces water consumption and increases pump life.

Max. 5 bar. 65011 23,90

SUBMERSIBLE PUMPS / WATER PUMPS & ACCESSORIES

REIMO
TOP PRICE
16,90



Submersible pump 12 l
Height saving
Side port of the hose.
For hose from 10-12 mm.
0.6 bar, 18-24 W.
Pump Ø 48 mm

62016 16,90
62016L



Ø 19 mm

Bilge pump Piranha 25 l
12 V pump for fresh, salt and dirty water. Good conveying capacity even at heights of 5 m. Current consumption of max. 1.7 A.
Ø 19 mm

62044 39,90

COMET
SMART - EQUIPMENT - SOLUTIONS



Pump dry run protection
for pumps with 12-45 Watt power. Detects prolonged "dry running" of the pump and shuts it down. Thus prevents overheating. Technical data: 8.0-14.4 V, fuse protection: 2.5 A, W x H x D 113 x 31 x 63 mm

62047 64,90

Adapter from 12 mm pipe on hose



REICH
WATER SOLUTIONS

Adapter with 12 mm connection to 10 mm hose, with check valve,

62065 11,90
62065L

on 12 mm hose, without check valve
650569 5,90

on 10 mm hose, without check valve,
650579 5,90

① **COMET** SMART - EQUIPMENT - SOLUTIONS

NEW

- Stainless steel - dry-run safe for up to 2 hours

② ③ ④ ⑤ ⑥ ⑦ ⑧

The power pump strong enough for showering

12 Volt submersible pumps w/ pipe socket connection for hose - Suitable for drinking water

No.	Designation	l/m	cash	Watt	Height	Ø Pump	Ø Connection	Item no.		Price
①	Geo-Duplo Plus	19,5	1,5	50-90	245 mm	42 mm	10 mm	62074L	62074	46,90
②	Geo INOX	15,0	0,65				10 mm		E5738	460,-
③	Submersible pump Lux Plus	16,0	0,85	30-40	-	65 mm	11 mm	62069L	62069	21,90
④	Elegant	19,0	0,55	15-24	-	38 mm	10 mm	62070L	62070	16,90
⑤	Eco Plus	13,5	0,8	30-45	135 mm	38 mm	10 mm	60095L	60095	20,90
⑥	VIP Plus	20,0	1,1	35-45	-	48 mm	10 mm	62068L	62068	23,90
⑦	Ocean	19,0	1,75	70-85	-	48 mm	10 mm	62067L	62067	35,90
⑧	Ocean Softstart	21,0	1,5	45-60	133 mm	48 mm	10 mm	62076L	62076	42,90

① ② ③ ④ ⑤

both sides Ø 10 mm

- Amplify the water pressure at long cable runs
- Also as external pump, but not self-priming
- Simply integrate into the hose line
- Easy to clean
- Suitable for short dry run
- Quiet operation
- Suitable for drinking water


Inline pumps for hose with union nut or with pipe socket connection Ø 10 mm

No.	Designation	Manufacturer	l/m	cash	Watt	Height	Ø Pump	Connection	Item no.		Price
①	Geo-Inline Plus	COMET SMART - EQUIPMENT - SOLUTIONS	19,0	0,7	25-50	150 mm	42 mm	Spigot 10 mm	62075L	62075	25,90
②	VIP inline plus		23,0	1,1	35-45	142 mm	48 mm	Spigot 10 mm	62078L	62078	26,90
③	Amplifier pump 15	REICH WATER SOLUTIONS	15,0	0,5	10-20	-	48 mm	Union nut	62024L	62024	37,90
④	Amplifier pump 15		15,0	0,5	10-20	141 mm	48 mm	Spigot 10 mm	620631L	620631	36,90
⑤	Amplifier pump 18		18,0	0,8	30-40	176 mm	45 mm	Spigot 10 mm	620632L	620632	46,90



- Connection with Hose clamp possible on any hose with a suitable diameter
- Small diameter - suitable for small canister openings
- Pumps 620006 and 620007 with shut-off on dry running

* Available from Q2/2025



Submersible pump 16 l

- Fully immersible
- Silent and vibration-free operation
- Permanently lubricated
- Small size
- Light weight
- Quick and easy installation



12 V, 0.6 bar, 5.0 A, operating time for 30 min, delivery head up to 6 m, dry seal w/ permanent lubrication, hose connection: Ø 12 mm / 1/2", weight: 0.24 kg, dims.: H 106 x W 48 mm.

620001 11,90

Inexpensive submersible pumps w/ pipe socket connection for hoseinner Ø 10-12 mm

No.	Designation	l/m	cash	Watt	Weight	Ø Pump	Drinking water compliant	Item no.	Price
①	Submersible pump 12 l*	12	0,8	36	150 g	37 mm	yes	620004*	19,90
①	Submersible pump 15 l*	15	1,0	48	150 g	37 mm	yes	620005*	24,90
②	Submersible pump 18 l*	18	1,2	66	300 g	47 mm	yes	620006*	37,90
②	Submersible pump 21 l*	21	2,1	90	300 g	47 mm	yes	620007*	42,90
③	Submersible pump 10 l	10	1,5	40	140 g	38 mm	no	62130	16,90
④	Submersible pump 15 l	15	1,5	50	168 g	49 mm	no	62131	17,90



- Drinking water compliant according to DIN 2001-2
- High-tech seal self-lubricating
- Suitable for short dry run
- Particularly hygienic surface
- Suitable hose adapters for
- 12 mm connection see left side



Drinking water compliant 12 V submersible pumps

No.	Designation	l/m	cash	Watt	Weight	Ø Pump	Ø Connection	Item no.	Price
①	Pump standard	10	0,5	10-18	150 g	43 mm	10 mm hose	620201L 620201	22,90
②	Easy 14 pump	14	0,5	10-18	145 g	45 mm	10 mm hose	620601L 620601	19,90
③	Pump Power Easy 12	12	0,6	10-18	155 g	45 mm	12 mm (suitable for Uni-Quick)	62073L 62073	32,90
④	Pumpe Power Plus	19	1,1	35-45	175 g	45 mm	12 mm (suitable for Uni-Quick)	620661L 620661	51,90
⑤	Pumpe Power Jet	22	1,8	70	270 g	54 mm	12 mm (suitable for Uni-Quick)	62071L 62071	53,90
⑥	Pumpe Power Jet Plus	25	2,1	75	270 g	54 mm	12 mm (suitable for Uni-Quick)	62072L 62072	63,90
⑦	Powerpumpe Twin	19	1,4	55	325 g	80 mm	12 mm (suitable for Uni-Quick)	620641L 620641	67,90



- Drinking water compliant to DIN 2001-2 (except 62022 and 62022L)
- Connection with union nut to the most fabric hoses possible
- High tech self lubricating seal
- Suitable for short dry run
- Small diameter - for small Canister openings suitable



Clamping nuts
as spare part for hose inner-Ø 10 mm/outer-Ø 15 mm
3 pcs. **650171 4,90**

Submersible pumps with union nut for hose with inner Ø 10 mm and outer Ø 16 mm

NO.	Designation	l/m	bar	Watt	Weight	Ø Pump	Drinking water compliant	Art. no.	Price
①	High performance pump	18	0,9	30-40	180 g	45 mm	yes	620231L 620231	47,90
②	Submersible pump 12 l	12	0,5	10-18	160 g	45 mm	yes	620211L 620211	46,90
③	Submersible pump	18	1,1	35-45	185 g	45 mm	yes	620621L 620621	50,90
④	Submersible pump 15 l	15	0,5	10-20	190 g	48 mm	no	62022L 62022	41,90

WATER PUMP AND CONNECTION ACCESSORIES

Check valves - Prevent the water from flowing back in the water pipe.



7,90

Check valve
Narrow check valve with hose connection 10 mm.
E089 7,90



Check valve brass
Max. pressure 10 bar. With brass housing, hose connection 10 mm.
65307 11,90



Check valve plastic
Hose connection 10 mm.
65300 12,90



Check valve
With threaded nozzle, hose connection 10 and 12 mm.
65081 9,90



Check valve
Hose connection 10 and 12 mm.
650669 9,50



Large Non-return valve
Robust design, hose connection 12 mm. Max. pressure 5.6 bar.
65304 31,90

Pump accessories




for REICH submersible pumps

Strainer for submersible pumps
Prevents dirt from entering the pump.
62026 5,25



Rubber bushing
for cables. Inner Ø 5 mm. Hole size for bore 10 mm.
62033 0,50

Pressure switch for submersible pumps - More powerful submersible pumps can thus be used as automatic pumps.



Pressure switch 0.4 bar Diaphragm switch with non-return valve, max. 15 A. Hose connection Ø 10 or 12 mm 10 mm 62030 22,90 10 mm 62030L 23,90 for Uniquick Ø 12 mm 620301 23,90	Pressure switch 1.0 bar Diaphragm switch w/ non-return valve, switching cap. max. 15 A, hose nozzle Ø 10 or 12 mm. 10 mm 62014 22,90 for Uniquick Ø 12 mm 620141 22,90
----------------------------------------------------------------------------------------------------------------------------------------------------------------------------------------------------------------------------	------------------------------------------------------------------------------------------------------------------------------------------------------------------------------------------------------

Universal water filter - For installation in hose line and on pump.



Fine filter - Screw-on transparent lid
Filter complete, Hose connection 10 and 12 mm.
65305 14,90
Filter element, Spare part **653051 6,90**



Filter - with screw-on housing
Hose connection 10 mm.
65301 12,20



Pump pre-filter with wing nut
1/2" male thread x 1/2" female thread. For screwing onto the suction side of the pressure pump. Fine-mesh, stainless steel strainer prevents damage to the pump and water system. The screw-on, transparent filter cup allows easy cleaning and is suitable for drinking water. The wing nut facilitates installation so filter remains movable even after installation. Weight: 54 g.
E0088 9,90



Plastic Filter - with transparent housing
For large pumps
Hose connection 12 mm or 1/2" male thread.
65302 16,50



Pressure pump pre-filter
Filter with Outlet 1/2" male. Inlet 1/2" female thread.
62046 11,90
62046L




Accessories for electrical connection of pumps - battery box
For the compact water system. To accommodate 2 x 6 V block batteries. 1m connection cable, incorrect insertion of battery impossible. Dimensions: 155 x 70 x 110 mm. Without batteries.
81340 11,99

Foot switch
to switch the pump on and off. The attachment is made to the floor. Dimensions: 60 x 45 x 32 mm.
62039 7,60


Matching block battery 6 V.
With 2 batteries in a row (in series) you have 12 V.
81339 6,25




Boiler connection pluggable
Hot water outlet.
E.g. for Truma Combi heater.
10 mm hose **72180 21,90**



Boiler connection pluggable
Cold water connection. E.g. for boiler inlet to Truma Combi heater.
10 mm hose **72180 21,90**




Boiler connection screwable
Hot water outlet with check valve and vent hose 0.5 m.
10 mm hose **E060 14,90**



Boiler connection screwable
Cold water inlet
10 mm hose **73064 12,50**

Hoses and Pipes for every purpose



For drinking water

Extra flexible drinking water hose 10 + 12 mm

Flexible and abrasion resistant. Temperature resistant: Blue up to +20°C, short-term up to 70°C, red up to +60°C, short-term up to 100°C. Inner Ø: 10 or 12 mm, outer Ø: 16 or 18 mm

Ø in mm	Color	Length	Item no.	GP/1 m	Price
10 x 16	white/blue	5 m	6500420	4,98	24,90
10 x 16	white/blue	10 m	6500421	4,49	44,90
10 x 16	white/blue	50 m	6500002	3,44	172,-
10 x 16	white/red	5 m	6500430	5,50	27,50
10 x 16	white/red	10 m	6500431	4,99	49,90
10 x 16	white/red	50 m	6500003	3,91	195,60
12 x 18	white/blue	5	6500440	6,18	30,90
12 x 18	white/blue	10 m	6500441	6,19	61,90



Tubes as bar stock

Various water pipes for fresh or waste water. Also suitable for other applications
1 = Speedfit, 2 = Uni Quick.

Outer Ø	Color	Length	Item no.	GP/1 m	Price
15 mm	white	2 m	65362 ¹	5,45	10,90
28 mm	black	1 m	65160 ²		5,90
28 mm	black	2 m	65161 ²	5,95	11,90

Accessories for Hoses at a glance



Spiral hose clamps

for hose Ø	Quantity loose	Part No.	Price
19 mm	5 pcs.	65107 651070	5,75
25 mm	5 pcs.	65108 651080	6,20
40 mm	2 pcs.	65109 651090	4,95



Plastic hose clamps

Clamping range	Quantity loose	Part No.	Price
15–17 mm	5 pcs.	65007L 650070	4,50
17–19 mm	5 pcs.	650060L 650060	5,40
19 mm	5 pcs.	650080L 650080	12,90



Spiral hose for waste water

Hose with circumferential plastic spiral. Does not squeeze so quickly.

Inside Ø	Color	Length	Item no.	GP/1 m	Price
19 mm	gray	10 m	651005	2,29	22,90
19 mm	gray	30 m	651006	2,23	66,90
25 mm	grey	10 m	651010	2,69	26,90
25 mm	grey	30 m	651011	2,70	80,90
30 mm	grey	5 m	652010	4,79	23,95
30 mm	gray	30 m	652011	4,73	142,-
40 mm	gray	5 m	652000	5,99	29,95
40 mm	gray	10 m	652001	5,90	59,-

PVC hose clear 8 mm

8 mm inner diameter. Transparent, without fabric, therefore contamination in the hose is easy to see.

Ø mm	Color	Length	Item no.	GP/1 m	Price
8 x 2,0	clear	5 m	651020	0,98	4,90
8 x 2,0	clear	50 m	651029	1,08	53,90



For drinking water

Fresh water filler hose

Suitable as filling hose for drinking water according to drinking water ordinance (KTW). As connection between filler neck and tank.

Inner Ø	Color	Length	Part No.	GP/m	Price
40 mm	white	5 m	652020	15,38	76,90
40 mm	white	10 m	652021	14,50	145,-



By connecting of several clamps is almost every Clamping range possible.

Fabric hose clamps

Clamping range	Quantity loose	Part No.	Price
10–16 mm	5 pcs.	galvanized 650050	3,90
10–16 mm	5 pcs.	V2A 650010	16,20
16–25 mm	2 pcs.	65105 651050	4,90
25–30 mm	2 pcs.	65106 651060	4,90
32–50 mm	2 pcs.	65205 652050	9,30
50–70 mm	1 pc.	49488	2,10
70–90 mm	1 pc.	V2A 72262	11,90
80–100 mm	1 pc.	480641	2,20



For drinking water

Drinking water pipe for plug-in systems

Suitable for fresh water systems according to KTW. Pressure resistant up to 10 bar at 20°C and 6 bar at 65°C. Food safe. Roll goods. Systems: ¹ = Speedfit, ² = Uni Quick

Outer Ø	Color	Length	Item no.	GP/1 m	Price
12 mm	blue	10 m	653600 ¹	1,49	14,90
12 mm	blue	25 m	653601 ¹	1,48	36,90
12 mm	red	10 m	653610 ¹	1,49	14,90
12 mm	red	50 m	653611 ¹	1,48	73,90
12 mm	bl/sw	5 m	6505090 ²	3,18	15,90
12 mm	bl/sw	10 m	6505091 ²	2,99	29,90
12 mm	red/sw	5 m	6505190 ²	2,18	10,90
12 mm	red/sw	10 m	6505191 ²	2,09	20,90



For drinking water

Drinking water pipe with fabric insert

Suitable for pressurized water systems due to fabric. Meets the latest drinking water regulations. For cold and hot water. Color: Blue 10 mm inner Ø, 15 mm outer Ø.

Ø in mm	Length	Item no.	GP/1 m	Price
10 x 15	5 m	650046	2,38	11,90
10 x 15	50 m	650049	2,06	103,-



Fastening clamps

Give the hose a secure hold. Made of plastic.

Clamping range	Quantity loose	Part No.	Price
6–8 mm	1 pc.	751030L	0,40
6–8 mm	10 pcs.	751030	3,50
10–11 mm	1 pc.	75120L	0,40
10–11 mm	10 pcs.	75120	3,20
15–16 mm	5 pcs.	651570L 651570	2,99
17–18 mm	5 pcs.	651590L 651590	3,50
23–25 mm	5 pcs.	65157L 65157	8,90



Pluggable 12 mm pipe system for fresh water

- Quick assembly by inserting pipe into the fittings
- The connections detachable and reusable
- Exact laying without water pockets, thus reducing the risk of not draining completely during frost protection
- Installation w/o. kinks, for optimum protection
- 100 % tight up to a pressure of 6 bar at 80° C
- Frost-resistant, food-safe PE pipe, outer Ø 12 mm
- All connectors incl. retaining rings



Cold water pipe
Blue/black,
Outer Ø: 12 mm
5 m 6505090 15,90
GP 3,18/1 m
10 m 6505091 29,90
GP 2,99/1 m



Hot water pipe
Red/black, Outer Ø:
12mm
5 m 6505190 10,90
GP 2,18/1 m
10 m 6505191 20,90
GP 2,09/1 m



Straight Connector
Ø 12 650529 7,80



Angle connector
Ø 12 650539 8,30



Y-connector
Ø 12 650545 8,90



T-connector
Ø 12 650549 11,50



T-distributor
Ø 12 650547 10,70



Multiple connector
Ø 12 650559 21,20



Tank feedthrough
Ø 12 650557 8,40



Straight connector
to 12 mm hose nozzle
Ø 12 650569 5,90



Straight connector
to 10 mm hose nozzle
Ø 12 650579 5,90



Straight connector
to 1/2" union nut, e.g.
for pressure pump
Ø 12 650589 8,95



Adapter 8 mm pipe
E.g. as boiler connection
Ø 12 65077 13,95



Adapter 10 mm pipe
E.g. for TRUMA Boiler
or submersible pumps
Ø 12 650629 11,80



Hose connector
on 10/12 mm hose
Ø 12 650659 3,70



Angle connector
to 12 mm hose nozzle
Ø 12 650599 5,95



**Winkelsteck-
anschluss**
with tube
Ø 12 650609 5,95



Angle connector
to 1/2" union nut, e.g.
for pressure pump
Ø 12 650619 7,95



Adapter 8 mm pipe
e.g. as boiler connection
Ø 12 65078 10,90



**Adapter 10 mm
pipe**
e.g. for TRUMA Boiler
or submersible pumps
Ø 12 650639 11,80



Adapter with hose
Hose piece to 12 mm
UniQuick
Ø 12 65079 16,80



Check valve
Ø 12 650543 10,70



Check valve
to 10 mm hose nozzle
Ø 12 650544 10,90



End plug
Ø 12 650679 5,95



90° bend
for pipe bends
Ø 12 650709 3,10



Closing plug
Ø 12 650689 2,50



Tank screw connection
with locknut 1/2"
Ø 12 65080 9,90



Drain valve
also for venting
Ø 12 650540 13,95



Drain valve
1 Input
Ø 12 650538 13,95



Drain valve
2 inputs
Ø 12 650537 16,60



Pipe clamp simple
5 piece
Ø 12 650749 9,20



Pipe clamp double
5 piece
Ø 12 650747 11,75



Adapter 12 / 14
from UniQuick 12 mm
on UniQuick 14 mm
65076 10,95



Fuse
Safety clips, 5 pieces,
as a replacement
65083 7,60








Pluggable fresh water pipe system 12 mm

- Plug-in system, quick assembly
- Connections are detachable and reusable
- Food safe
- Clean installation with optimal protection
- 100 % tight up to a pressure of 12 bar at 23° C
- Polyethylene water pipe, outer Ø 12 mm
- All connectors with safety clips against accidental loosening
- No cumbersome handling with hose clamps

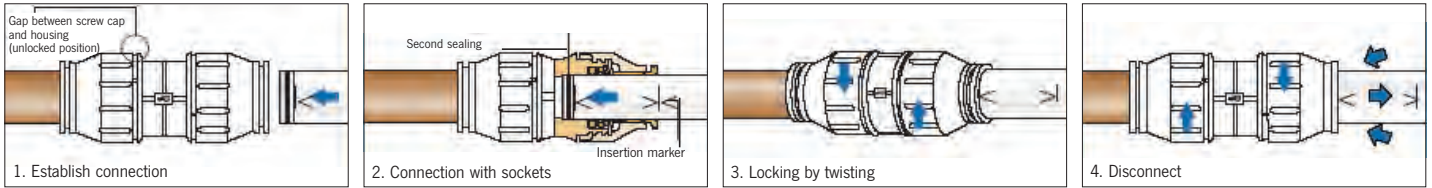


 Connector 1/2" IT Ø 12 650011 4,95	 Connector 3/8" IT Ø 12 650012 4,95	 Connector 1/2" AG Ø 12 650013 4,95	 Connector 3/8" AG Ø 12 650014 4,95	 Angle connector to 1/2" union nut Ø 12 650015 5,70	 Angle connector one-sided 12 mm tube. Ø 12 650022 3,95
 Y-connector Ø 12 650017 6,70	 T-connector Ø 12 650018 7,50	 Connector straight Ø 12 650019 4,95	 Angle connector Ø 12 650021 5,20	 Safety clip 10 pcs 650025 4,90	
 Shut-off valve short Ø 12 650024 9,95	 Angle adapter from 12 mm tube to 12 mm hose nozzle 650026 2,95	 Adapter straight from 12 mm tube to 12 mm hose nozzle 650027 2,60	 Push-in tube connector 12 mm tube 650028 2,60	 Adapter straight from 12 mm tube to 10 mm hose nozzle 650029 1,70	
 Shut off valve long with tap extension app. 215 mm Ø 12 650030 12,-	 Cold water pipe up to 12 bar. Bending radius max 85 mm. 5 m Ø 12 6500310 7,95	 Hot water pipe up to 12 bar. Bending radius max 85 mm. 5 m Ø 12 6500320 7,95	 Cable tie For quick attachment of hoses or cables. Plastics, assorted colors. 200 x 3.5 mm, 100 pcs. 810780 3,90		

Accessories for CARBEST, Speedfit and UniQuick tube systems with Ø 12 mm

 Safety valve Opens at 2.8 bar. Also as a drain valve. Ø 12 E3054 40,95	 Truma Frost Control Safety valve w/ connections for 12 mm pipe systems. Temperature-controlled, currentless valve to protect against frost damage Ø 12 Ø 12 721808 179,-	 Pressureswitch With check valve. Switching cap. 15 A. Connection Ø 12 mm Switching pressure 0.4 bar 620301 23,90 Switching pressure 1.0 bar 620141 22,90	 Boiler-connection pluggable Hot water outlet. E.g. for Truma Combi heater. Ø 12 721804 21,95	 Boiler connection pluggable Cold water connection. E.g. for boiler feed to Truma Combi heater. Ø 12 721803 21,95
			 Boiler connection screwable Hot water outlet with check valve and vent hose 0.5 m. Ø 12 48253 47,70	 Boiler connection screwable Cold water inlet Ø 12 48255 27,50

SPEEDFIT PLUG-IN PIPE SYSTEM



Speedfit - Pluggable pipe system for fresh water supply

- Simple and quick installation - no cross-section narrowing
- Pressure resistant up to 7 bar and up to 70°C
- Can be mounted w/o. tools, ideal for self-installation
- No additional sealing material necessary, multiple loosening possible

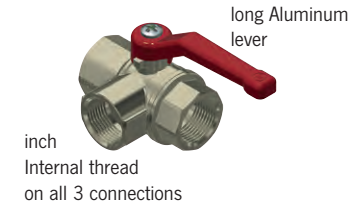

Twist and lock

<p>Connector straight 1 piece 12 mm 65367 5,25 15 mm 65368 4,30</p>	<p>Angle connector 90 2 piece 12 mm 65363 12,60</p>	<p>T-Verbinder 1 piece 12 mm 65365 8,50 15 mm 65366 6,-</p>	<p>Pipe end cap End plug as pipe termination 12 mm 65373 5,70 15 mm 65374 3,65</p>	<p>Retaining rings For a secure hold. Per piece 12 mm 65389 0,75 15 mm 65390 0,65</p>	<p>Support sleeves 12 mm When using plastic pipe, the use of support sleeves is recommended.</p>																									
<p>Drinking water pipe, outer Ø 12 mm from 10,90</p> <table border="1"> <tr><td>12 mm Blue</td><td>10 m</td><td>653600</td><td>GP* 1,49 / 1m</td><td>14,90</td></tr> <tr><td>12 mm Blue</td><td>25 m</td><td>653601</td><td>GP* 1,48 / 1m</td><td>36,90</td></tr> <tr><td>12 mm Red</td><td>10 m</td><td>653610</td><td>GP* 1,49 / 1m</td><td>14,90</td></tr> <tr><td>12 mm Red</td><td>25 m</td><td>653611</td><td>GP* 1,48 / 1m</td><td>73,90</td></tr> <tr><td>12 mm White</td><td>2 m pole</td><td>65362</td><td>GP* 5,45 / 1m</td><td>10,90</td></tr> </table>	12 mm Blue	10 m	653600	GP* 1,49 / 1m	14,90	12 mm Blue	25 m	653601	GP* 1,48 / 1m	36,90	12 mm Red	10 m	653610	GP* 1,49 / 1m	14,90	12 mm Red	25 m	653611	GP* 1,48 / 1m	73,90	12 mm White	2 m pole	65362	GP* 5,45 / 1m	10,90	<p>Clamps for pipe 12 mm, 10 piece 65393 14,60 15 mm, 5 pieces 65391 4,20</p>	<p>Closing plug for connectors 12 mm 65375 3,- 15 mm 65376 2,50</p>	<p>Hose connector auf 10 mm Schlauch. For connection to water hose 15 mm 65378 4,90</p>	<p>Support sleeve simple 65395 1,15 Support sleeve Superseal with second seal 65396 1,70</p>	
12 mm Blue	10 m	653600	GP* 1,49 / 1m	14,90																										
12 mm Blue	25 m	653601	GP* 1,48 / 1m	36,90																										
12 mm Red	10 m	653610	GP* 1,49 / 1m	14,90																										
12 mm Red	25 m	653611	GP* 1,48 / 1m	73,90																										
12 mm White	2 m pole	65362	GP* 5,45 / 1m	10,90																										
<p>Check valve With screw cap for venting. Length app. 98 mm. 15 mm 65385 26,20</p>	<p>Stopcock connection on both sides for 15 mm pipe. Length approx. 82 mm. 15 mm 65384 17,30</p>	<p>Pump connection Connector 1/2" female thread. Coupling on union nut 1/2" IT, suitable for connection of pressure pumps. 12 mm 65380 9,70</p>	<p>Screw connector 3/8" female thread. Coupling on union nut 3/8" female thread 12 mm 65379 8,95</p>	<p>Screw connector 3/8" male thread. Coupling on threaded connection 3/8" external thread. Brass. 12 mm 653821 12,90</p>	<p>Screw connector 1/2" male thread. Coupling to threaded connection 1/2" male thread. Plastic. 12 mm 65382 9,25</p>																									

Brass ball valves with aluminum lever

① Example shut-off ball valve

② Example 3-way ball valve



① Shut-off ball valves	2 x 1/2" female thread, short lever	651003	651003L	7,95
	2 x 3/8" female thread, short lever	651004	651004L	7,20
	2 x 3/4" female thread, long lever	651007	651007L	10,50
	2 x 1 1/4" female thread, long lever	651008	651008L	19,50
② 3-way ball valves	3 x 1/2" female thread, short lever	651000	651000L	22,50
	3 x 3/8" female thread, short lever	651002	651002L	21,30
	3 x 1/2" female thread, long lever	651001	651001L	21,95

Plastic screw-in flanges for ball valves



Flanges with 90 from male thread to hose

Thread	on hose			
3/8"	10 mm	1 pc.	64314	1,50
3/8"	19 mm	1 pc.	64323	4,30
1/2"	19 mm	1 pc.	65151	5,60
3/4"	25 mm	1 pc.	65156	6,50
1"	30 mm	1 pc.	65018	5,20
1 1/4"	40 mm	1 pc.	64331	5,95
1 1/2"	40 mm	1 pc.	65231	12,60



Straight flanges from external thread to hose

Thread	on hose			
3/8"	10 mm	2 pcs.	65024	9,40
3/8"	12 mm	1 pc.	E11092*	2,95
3/8"	10 mm	1 pc.	64313	1,30
1/2"	10 mm	1 pc.	E10534	1,40
1/2"	12 mm	1 pc.	E11093*	2,90
1/2"	19 mm	1 pc.	65150	4,25
3/4"	19 mm	1 pc.	64322	4,30
3/4"	25 mm	1 pc.	65155	4,80
1"	30 mm	1 pc.	65018	5,20
1 1/4"	40 mm	1 pc.	65230	8,90

* Flange from Brass

Fittings and accessories

Tank fittings for water withdrawal from tank and canister, for 10/12 mm water hose.

① 90°, grommet on both sides	65028 65028L	5,50
② 90°, grommet on both sides, MINI	62095	4,20
③ 90°, single sided grommet	620950	3,90
④ straight, grommet on both sides	62079	3,50
⑤ straight, one-sided grommet	64321	3,40
⑥ Quick coupling to Disconnect/shut off from the Water pipe. Ø 10 mm.	65027	17,60
⑦ Floor feed-through Ø from 8-25 mm to be drilled out as desired, for floor thicknesses of 23-45 mm.	65010 65010L	6,30
⑧ Floor lead-through Ø app. 12 mm, L 55 mm, Ø max. approx. 8 mm.	65119	0,99

Drain cocks for 10 mm hose

Drain valves can be installed between the water line or at its end for draining. This makes it possible to completely drain the hose lines, which largely prevents the risk of freezing and bursting of the water hose in the event of frost, for example.

① Globe valve Plastic	65042	10,95
② Globe valve Plastic single	E155	11,50
③ Globe valve plastic, 2 inlets, with toggle lever.	65043	22,90
④ Plastic end relief valve, 1 inlet, with rocker arm.	65044	17,95

Water stopcocks

① Brass ball valve for 10 mm hose, for shutting off a pressurized water system.	65041 65041L	17,25
Brass ball valve for 19 mm hose.	65143	27,10
② Brass ball valve 1/2" male thread on both sides, pressure resistant up to 10 bar.	65069	15,95
③ Ball valve 1/2", plastic, black with internal pipe thread on both sides.	65147	16,20
④ Stopcock 10 mm for non-pressurized water systems.	65040	6,-
⑤ Ball valve 3/8", plastic, gray, with female pipe threads on both sides.	65146	7,85
Transition connector to 10 mm hose.		
⑥ 3/8" male thread, 2 pieces, suitable for 65146.	65024 65024L	9,40
⑦ 1/2" male thread, 2 pieces, suitable for 65147.	65025 65025L	7,95

System connector X-Fix 10 mm

Water guide suitable for flow, hose outside: Ø 13-17 mm, inside always Ø 10 mm. Water server distributor can be used flexibly by twisting the connections. Incl. Nut - no clamp necessary. With hole for screw for secure mounting.

① Arc 90°	61240	4,35
② T - piece	61241	4,55
③ Y - piece	61242	5,25
④ Connector	61243	4,30
⑤ Adapter 3/8" to X - Fix	61244	4,20
⑤ Adapter 1/2" auf X - Fix	61245	4,30
⑥ Distributor 3 outlets	61246	12,10
Distributor 4 outlets	61247	14,20
Distributor 5 outlets	61248	18,70
⑦ Mounting wrench X-Fix	61249	6,50

Solenoid valve 12 Volt

Electrically switched shut-off valve closed without current. With internal thread 1/4", incl. 2 connection nozzles for 10 mm hose. Securely fastened to 2 threaded holes on the bottom. 12 V, max. 1 A, H/W/D: app. 61/32/58 mm, 224 g.

65000 41,30

Brass adapter pieces and manifolds

① Distributor block 4-fold, lateral inlets 3/4" IT and ET, 4 x drain 1/2" AG	65039	16,50
② Grommet 90° with union nut 1/2" x 10 mm	65046	7,40
② Grommet 90° with union nut 3/8" x 10 mm	65436	9,40
③ Grommet with external thread 3/8" x 12 mm	E11092	2,95
④ Grommet with external thread 1/2" x 12 mm	E11093	2,90
⑤ Grommet with female thread 1/2" x 10 mm	65045	2,40
⑥ Adapter 1/2" to 1/2"	65071	8,70
⑦ Adapter 1/2" to 3/8"	65072	8,70
⑧ Adapter 1/2" to 1/4"	65073	15,95

FRESH WATER ACCESSORIES FOR HOSE SYSTEMS 10 AND 12 MM



Metal hose clamp
for 10 mm hose, galvanized,
Clamping range 10-16 mm

5 piece	650050	3,90
100 pcs.	65005	90,-
	<i>65005L</i>	



Stainless steel hose clamp
for 10 mm hose,
Clamping range 10-16 mm

5 piece	650010	16,20
100 pcs.	65001	204,-
	<i>65001L</i>	




Hose clip
Mounting clamp for 10 mm hose,
clamping range 15-16 mm.

5 piece	651570	2,99
	<i>651570L</i>	

for 12 mm hose,
Clamping range 17-18 mm.

5 piece	651590	3,50
	<i>651590L</i>	




Plastic hose clamp
Quick clip for 10 mm hose,
Clamping range 15-17 mm.

5 piece	650070	4,50
	<i>65007L</i>	

for 12 mm hose,
Clamping range 17-19 mm.

5 piece	650060	5,40
	<i>650060L</i>	

screwable & self-adhesive




Hose clip
Mounting clamp for 10 mm hose,
clamping range 14-16 mm.

1 piece	65332	2,30
---------	--------------	-------------



Hose holder
Mounting bracket for
parallel laid hoses
10 mm, H30 x W40 x D30 mm.


1 piece	65154	2,40
---------	--------------	-------------



Screw-on tab

Hose guide
90° for hose up to outer Ø 16 mm,
forms a tight radius without risk of
kinking. Also for mounting. With
screw-on tab.

	650190	2,70
--	---------------	-------------




Spring band hose clamps
5 piece

① **Pretensioned** for hose, for Ø16 mm
65049 **5,90**


② **Unclamped**,
Clamping force 200-250 nM
for Ø14 mm **651014** **4,90**
for Ø15 mm **651009** **4,90**
for Ø16 mm **651012** **4,90**
for Ø18 mm **651013** **4,90**

Hose connector 10 mm and 12 mm




G-connector 2 piece

10 mm	650230	7,95
	<i>65023</i>	
12 mm	65035	5,90
	<i>65035L</i>	




Y-connector 2 pieces

10 mm	650200	4,60
	<i>65020</i>	
12 mm	65036	5,25
	<i>65036L</i>	



T-connector 2 piece


10 mm	650220	10,20
	<i>65022</i>	
12 mm	65037	5,10
	<i>65037L</i>	



90° connector 2 piece

10 mm	650210	4,80
	<i>65021</i>	
12 mm	65038	4,90
	<i>65038L</i>	

Extra flexible drinking water hose 10 mm



For drinking water



Flexible, abrasion-resistant fresh water hose.

Temperature resistant:

White/blue up to +20°C, short-term up to 70°C;

White/red up to +60°C, short-term up to 100°C.

Inner Ø 10 or 12 mm, outer Ø 16 or 18 mm.

Color white / blue

10 x 16 mm for cold water, 5 m roll	6500420	GP*4,98/ 1 m	24,90
10 x 16 mm for cold water, 10 m roll	6500421	GP*4,49/ 1 m	44,90
10 x 16 mm for cold water, 50 m roll	650002	GP*3,44 1 m	172,-
12 x 18 mm for cold water, 5 m roll	6500440	GP*6,18 1 m	30,90
12 x 18 mm for cold water, 50 m roll	6500441	GP*6,19 1 m	61,90

Color white / red

10 x 16 mm for hot water, 5 m roll	6500430	GP*5,50/ 1 m	27,50
10 x 16 mm for hot water, 10 m roll	6500431	GP*4,99/ 1 m	49,90
10 x 16 mm for hot water, 50 m roll	650003	GP*3,91/ 1 m	195,60

Water set for fresh water systems

NEW

Complete set for the small water system consisting of:

- 10 m water hose 10 mm (6500431)
- 20 x pretensioned spring band clamp
- 1 x clamp fixing tool
- 10 x fixing clamp
- 3 x T-connector
- 2 x Y-connectors
- 2 x 90° connectors
- 2 x straight connector



89,-

Drinking water distribution

- Optimized water flow due to matched parts
- Meets all standards, tested and certified
- Quick assembly with spring band hose clamp
- Perfect with the extra flexible water hose (650042 + 650043)

For drinking water

Straight connector

for 10 mm hose.

2 piece **64330** **2,95**

Y-connector

for 10 mm hose.

2 piece **64312** **3,75**

90° connector

for 10 mm hose.

2 piece **64308** **2,60**

T-connector

for 10 mm hose.

2 piece **64309** **2,95**

Water distributor 4 outlets

for 10 mm hose, with 6 threaded
holes 3/8" incl. 5 x straight
Connection and 1 x sealing plug.
With mounting holes.

65026 **50,90**

Connections for water manifolds

for 10 mm hose.

Plug 3/8"	E10084	1,50
Connection straight	64313	1,30
Connection 90°	64314	1,50

Water distributor 4 outlets

as 65026, but without connection
nozzles and plugs.

65118 **31,90**

Hose connections and connectors 19 mm and 25 mm



Flange straight

Tank connection fitting for waste water hoses 19 mm.


19 mm hose	65150	4,25
	<i>65150L</i>	
25 mm hose	65155	4,80
	<i>65155L</i>	



Flange 90°


Tank connection fitting for waste water hoses.

19 mm hose	65151	5,60
	<i>65151L</i>	
25 mm hose	65156	6,50
	<i>65156L</i>	




Y-connector

19 mm, 2 pieces	651200	6,40
	<i>65120</i>	




T-Connector

19 mm, 2 pieces	651220	6,40
	<i>65122</i>	
25 mm, 2 pieces	65124	6,60
	<i>65124L</i>	



L-connector

19 mm, 2 pieces	651210	5,50
	<i>65121</i>	
25 mm, 2 pieces	65125	7,40
	<i>65125L</i>	



G-connector

19 mm, 2 pieces	651230	6,30
	<i>65123</i>	
25 mm, 2 pieces	65127	12,50
	<i>65127L</i>	



Odor trap

No more unpleasant odors from waste water tank. The hose is clicked into place.

Suitable for 19 mm and 25 mm.

Without hose **65239** **13,90**



from **12,10**

Mounting between Hose and water tank.

19 mm hose	65110	12,10
	<i>65110L</i>	
25 mm hose	65111	13,95
	<i>65111L</i>	

Quick connectors as tank screw connection



Straight plug-in flange

Tank connection fitting with male thread. Is inserted into the tank from the outside and clamped.

1/2" AG	65399	9,50	3/4" AG	653991	9,95
---------	--------------	-------------	---------	---------------	-------------



Connections straight

With lock nut and seal.

Thread	Thread L:	Grommet		
3/4"	23 mm	19 mm	64322	4,30
3/4"	23 mm	25 mm	64325	4,80
1 1/4"	39 mm	40 mm	64329	4,80



Connections 90°

With lock nut and seal.

Thread	Thread L:	Grommet		
3/4"	23 mm	19 mm	64323	4,30
3/4"	23 mm	25 mm	64326	4,90
1 1/4"	39 mm	40 mm	64331	5,95

Hoses and clamps 19 mm and 25 mm



Spiral hose

Drain hose for sinks and showers. Flexible, max. roll length 30 m, inner Ø 19 or 25 mm.

19 mm (3/4"), 10 m	GP* 2,29/ 1 m	651005	22,90
19 mm (3/4"), 30 m	GP* 2,29/ 1 m	651006	66,90
25 mm (1"), 10 m	GP* 2,29/ 1 m	651010	26,90
25 mm (1"), 30 m	GP* 2,29/ 1 m	651011	80,90



MetalHose clamps

Universal hose clamps. 2 pieces.

Clamping range			
16-25 mm	651050	4,90	
	<i>65105</i>		
25-30 mm	651060	4,90	
	<i>65106</i>		



Special hose clamps for spiral hoses

Particularly gentle on the hose, as no sharp edges. 5 pieces.

19 mm (3/4")	651070	5,75
	<i>65107</i>	
25 mm (1")	651080	6,20
	<i>65108</i>	



Fastening clamps for 19 mm spiral hose

Clamping range app. 25 mm.

5 piece	65157	8,90
	<i>65157L</i>	


Stopcocks and bayonet connectors for 19 mm hose



Brass ball valve

With hose connections 19 mm.

19 mm (3/4")	65143	27,10
--------------	--------------	--------------



Plastic tap

Shut-off valve with 2 male threads.

65140	19,50
--------------	--------------

Connection flange

With 19 mm hose connection for 65140.

2 piece	651410	21,10
	<i>651410L</i>	



Bayonet connector

For quick connection of 2 hoses. 1 piece each. With 19 mm hose connection or 3/4" thread, (can also be combined).







With 3/4" thread	65409	8,20
For hose	65410	8,20

WASTE WATER INSTALLATION W/ PIPE SYSTEM 28 MM

Plug-in sewage pipe system 28 mm

 <p>Sewage pipe Tube Ø 28 mm 1 m 65160 5,90 2 m 65161 11,90</p>	 <p>Angle 90 65163 4,60</p>	 <p>Angle 45 65172 4,95</p>	 <p>Connector straight to connect 2 pipes 65173 3,70</p>	 <p>No gluing, stable: 1.5 mm, impact and shock resistant, temp. resistant from -40° to +80°.</p> <p>Example</p>
 <p>T-piece 65162 5,40</p>	 <p>Y-Piece 65171 5,20</p>	 <p>Transition piece Adapter from pipe to 3/4" waste water hose 65164 2,10</p>	 <p>Pipe clamp 5 piece 651651 12,20</p>	
 <p>Odor trap with cleaning opening 65170 12,50</p>	<p>Ø 33/39 mm</p>  <p>Water drain with odor trap and plug. 2 Disposals. Ø 33 65167 21,95 Ø 39 65195 24,90</p>	<p>Ø 33 mm</p>  <p>Water drain straight, without odor trap, with plug Ø 33 65169 19,20</p>	<p>Ø 33/39 mm</p>  <p>Water drain 90 without odor trap with plug Ø 33 65168 19,50 Ø 39 65095 18,95</p>	
 <p>Transition pieces ① Ø 20 mm 65191 1,75 ② for shower tray 65192 2,95</p>	 <p>Reducer for sewage pipe 65190 2,60</p>	<p>Ø 33/39 mm</p>  <p>Water drainage with odor trap. With 1 exit. Ø 33 65193 19,95 Ø 39 65196 17,90</p>	<p>Ø 39 mm</p>  <p>Water drainage with residual sieve and odor trap. With 2 departures. Ø 39 65194 22,40</p>	

Sewage pipe system 28 mm with rubber seals

 <p>Tube 28 x 1.5 mm Length 100 cm 65128 3,95</p>	 <p>Connecting sleeve for tube 28 mm, with seals 65130 7,60</p>	 <p>Angle 90 for tube 28 mm, with seals 65131 5,60</p>	 <p>Angle 45 for tube 28 mm, with seals 65132 5,40</p>	 <p>T-piece 90° for tube 28 mm, with seals 65133 10,30</p>	 <p>T-piece 45° for pipe 28 mm, with seals 65134 8,80</p>
 <p>Check valve for tube 28 mm, with seals 65135 8,50</p>	 <p>Pipe reduction 28 mm pipe to 19 mm 65136 2,75 28 mm pipe to 25 mm 65137 2,60</p>	 <p>Transition hose 28 mm tube on hose 65138 4,20</p>	 <p>Pipe clamps for 28 mm tube 65149 0,95</p>	<p>Replacement sealing ring (not shown). As a spare part for elbows, sockets or tees 65142 2,95</p> 	

Plug-in pipe system for wastewater tank drainage

- Sealing takes place via double O-ring system. No gluing necessary.
- Can be combined w/ ball valve 12 V/10 A.
- Tube diameter: 40 mm.
- Material pipes and connectors: PVC / EPDM.



Ball valve

Valve body with high-power drive and 2 x 500 mm pipe, and 1 x bend 90°. Incl. 4-pole switch.
65159 144,-

Lights
Flow rate
530
mm²

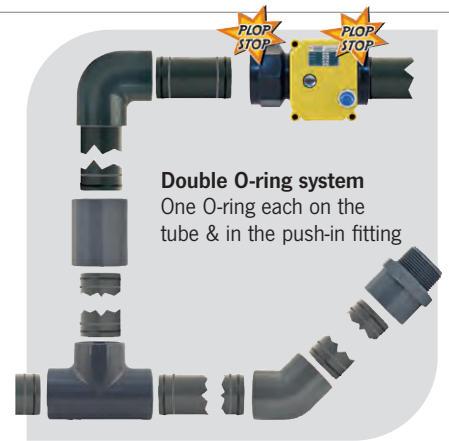
50 cm
Pipe



Ball valve

Valve w/ heavy-duty actuator incl. 4-pole switch. Flange on one side for screw connection in the tank and 90° outlet Ø 40 mm.
 With 1" flange **E4806 137,40**
 With 1¼" flange **65185 149,-**

Lights
Flow rate
490
mm²



Double O-ring system
One O-ring each on the tube & in the push-in fitting



Tank connection

Lights
Flow rate
530
mm²

Ball valve with tank plate

Valve body with 2 stainless steel plates and seals. Connection to pipe.
 12 V, without switch.
65104 169,-



Lights
Flow rate
530
mm²

Ball valve

Valve body with heavy-duty actuator and pipe support on both sides.
 12 V, 0.8 m cable.
 Without switch
65088 129,95



Lights
Flow rate
530
mm²

Ball valve heated

Valve body with heavy-duty actuator and pipe support on both sides.
 12 V, 0.8 m cable.
 Without switch
E0096 198,-



Lights
Flow rate
855
mm²

Ball valve XL

Valve body with heavy-duty actuator and pipe support on both sides.
 12 V, 0.8 m cable.
 Without switch
65248 159,-



Lights
Flow rate
490
mm²

Ball valve

Valve body with high-performance actuator and female thread on both sides 1¼".
 12 V, 0.8 m cable.
 Without switch
E11081 145,-



Switch

12 V, max. 10A
 4-pole
650001 6,50



Plug-in tube Ø 40 mm with O-ring on both sides.

Length: 55 mm
65260 4,80

Length: 70 mm

65268 5,-

Length: 125 mm

65413 6,25

Length: 500 mm

65112 7,60



Straight connector

L58 x W49 mm
65114 3,90



T-Verbinder

L99 x W70 mm
65178 6,45



Pipe flanges 1¼" male with 40 mm pipe socket

65249 5,20



Angle connector 90°

L71 x W49 mm
65115 5,75



Fastening-snappy

for 40 mm tube
53130 1,50



Flex connector

L89 x W58 mm, Inside-Ø approx. 40 mm, with stainless steel clamps.
65253 11,-



Shut-off ball valve

1¼" IT on both sides.
651008 19,50



Pipe flanges 1¼" male with 40 mm pipe socket

65117 5,75



Angle connector 45°

L90 x W50 mm
65116 6,65

Lifting system for shower and waste water

The system receives wastewater & automatically pumps it to a higher level wastewater tank. As soon as water enters, pump starts pumping out automatically thanks to a level switch. A backflow preventer prevents the water from flowing back. Two dirt strainers protect the pump from heavy contamination. Collection container holds a maximum of 4 liters. It is made of plastic with a tight-fitting transparent lid that can be opened for cleaning. The housing offers the option of selecting 2 inlets (19/25 mm and 30/40 mm) for different inlet hoses; a 19/25 mm outlet connection is provided for the outlet. A vent port and cable gland are also provided.

Technical data:

Power supply 12V (10-16V), power consumption max.: 2.5 A, flow rate max. 45 l/min, external dims.: 334 x 215 x 112 mm, weight: 1.2 kg, inlets: 19mm, 19/25mm, 30/40mm, outlet: 19/25 mm, max. height difference: +1.5 m.

Lifting unit

62988

99,80



99,80

SEWAGE AND HOLDING TANK DISPOSAL

Ø-Outside approx. 45 mm

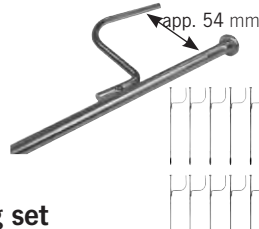


19,95

Ø-Inside app. 30 mm

Herring set

for laying the drainage hose with a gradient. Placed in the ground, they hold the hose up so that waste water can drain away easily. L 300 mm, Ø 6 mm. With transport bag 10 pieces



26,60



bendable and stretchable

Pipe-adapter

Waste waterhose set 100 cm

For universal connection to drain pipes. Incl. Step adapter for pipe Ø from 18-51 mm. The hose itself is bendable & extendable from 49-109 cm. Outer Ø app. 45 mm. PVC/PP/TPR

65237

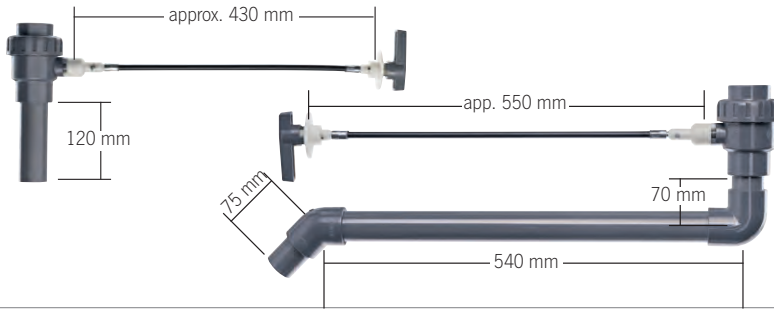
26,60

Waste water hose 300 cm

For connection to drain pipes. The hose itself is bendable and extendable from 100-300 cm. Outer Ø app. 45 mm. PVC/PP/TPR

61189

19,95



waste water drain sets for gray water tank

Drainage systems with flexible shaft to operate the ball valve. The tap has a 1 1/4" female thread for mounting on the tank. On the operating lever of the shaft there is a fastening disk with Ø 60 mm and 2 holes. Outer Ø outlet tube = 40 mm.

The pipe connections are twistable and have O-seal rings.

Drainage system with vertical pipe 120 mm

65204

130,50

Discharge system with 90° angled and then horizontal discharge pipe

65199

139,-



3" US System - Valterra drainage system with Ø 3"/73 mm

• Perfect system for sewage or toilet tank
• The connection hose to the disposal station from the slide gate system to the hose box, everything fits together.

- ① **Connection plate**
Tank/Slider 65269 22,90
- ② **Waste water gate valve 3" US**
66204 58,30
- ③ **90° bend**
with rotatable flange for gate valve and bayonet connection 65267 40,20
- Flat connection thread**
- ④ External thread 65277 11,10
- Connector for hose**
- ⑤ Internal thread 65262 13,10
- ⑥ **Pipe with external thread**
L 76 mm 65270 11,50
- Bayonet connection for flexible hose**
- ⑦ straight 65265 13,25
- ⑧ 45° 65266 13,70
- ⑨ **Flex hose 3" US**
extendable up to 2.6 m 65274 36,70
- ⑩ **Closing lid**
with bayonet lock 66206 8,80



Instead of the hose also suitable HT pipe 70 mm


Connection adapter from model 2001

- ⑪ from 3" Europe to 3" US,
e.g. for Knaus/Eifelland/Weinsberg. 65287 13,80
- ⑫ from 40 mm to 3" US,
e.g. for Adria/Bürstner/Flair/Heku/Laika. 65289 19,95
- ⑬ from 1 1/2" US (38 mm) to 3" US,
e.g. for CI/Elnagh/Wingam. 65290 12,20



Adapter 3" from US → Europe

For wastewater gate valves from Vecam, FAP, Zadi and Fiamma. For use of the 3" US system on vehicles with Europa system, including Knaus, Eifelland and Weinsberg. 65287 13,80




i US System / Europe System

The European standard for touring vehicles is 3"/76 mm (Europe system). All disposal stations must comply. The US system can be adapted to the European system. We also offer suitable adapters for other systems.

Waste water tank emptying for all tanks

Drainage set with bayonet
 for fast Coupling and uncoupling of a 19 mm (3/4") hose.
 Tank fitting with gasket and nut.
 1 piece **65257** **41,10**




Simple Drain cock
 3/4" thread with nut and gasket to screw in anywhere in the tank.
 1 piece **65255** **10,10**
65255L




REICH WATER SOLUTIONS **NEW**
Tank drain with shut-off valve
 Compl. set for tank heights up to max. 42 cm. Scope of delivery: shut-off valve, connecting rod, hand wheel for emptying.
 1 piece **801208** **32,95**




1.5" Tank drain **NEW**
Slide valve with screws and nuts. Dims.: L170 x W72 x H16 mm
SA01 **19,-**
Connection flange made of ABS without thread.
 Dims.: H28 x inside Ø48mm
SA02 **6,70**
Connection flange made of ABS without thread.
 Dims.: H24 x outer Ø48 mm
SA03 **7,20**



Drain valve 1.5"
 Flange
 Slider
 Slider 1.5" (38 mm) for quick emptying. Also for holding tanks suitable.
 Connection flange **65258** **10,30**
 Sewer valve **65254** **54,70**
65254L



Flat mounting flange with thread
Drain cock 90° hose nozzle for direct installation in the tank.
Midi tap 3/4" thread, hose nozzle 25 mm, (e.g. for hose 651010)
 1 piece **651441** **15,70**
Tap Maxi 1" thread, hose nozzle 30 mm (e.g. for hose 652010)
 1 piece **651442** **22,90**



3" Europa System - Waste water system with 3" / 76 mm

Flex hose 300 cm
 Multilayer-vinyl material, reinforced with hardened wire. Smooth interior walls. Extendable up to 260 cm.
Standard version **65280** **19,30**
Extra strong design **65281** **36,30**



Gate valve
 without passport pieces
62675 **45,80**



Drain valve with cover
 with fitting pieces, external thread (65186) and bayonet (62682)
65180 **42,90**



Connection plate for mounting
651880 **11,80**



Bayonet lid
65182 **7,90**



Hose adapter
 straight with bayonet
65184 **9,70**



Hose adapter
 with internal thread
65187 **7,80**




Passport piece
 Bayonet connection
62682 **7,70**




Passport piece
 External thread
65186 **9,20**



Passport piece
 Internal thread
62680 **8,45**




Hose adapter
 45° with bayonet
62678 **9,30**




Electric set for wastewater gate valve Auto Drain
 Empties comfortable and clean. Increases the service life of the slide. Enables mounting of the valve in hard-to-reach places. Scope of delivery: motor, switch, mounting, connection cable. Without waste water slider.
 1.5" Valterra **65241** **299,-**
 3" Valterra, FAP, Bristol **65242** **299,-**
 3" Vecam **65244** **299,-**

Techn. Data Auto Drain **1,5" / 3"**
 Switch: H 40 x W 80 / W 100 x D 50 mm
 Drive: H 80 x W 100 / W 140 x D 130 mm
 Opening/closing time 3 sec./7 sec.
 12 V DC, 0.15 A / 0.2 A



Hose boxes for flexible hoses
 ① **Hose box** Inner dimension: L 66 cm, Ø 11 cm **65273** **92,90**
 ② **Hose box** for 3 m flexible hose. Plastic white, L 530 mm, Ø 12.7 cm **65275** **37,50**



FOLDING WASHBASINS, STAINLESS STEEL AND PLASTIC WASHBASINS

Stainless steel basin oval



Oval S high gloss
Outer dimensions 340 × 270 mm
Installation dimensions 280 × 210 mm
Depth 120 mm
Matching drain type A, F
64032 40,95



Oval M high-gloss polished
External dims. 432 × 305 mm
Inst. dims. 375 × 245 mm
Depth 130 mm
Matching drain type A, F
64033 49,95



Oval L high-gloss
External dims. 510 × 390 mm
Inst. dims. 450 × 330 mm
Depth 161 mm
705010 149,95

Stainless steel sink round



Round S high gloss
External dimensions Ø 265 mm
Installation dimensions Ø 225 mm
Depth 120 mm
Matching drain type E
64031 38,95



Round Mini high gloss
External dimensions Ø 290 mm
Installation dimensions Ø 260 mm
Depth 130 mm, Weight 0.6 kg
Suitable drain type E
705095 69,95



Round Maxi high-gloss
External dimensions Ø 330 mm
Installation dimensions Ø 300 mm
Depth 140 mm, weight 0.8 kg
Matching drain type E
705096 79,95



Round polished glossy
External dimensions Ø 295 mm
Installation dimensions Ø 260 mm
Depth 120 mm
64022 92,50
External dimensions Ø 335 mm
Installation dimensions Ø 300 mm
Depth 150 mm
64023 98,80

Plastic basin oval



Oval silver
Dimensions (L × W) 450 × 335 mm
Depth 145 mm
Matching drain type A, B, C, F
640291 82,50



Oval Mini
External dimensions (L × W) 450 × 275 mm
Installation dimensions (L × W) 380 × 210 mm
Depth 150 mm
Material polystyrene
Matching drain type A, B, C, F

White 64118 47,-
Silber 64029 79,-

2 colors for choice



Oval Maxi white glossy
External dimensions (L × B) 500 × 340 mm
Installation dimensions (L × W) 460 × 280 mm
Depth 140 mm
Material polystyrene
Matching drain type A, B, C, F
64025 49,95

Drains, see page 786

Plastic basin round



Round mini white
External dimensions Ø 290 mm
Installation dimensions Ø 230 mm
Depth 120 mm
Material Polystyrene
Suitable drain type A, B, C, F
64020 46,-



Round white
External dimensions Ø 360 mm
Installation dimensions Ø 300 mm
Depth 140 mm
Material Polystyrene
Matching drain type A, B, C, F
64008 59,-



Antibes folding washbasin

Mirror cabinet at the top. Toothpaste, razor, nail polish and much more can be stored safely. The sink can be folded out. Behind it is a console for a mixer tap (cold and hot water) with integrated soap dish. Elegant design for your washroom.
Dims.: H 76 x W 50 x D 13 cm.

642011 187,-



Folding basin

2-part made of high-quality, impact-resistant polystyrene. Color white. Space-saving, basin removable. After use, the water is emptied backwards into the wall holder.
Dimensions with opened bowl: approx. W 540 x D 315 x H 180 mm.
Dimensions with basin folded up: approx. W 540 x D 175 x H 315 mm.

64007 102,-



Light plastic basins

Chic designer washbasin, white made of high-quality, impact-resistant polystyrene. The total length of approx. 900 mm offers a basin with 130 mm depth and 340 mm width on the comfortable shelf width of 270 mm. Matching drain type A, B, C, F
64030 59,-



63,80

Corner sink
 in white with tray for soap. With basin for right or left. Dimensions 840 × 375 mm, depth of the shelf 170 mm, height 150 mm, material polystyrene, drain type A, B, C, F

Basin right or left!

Basin right (shelf left)
64005 63,80
Basin right (shelf left)
64006 63,80

Corner basin Mini
 white, dimensions 345 × 345 mm, height 116 mm, material polystyrene, drain type A, B, C, F
64004 42,95



Basin mini
 white, dimensions 350 × 280 mm, pool depth 120 mm, material polystyrene, drain type B
64000 69,-



Corner basin Mini Oval, white
 dimensions 345 × 345 mm
 Material polystyrene
 Drain type B
64026 64,-



Corner basin white, small
 Material ABS, drain type A, B, C, F
 Dimensions 415 × 350 mm, height 60 mm
64017 38,30

Corner washbasin white, large
 Material ABS, drain type A, B, C, F
 Dimensions 580 × 540 mm, height 90 mm
64019 61,95



2 sizes for choice

Washbasin white with 2 shelves, dimensions 650x340 mm, basin depth 140 mm, material polystyrene, drain type A, B, C, F
63301 49,95



49,95

Washbasin
 white, shorable at the side. Dimensions 895 × 315 mm, Basin depth 130 mm, Material ABS, drain type A, B, C, F
64002 76,-



REIMO
 TOP PRICE
38,30

Corner basin with two built-in shelves, material PST. External dimensions approx. W 418 × D 490 mm, Matching drain type A, B, C, F, color white
63302 49,95



Washbasin white, Installation in washbasin top. Dimensions 480 × 320 mm Basin depth 100 mm, material ABS, drain type A, B, C, F
64011 54,95



54,95

Complete set - Corner basin with two integrated shelves including base cabinet with door for bathroom utensils. Material PST. External dimensions approx. W 418 × T 418 × H 510 mm, Matching drain type A, B, C, F, color white
63303 187,-



Basin white
 Mounting in shelf top
 Dimensions: 500 × 330 mm
 Basin depth 110 mm
 Material ABS
 Drain type A, B, C, F
64001 55,-



You will find drains on page 789

Designer washbasin with an elegant look.

WITH 12V LED LIGHTING

- Modern shape made of white plastic
- As a top basin or for bonding underneath
- Can be bonded with standard PU adhesives
- Matching drain: Type F



① Square with LED lighting

W x D x H: 290 x 290 x 135 mm With stylish 12 volt accent lighting.

640531 93,95

② Square

W x D x H: 330 x 330 x 135 mm

64052 88,95

W x D x H: 290 x 290 x 135 mm

64053 75,95

③ Rectangular

W x D x H: 400 x 300 x 135 mm

64054 86,95

W x D x H: 350 x 260 x 135 mm

64055 79,95

④ Semi-oval

W x D x H: 400 x 300 x 135 mm

64050 87,95

W x D x H: 350 x 260 x 135 mm

64051 78,95

⑤ Oval

W x D x H: 350 x 256 x 135 mm

64056 79,95

W x D x H: 400 x 290 x 135 mm

64057 93,95

⑥ Round

Ø x height: 300 x 135 mm

64058 77,95

Drain sets for basins and shower trays with 19 mm waste hose

Type B

For opening Ø 30 mm, drain Ø 23 mm, 90°, without odor trap, with plug.

1 pc. 64301 8,90
10 pcs. 643011 59,90

Type B

For opening Ø 23 mm, drain Ø 20 mm, straight, without odor trap, with plug.

1 pc. 64300 7,30
10 pcs. 643001 45,90

Type C

For opening Ø 24 mm, Drain Ø 21 mm, straight, without odor trap, with plug.

1 pc. 64307 4,75
10 pcs. 643071 39,95

Drain sets for washbasins and shower trays with 25 mm waste water hose

Type B

For opening Ø 30 mm, Drain Ø 23 mm, 90°, without odor trap, with plug.

1 pc. 64303 8,20
10 pcs. 643031 59,90

Type B

For opening Ø 30 mm, Drain Ø 23 mm, straight, without odor trap, with plug.

1 pc. 64302 7,90
10 pcs. 643021 59,90

Type C

For opening Ø 30 mm, drain Ø 23 mm, 90°, with odor trap and plug.

10 pcs. 643061 79,-



Type D for 19 mm hose

Opening Ø 48mm, drain Ø 42 mm, straight, without odor trap, with plug.

1 pc. 64311 53,95
10 pcs. 643111 450,-

Type G for 25 mm hose

Opening Ø 60 mm, Drain Ø 55 mm, 90°, without odor trap, with strainer (also as plug).

1 pc. A3961320 48,50

Type E

for 19 and 25 mm hoses. Opening Ø 55 mm, drain Ø 50 mm, 90°, without odor trap, with plug.

1 pc. 705065 17,50

Type E external thread 42 mm

Opening Ø 48 mm, drain Ø 50 mm, straight, without odor trap, with plug.

1 pc. 705068 10,95

Drain fittings for pipe systems 28 mm - more on page 780

without odor trap with plug.
Ø 33, TYPE F 65169 19,20

without odor trap, with plug.
Ø 33, TYPE F 65168 19,50
Ø 39, TYPE H 65095 18,95

with odor trap and plug. 2 Disposals.
Ø 33, TYPE F 65167 21,95
Ø 39, TYPE H 65195 24,90

Plug 37 mm
For drains 643102 (as spare part).
1 pc. E524 21,52

Plug 23 mm
For drains 64301, 64302, 64303, 64306.
1 pc. 64315 5,30
10 pcs. 643151 35,-

Beautifully designed basins

The **Ocritech** material is a modern and innovative material from Solid Surface . Made of pure PMMA, the product has high durability, is flexible and repairable, and is also particularly light-weight. Both sinks are supplied including drain valve.



Basin, bicolor

Connection piece: Ø 40 mm. Color outside: black, color inside: white.

Round, Dimensions: Ø 30 cm, H 11 cm. **64060** **107,50**

Oval, Dimensions: (W x D x H): 35 x 26 x 11 cm.

64061 **102,-**

from **102,-**

plug for bicolor basins

A0820800 **18,30**



Please note that not every cleaning product is suitable for Ocritech®.

You should **NOT USE THE** following cleaning products:

- Solvents and other aggressive chemicals (e.g. acetone, trichloroethylene, hydrochloric acid or caustic soda)

- Industrial detergent
- Pipe and drain cleaner
- Solvents from the paint sector

Shower trays

Shower trays with side rim made of sturdy, smooth and easy-care plastic, especially suitable for installation in caravans and motorhomes. For shower cubicles and DIY solutions. The side edge must be stabilized with an underlayer. With drain under the vehicle floor. Incorporated grooves reduce the risk of slipping.

No.	LxWxH (mm)	Can be shortened to (mm)	Material	Color	Dimension drain (outerØ / holeØ)	Sequence TYPE	Drain hole	Art. no.	Price
①	650 x 650 x 115	not shortenable	ABS * 4 mm	White	approx. 69 mm / 46 mm		1 x available	64103	132,-
②	723 x 682 x 62		Plastic PST *	White				64112	61,-
③	830 x 670 x 55	approx. 725 x 570	Plastic PST *	White	approx. 52 mm / 46 mm	TYPE A, F, H	2 x pre-moulded	64113	86,-
④	800 x 800 x 70	approx. 675 x 675	ABS * 4mm	White	approx. 66 mm / 48 mm		1 x available	64105	141,-
⑤	680 x 680 x 102	approx. 640 x 640	ABS *	White	approx. 48 mm / 34 mm	TYPE B	1 x available	64108	80,80
⑤	600 x 600 x 102	not shortenable	ABS *	White	approx. 42 mm / 34 mm	TYPE B, F	1 x available	64101	94,95
⑥	915 x 820 x 53	approx. 860 x 760	Plastic	White	approx. 61 mm / 51 mm	TYPE D	1 x pre-moulded	64109	77,95
⑦	665 x 665 x 80	approx. 520 x 520	Plastic	White	approx. 52 mm / 46 mm	TYPE A, F, H	1 x pre-moulded	64111	64,-

* PST = Polystyrene * ABS = Acrylonitrile Butadiene Styrene

Sanitary wall 4000 - in modern design

- Complete side wall for bathroom facilities in motorhome or caravan
- Mirror cabinet with sliding doors offers space for shampoo, toothpaste or razors
- Folding sink and shelf
- Adapted to Thetford Cassette Toilet
- Smooth, elegant plastic surface

There is a console on the rear wall of the folding basin for mounting a tap (not included). A Thetford C 402 or C 403 toilet can be integrated underneath the washbasin (not included, see page 772). The width of the sanitary wall is perfectly adapted to these toilets. Above the mirror cabinet is a surface on which a light can be mounted. We recommend an LED line light or LED strip light. Dimensions: H 174 x W 67 x D 21.5 cm.

64205 487,-

Unfolded basin. Depth approx. 37 cm. With toothbrush holder on the rear wall and console for tap.



174 cm

EXCLUSIVE PRODUCT

Please order lighting separately. See Electrical section.

TIP

Delivery without Toilet. These can be found on page 772.

Tap

We recommend the TREND A mixer tap from page 750.

63060 54,99

Shower tray

Matching shower tray with anti-slip nubs on the floor. Color: White. Material: plastic PST.

Dimensions: H 83 x W 67 x D 5.5 cm.

64113 86,-



Bathroom cleaner

A powerful cleaner for daily care. Thetford Bathroom Cleaner is suitable for safe, thorough and easy cleaning of all plastic surfaces.

500ml **61477**

7,95

GP* 15,90/ 1 Liter

Danger: H319



① Hinged bathroom wall cabinet with hinged washbasin

The wall cabinet has one side with a hinged washbasin, a mirror and storage compartments. The opposite side has additional storage compartments.

Standard cabinet

Dimensions with fold-up basin:

H111 x W60 x D13 cm,

weight: approx. 9,5kg.

642003 749,-

Compact cabinet

Dimensions with folded up basin:

H97 x W60 x D13 cm,

weight: approx. 8,6 kg.

642004 690,-

② Swivel bathroom shelves

For more space and more comfort.

Shelf with mirror H70 x W30 x D13 cm.

Weight: approx. 5 kg. **642006 379,-**

Shelf for shower enclosure

H130 x W25 x D13 cm. Weight: approx. 7,5 kg.

642007 459,-

③ Swivel washbasin

Vanity unit without tap. H38 x W50 x D22 cm, weight: approx. 5,5 kg.

642005 349,-




①

Available in 2 heights

NEW

②



③



TIP


2-piece Shower door

elegant shower door with 2 swing doors. Aluminum profiles with transparent acrylic glass panels. The two doors connect with a strong magnetic strip. In the height of 40 - 140 cm, the panel contain a printing. External dimensions: H 180 x W 60 ± 1 cm.

Aluminum 64201 499,-

Black 64200 499,-

Louvre door for bathrooms & WC rooms




- Plasticroller shutter door
- with handle strip at both ends

Height max. 198 cm, width max. 100 cm, can be shortened. Slat width approx. 32 mm.

Scope of delivery: Slatted door, floor gliders, 2 x 90° guide rails (100/20 cm) for top and bottom, 2 m magnetic tape.

Roller shutter door H198 x W100 cm,

Silver	53046	283,-
Black	53049	299,-



Universal trays with suction cup attachment



Basket with 2 suction cups

Load capacity approx. 4 kg. Plastic. Approx. dimensions D 19 x H 14 x W 29 cm

66524 9,95



9,95



Towel rack

Load capacity approx. 2 kg. Plastic. Approx. dimensions 18 x 20 cm

66526 3,95



Toilet roll holder

Load capacity approx. 3 kg. Plastic. Approx. dimensions 16 x 14 x 29 cm

66525 6,95



6,70



Suction hook with safety lock

Hook with suction cup tensionable by folding lever. Ø 56 mm. Lever can be additionally secured. Max. Load capacity 5 kg. White plastic

66514 6,70



2
PIECE

Suction hook set with folding lock

set of 2 made of plastic, white. By folding the hook, the suction cup tightens. Ø 58 mm, load capacity 6 kg

66518 4,95

Also suitable
Toothbrushes

Cup with suction cup

Load cap. app. 2 kg. Plastic. Dimensions approx. 17 x 15 x 11 cm

66528 6,95



Soap holder

Load capacity approx. 2 kg. Plastic

66527 3,50



Universal shelves for bath and shower to screw on

① Shower tray L

Plastic tray white, waterproof. Dimensions: L370 x B110 x H120 mm
921511 8,40

② Shower tray XL


Plastic white, waterproof. Dimensions: L370 x B280 x D370 mm
921512 12,50

③ Bathroom shelf

High-gloss chrome. Dimensions: L289 x W103 x D57 mm
92253 18,95

④ Bathroom shelf

High-gloss chrome. Dimensions: L289 x W103 x D95 mm
92258 23,95



from 8,40

Practical bathroom accessory with suction cup att.



① Box with paper roll holder


Load capacity approx. 3 kg. Plastic. Dims. app. W 26 x D 9 x H 22 cm
66522 9,95

② Box with 2 suction cups

Load capacity approx. 6 kg. Plastic. Approx. dimensions W 26 x D 17 x H 15 cm
66521 11,95



WALL HOOKS & BATHROOM ACC.



Wall hook With fold-out hooks,
Dimensions: 7.5 x 7.5 x 1.5 cm.

Chrome	533381	11,95
	533381L	
Matte silver	53363	11,50
	53363L	



Wall hook
Dimensions: 5.3 x 5.3 x 1.3 cm.

Chrome	601290	8,95
Silver matte	60129	8,95
	60129L	
Black	53590	8,95
	53590L	



STRONG suction cup hook set of 2
Strong hold without drilling. Suitable for almost all smooth surfaces. transparent adhesive surface, max. 3 kg load cap., 10x10 cm

① STRONG S- small hook	66595	5,95
② STRONG M- large hook	66596	7,95



Suction hook, fold-out

- Suction cup with adhesive surface
- Strong hold, Ø 70 mm
- set of 2

White	66592	5,95
-------	-------	------



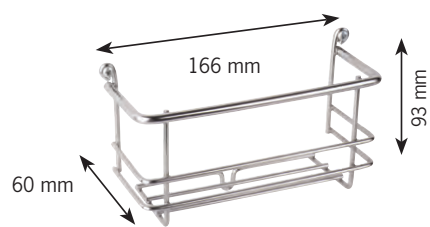
Coat hook High-gloss chrome.
Dimensions: 5 x 5 x 4.5 cm

	53354	9,50
--	-------	------



Double coat hook
Chrome-plated metal.

	53340	18,90
--	-------	-------



Wall shelf small
Chrome-plated metal

	66274	29,90
--	-------	-------



Mirror with suction cup fixing

- 360° swivel
- Mirror and magnifying mirror
- Telescopic arm

Dimensions: D70+110 x Ø150 mm, weight: 0.35 kg, material: ABS, glass, PVC

	66578	9,95
--	-------	------



Coat hook
Chrome-plated metal.

	533401	4,95
black	533402	4,99



Plastic wall hook
Hewi, 40 mm, light grey.

	53328	9,95
--	-------	------



① Wall hook large
For hanging towels and bathrobes. With mounting plates.
set of 2 91582 5,50

② Wall hook small
With mounting base plate.
set of 2 91585 5,50

③ Towel rack small
With mounting base plate.
set of 2 91590 5,95

④ Hook rail
For bathroom or kitchen. 6 hooks (L 40 cm, Ø 12 mm). 2 mounting plates are included.
91580 13,50



Folding hook
made of plastic and zamak, dimensions: 7 x 2.5 cm. silver-colored matt.

	53356	13,95
--	-------	-------



Double hook
metal. Dimensions: 65 x 70 mm, chrome.

	53333	3,95
--	-------	------



Single hook
Metal silver color.

	53342	1,95
--	-------	------

Practical shelves for bathroom utensils



Pocket M
Shelf made of durable plastic for small bathroom items such as brushes or toothbrushes. Screw mounting. Color: White.

	SA1086	8,70
--	--------	------



Pocket L
Large plastic shelf suitable for hairspray cans or shampoo. Fastening with included screws. Color: White.

	E662	10,80
--	------	-------



Pocket cassette
Plastic shelf with 3 shelves for small items and first-aid kit. Can also be screwed into the door of the cassette toilet. Incl. screws. Color: White.

	E4888	12,95
--	-------	-------





Double round hook
Approx. dimensions: 8 x 9 cm.
66581 14,95

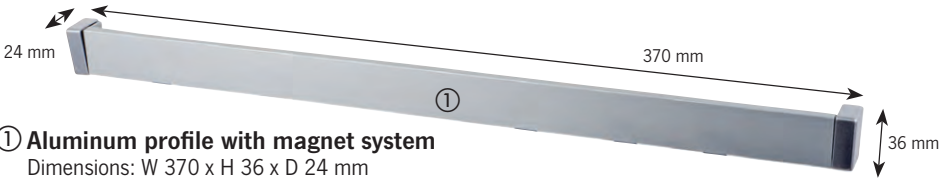
Hidden Screw mounting



Soap dish
With glass bowl Ø 11 cm.
66584 23,50

23,50


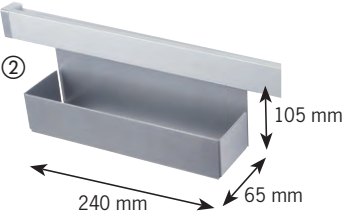

Hidden Screw mounting




① Aluminum profile with magnet system
Dimensions: W 370 x H 36 x D 24 mm
66586 22,50

② Shelf
Dimensions: W 240 x H 105 x D 65 mm
66588 35,-


③ Mug with holder
Dimensions: W 70 x H 125 x D 90 mm, weight: 50g. Material: aluminum (holder), plexiglass (cup)
66590 19,95


① Towel ring Round
Simple towel hanging.
Dimensions: W 185 x H 208 x D 76 mm
66565 13,95




② Hook Round
Handy for towels and cloths.
Dimensions: W 56 x H 56 x D 46 mm
66566 11,95




③ Soap dispenser Round
With transparent storage container.
Dimensions: W 99 x H 440 x D 140 mm
66567 19,50




④ Cup holder with acrylic cup
Cup holder made of chrome-plated stainless steel with acrylic cup
Dimensions: W 25 x H 117 x D 99 mm
665653 17,95




⑤ Utensilo Square
Storage basket for toothpaste or shampoo. Material ABS plastic.
Dimensions: W 300 x H 70 x D 120 mm
66568 32,95




⑥ Square towel rail
Ideal for small towels.
Dimensions: W 356 x H 56 x D 75 mm
66569 19,95



⑦ Roll holder Square
Holder for toilet paper rolls.
Dimensions: W 155 x H 56 x D 75 mm
66570 14,95




⑧ Toilet brush Square
With chrome-plated wall bracket.
Dimensions: W 140 x H 140 x D 140 mm
66571 39,40



① Towel bar
Dimensions: W 353 x H 47 x D 40 mm
53436 19,95

② Paper roll holder
Dimensions: W 143 x H 47 x D 70 mm
53437 12,95

Chrome-plated metal



Wall bracket
for 8 mm support tube (534430)
T 80 mm 53443 9,20

Gallery tube towel rail
Supporting tube Ø 8 mm, metal
L 300 mm 534430 6,95

6,95

Bathroom organizer



Toiletry Kit organizer

- Space saving organizer to store your bathroom utensils
- With hooks to attach to doors, windows, etc.
- Made from weather-resistant, waterproof polyester

Dimensions: W 35 x H 40 cm
Black / Gray 92703 39,-



Pack Organizer Toiletry

- Space saving container for your bathroom utensils
- With hanging hooks for attaching to doors, windows or other storage spaces
- Weather resistant and waterproof

Opened: W 30 x H 118 x D 11 cm,
Closed: W 30 x H 37 x D 11 cm
441785 39,90



Flip Flop Two Laundry Basket

- Laundry basket unfolds with pop-up system
- Weight: 130 g
- With carrying handles and peg storage bag

100% polyester.
Dimensions: W 37 x H 58 x D 37 cm.
Pack size 20 x 20 x 4 cm.
92967 5,95



Practical soap dispenser

Soap and shampoo dispenser with 0.2 l capacity (enough for approx. 100 doses).
With transparent container.
Dimensions: approx. 150 x 80 x 55 cm
66273 15,80

12 V 230 V




HIGH LIGHT


Hair dryer

With 2-stage switch. Compact storage due to fold-down handle. Dimensions folded: approx. L 15 x H 10 x D 7 cm. Dimensions unfolded: approx. L 11 x H 10 x D 6 cm. Cable: 130 cm, weight: 145 g.

230 V / 700 W	804199	12,95
12 V / 180 W	804195	17,95


Tidy bathroom without drilling



- Bathroom accessories with suction cup fastening 
- Mounting without drilling
- Chrome-plated, waterproof

- ① **WC rolls storage with suction cup**
also suitable as holder for kitchen rolls. Weight: 0.5 kg
Dimension: H 40.0 cm, Ø approx. 15 cm
66536 33,95
- ② **Utensil holder with suction cup,**
Weight 0,16 kg
Dimension: 10,5 x 12 x 15,5 cm
66535 21,95
- ③ **Soap holder with Suction cup**
Dimension: 13 x 8,5 x 5 cm, weight: 0,1kg
66531 15,95


Mounting example



Railing system

Rail L 1000 x H 8 x D 2 mm		
Alu	53445	6,95
ABS, aluminum color	53446	7,50
Bracket for railing rails		
Flat: H35 mm	53447	2,95
Medium: H50 mm	53448	2,95
High: H60 mm	53449	2,95

Railing hooks in 3 sizes



13,70

Travel shower fox

Keeps the shower curtain away from the body. Simply stick stainless steel discs in appropriate places in the shower. Hang the shower fox in the track of the shower curtain and fix it to the stainless steel discs with magnets.

93102 13,70

Exquisite bathroom accessories



- ① **Shelf**
Transparent shelf floor.
Dimension: W23 x D10 x H11,5 cm
60127 27,95
- ② **Towel rack**
To mount on the ceiling, foldable.
Dimension: W 41 x H 21 cm
60124 34,20
- ③ **Clip** For clipping in 60124
60125 5,95

34,20

Hooks and towel rails with suction cups



2 hooks with suction cup Brown artificial leather.
Height approx. 12 cm
66552 15,95

Towel / toilet roll holder Length approx. 20 cm, usable for towel, toilet paper, etc.
66554 24,95

ELEGANCE IN MATT BLACK

MOTORHOME AND CARAVAN BATHROOM
EQUIPMENT IN NOBLE MATT BLACK



① Mixing tap Linnea

for cold and hot water. Single lever handling. Spout can be rotated approx. 120°. With switch 5A. Pressure resistant up to 5 bar. Hole Ø 33 mm. Connections: Hose nozzles

LINNEA L - Height 200 mm, weighth. 300 g
63157 102,-

LINNEA K - Height 165 mm, weight. 250 g
63158 102,-

② Tap Linea Arena Black, brass, weight 900 g, height 150 mm, width 115 mm. Hole Ø 35 mm, pressure resistant: 0.5 - 5 bar, incl. 2 metal-fabric connection hoses

63113 80,40

③ Tap Linea Nove Black, brass, weight 1100 g, height 150 mm, width 135 mm. Hole Ø 35 mm, Pressure resistant: 0,5 - 5 bar, incl. 2 metal-fabric connection hoses.

63114 104,50

④ Mixing tap Twister

for cold and hot water. Single lever handling. Hole Ø 33 mm. Ideal for small installation spaces. 360° rotatable. Foldable/ for 40 mm headroom. Weight: 195 g. Connection: 10 mm hose

63163 102,-

⑤ Fold-down fitting Black powder coated, brass, weight 850 g, height 185 mm, width 80 mm. Hole Ø 35 mm, Pressure resistant: 0,5 - 5 bar, incl. 2 metal-fabric connection hoses.

63116 117,50

⑥ Shower rod

Shower head with wall bracket, matt black. Shower head length 220 mm, Ø 30 mm. Hose length approx. 150 cm.

60137 96,40

⑦ Shower set with gate valve

With ½" connection fitting. 150 cm hose with metal coating.

63109 32,95

⑧ Wall hook

Dimensions: 5.3 x 5.3 x 1.3 cm.

53590 8,95

⑨ Washbasin, bicolor

Color outside: black, color inside: White. Material: PMMA. Incl. Drain set. Connection piece: Ø 40 mm.

ROUND, Dimensions: Ø 30 cm, H 11 cm
64060 107,50

OVAL, Dimensions: (W x D x H): 35 x 26 x 11 cm
64061 102,-



Rotating head with comfort aerator

MADE IN GERMANY

TWISTER E mixer tap
Modern, compact plastic mixer tap for kitchen, shower and bathroom. Fold-down, straight spout with rotatable aerator. With switch and ceramic cartridge, which can be replaced when the tap is installed. Mounting hole Ø 33 mm. Pressure and temperature resistant. Weight: 180 g.

Hinged spout

170 mm

40 mm

① Matt black **63173 104,-**
② High-gloss chrome **63174 104,-**

Mixing tap TWISTER for cold and hot water. Single lever handling. Hole Ø 33 mm. Ideal for small installation spaces. 360° rotatable. Foldable/ for 40 mm headroom. Weight: 195 g.


160 mm

①

②

175 mm

① Matt black **63163 102,-**
② High-gloss chrome **63162 92,95**



MADE IN GERMANY

103,-

①

Depth center / middle 159 mm

Total height 199 mm

Ø 51 mm

②

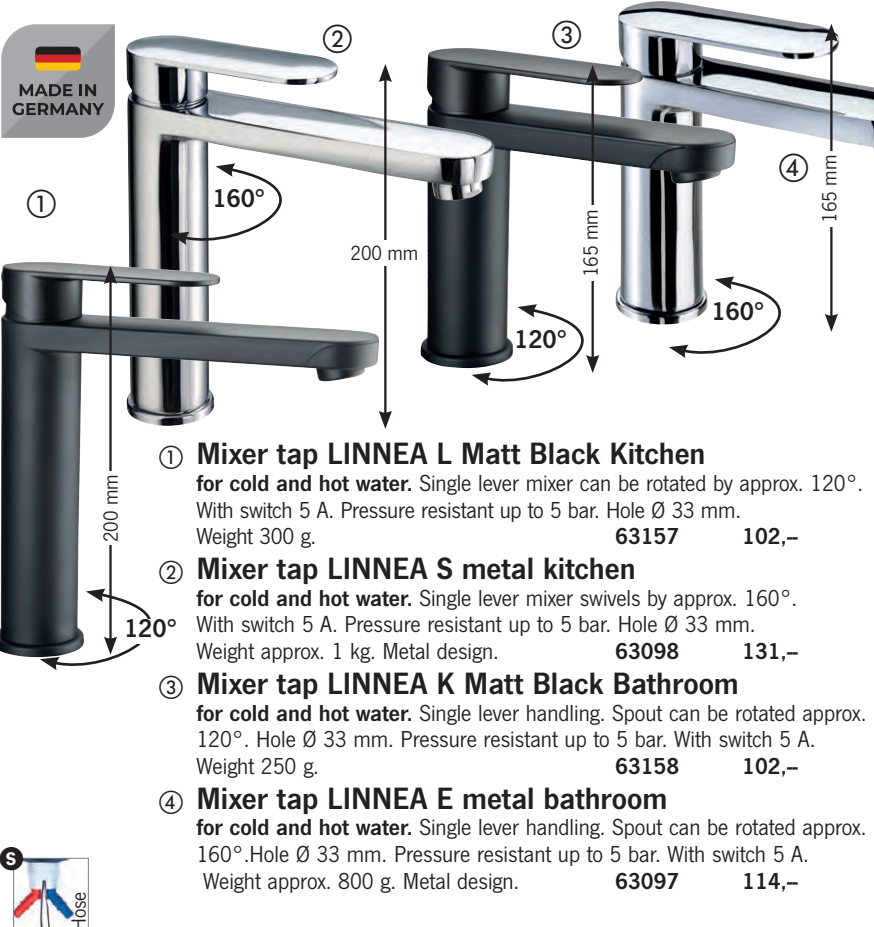
Depth center / center 126 mm

Total height 176 mm

Ø 51 mm

① **Single lever mixer VECTOR S**
Tap with ceramic cartridge. Weight: approx. 370 g, with switch max. 5 A, max. pressure 6 bar, mounting hole Ø 33 mm. Plate thickness max. 30 mm. Chrome color. Connection for 10-12 mm hose. **63055 103,-**
Connection for UNIQUICK Ø 12 mm **630550 106,-**

② **Single lever mixer VECTOR E5**
Fitting with the same technical data as Vector S. Chrome color. Connection for 10-12 mm hose. **630551 104,-**



MADE IN GERMANY

①

160°

200 mm

②

120°

165 mm

③

160°

165 mm

④

165 mm

① **Mixer tap LINNEA L Matt Black Kitchen for cold and hot water.** Single lever mixer can be rotated by approx. 120°. With switch 5 A. Pressure resistant up to 5 bar. Hole Ø 33 mm. Weight 300 g. **63157 102,-**

② **Mixer tap LINNEA S metal kitchen for cold and hot water.** Single lever mixer swivels by approx. 160°. With switch 5 A. Pressure resistant up to 5 bar. Hole Ø 33 mm. Weight approx. 1 kg. Metal design. **63098 131,-**

③ **Mixer tap LINNEA K Matt Black Bathroom for cold and hot water.** Single lever handling. Spout can be rotated approx. 120°. Hole Ø 33 mm. Pressure resistant up to 5 bar. With switch 5 A. Weight 250 g. **63158 102,-**

④ **Mixer tap LINNEA E metal bathroom for cold and hot water.** Single lever handling. Spout can be rotated approx. 160°. Hole Ø 33 mm. Pressure resistant up to 5 bar. With switch 5 A. Weight approx. 800 g. Metal design. **63097 114,-**



MADE IN GERMANY

①

120 mm

Total depth 181 mm

286 mm

Ø 51 mm

②

179 mm

Total depth 181 mm

Ø 51 mm

75,70

① **Mixer tap CASCADA kitchen for cold and hot water.** Single lever handling. Hole Ø 33 mm. Pressure resistant. With switch. Chrome. **63066 161,-**

② **Mixer tap CASCADA bath for cold and hot water.** Single lever mixer with particularly soft water flow. With switch 5 A. Weight approx. 290 g, max. pressure 6 bar. Hole Ø 33 mm. Chrome. **630661 75,70**

CONTUR series taps

The CONTUR mixer taps combine the requirements of standard household operability with caravan-specific features. They are suitable for both submersible pumps and pressure pumps and are supplied with a waterproof microswitch.

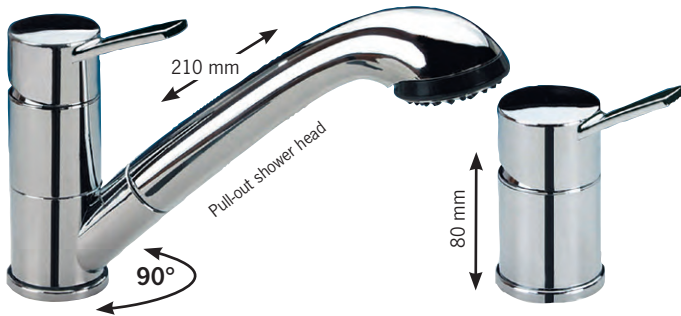
All taps are equipped with **12 mm pipe sections** for the UniQuick system and are pressure-resistant up to 6 bar. Switch max. 5 A. Chrome color.



To connect to a hose system a **hose adapter** is required to be used on a 10 mm hose. You need 2 pieces, one for cold and one for hot water.
650579 5,90



S UniQuick **CONTUR S**, spout length 179 mm, mounting Ø 33 mm
Spout height 156 mm **63079 114,-**
Spout height 186 mm **630791 123,-**



CONTUR E with shower Julia
Mounting hole Ø 36 mm
63078 133,-

CONTUR undersink mixer
Mounting hole Ø 33 mm
63081 85,95



Table-top mixer CONTUR
Mounting hole Ø 33 mm
63080 93,95



CONTUR E
Mounting hole Ø 33 mm
63077 94,95



Mixer tap KAMA

- ① **Single lever mixer**
with 360° rotatable spout. With ceramic cartridge and 250 mm long flexible hose connections. Height 120 mm. Microswitch 4 A, max. 6 bar. Mounting hole Ø 33 mm, plate thickness max. 26 mm. Chrome color
Hose connection 10 mm **63052 104,-**
- ② **Single lever tap with pull out shower**
as single lever tap, but spout swivels 90°. Chrome, pull out shower combination **63053 140,-**
Chrome, pull out shower Duett **63054 175,-**



CONTUR S90 Single lever mixer

Slim, low-profile design. Curved metal spout. Hole Ø 33 mm. Height of spout up to 191 mm. Depth/Center Hole to Spout 164 mm. Pressure resistant up to 6 bar. Switching capacity max. 5 A.
63086 128,-

i Connection systems for taps

UniQuick These taps have pipe ends and are for connection to the UniQuick pipe system with 12 mm.

Hose These taps have flexible hose-ends with nozzles for 10 to 12 mm hose.

Hose These taps have a hose nozzle directly on the tap for a 10 - 12 mm hose. Cold water only.

Hose These taps have hose nozzles directly on tap, suitable for 10 - 12 mm hose.

Is a **S** in the upper corner, the tap has an integrated switch for pump control.

TAPS SERIES TREND



TREND S - the trendsetter

The TREND tap series sets new standards. The single lever mixer have a waterproof switch and household ceramic cartridges. Chrome color. Series product at HYMER and ADRIA.

Kitchen tap TREND S

Flexible connections, metal spout with 90 mm radius, mounting Ø 30 mm, spout height approx. 230 mm, total height 315 mm.
 Hose connection 10 mm **63134 129,95**
 Connection for UNIQUICK Ø 12 mm **631341 129,95**



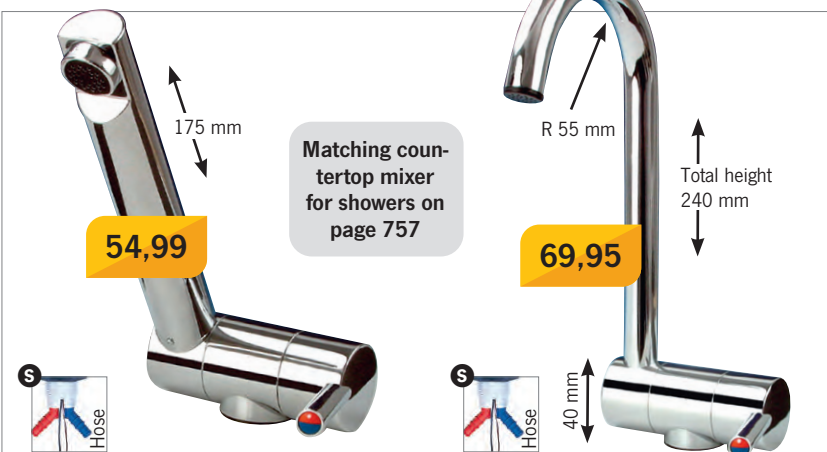
Bathroom tap TREND E

Straight spout, with switch. Mounting Ø 33 mm.
 F. 10 mm hose **63135 95,50**
 UniQuick 12 mm **631351 96,50**



Bathroom mixer TREND E with pull-out shower head

with switch. Mounting Ø 36 mm.
 F. 10 mm hose **E6665 168,-**



Matching countertop mixer for showers on page 757

Single lever mixer TREND A

Straight, swivel spout. Installation height 40 mm. With switch. Mounting Ø 27 mm. Chrome color.

F. 10 mm hose **63060 54,99**
63060L

Single lever mixer TREND A

Vertical swivel metal spout. Folded under 40 mm. With switch. Mounting Ø 27 mm. Chrome color.

F. 10 mm hose **630601 69,95**
630601L



Under-table tap TREND A

Cold water tap with switch. Shower hose connection 1/2". Mounting Ø 20 mm. Chrome color.

F. 10 mm hose **63061 35,95**
 F. UniQuick 12 mm **63062 40,50**



Under-table mixer TREND A

Cold and hot water tap with switch. Shower hose connection 1/2". Mounting Ø 27 mm. Chrome color.

F. 10 mm hose **630611 54,50**
 F. UniQuick 12 mm **630612 55,95**



Under-table mixer TREND E

With shower hose connection 3/8". Mounting Ø 33 mm.

F. 10 mm hose **63136 82,95**
 F. UniQuick 12 mm **631361 93,70**

Table-top mixer TREND E

With shower hose connection 3/8".

F. UniQuick 12 mm **631362 94,95**



Shower set TREND

With rosette 45° (mounting Ø 27 mm) and 150 cm shower hose.

Connection 1/2" **63137 89,50**
 Connection 3/8" **631371 83,95**

Wall/ceiling bracket TREND

For shower set TREND
63138 21,90

Wall bar TREND

For shower set TREND
SA209 79,95

Water comfort like at home

Single lever mixer CAPRI series

Plastic fitting with integrated on/off switch.
Pressurized waterresistant up to 3 bar,
Switch loadable up to 6 A.
Mounting thread length 40 mm,
Mounting thread Ø 1 inch,
Mounting hole 35mm.
Nylon flex connectors 300 mm



Mixing tap CAPRI

With pull-out spout,
Hose length: 150 cm.
Chrome 630274 95,40
Black matte 630295 96,90



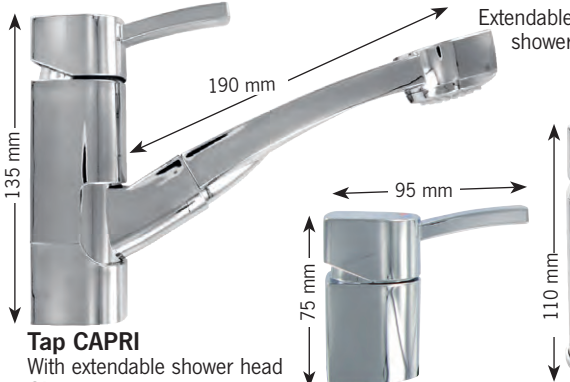
Mixer CAPRI in black matt

110° rotatable spout. With hose connection via 330 mm long flexible hoses.
Mounting thread length 40 mm, mounting thread Ø 1 inch, mounting hole 35 mm.
Black matte 63165 71,60



CAPRI tap

High design
Chrome 63027 66,90
Black matte 630296 48,90



Tap CAPRI

With extendable shower head
Chrome 630273 97,95
Black matte 630297 99,90
With extendable spout
Chrome 630274 95,40



Automatic single lever mixer CAPRI

Compact, flat design,
chrome 630272 54,60
Black matte 630298 56,95

Automatic mixer LONDON for hot and cold water

Plastic tap for submersible pumps.
With integrated switch (max. 3 A). Fold-down spout. Water pressure resistant up to 1.5 bar. Height 40 mm for sinks with hinged cover. 185 mm total length of the tap. Hole 27 mm. Thread length 29 mm, thread 3/4".



White 63028 20,90


Brown/Beige 630283 20,90

Black/Chrome 630281 30,60

Black/nickel matt 630286 24,60

LONDON automatic tap for cold water

Cold water tap made of plastic.
For submersible pumps.
With integrated switch (max. 3 A). Hinged spout. Pressure water resistant up to 1.5 bar. Height 40 mm for sinks with hinged lid. Mounting hole Ø 22 mm. Thread length 25 mm, thread 1/2".



White 63029 22,80

Brown/Beige 630293 20,40

Black/Chrome 630292 26,95

Black/nickel matt 630285 22,20

Single lever mixer ROMA

Plastic fittings with integrated switch (max. 6 A). Water pressure resistant up to 3 bar. Mounting hole 33 mm, thread height 30 mm. Thread 1". Chrome color.



61,30

Single lever mixer ROMA

Series product at DETHLEFFS, HOBBY and KNAUS.

63018 61,30

Single lever mixer ROMA

With aerator. Height 150 mm, 63014 57,60



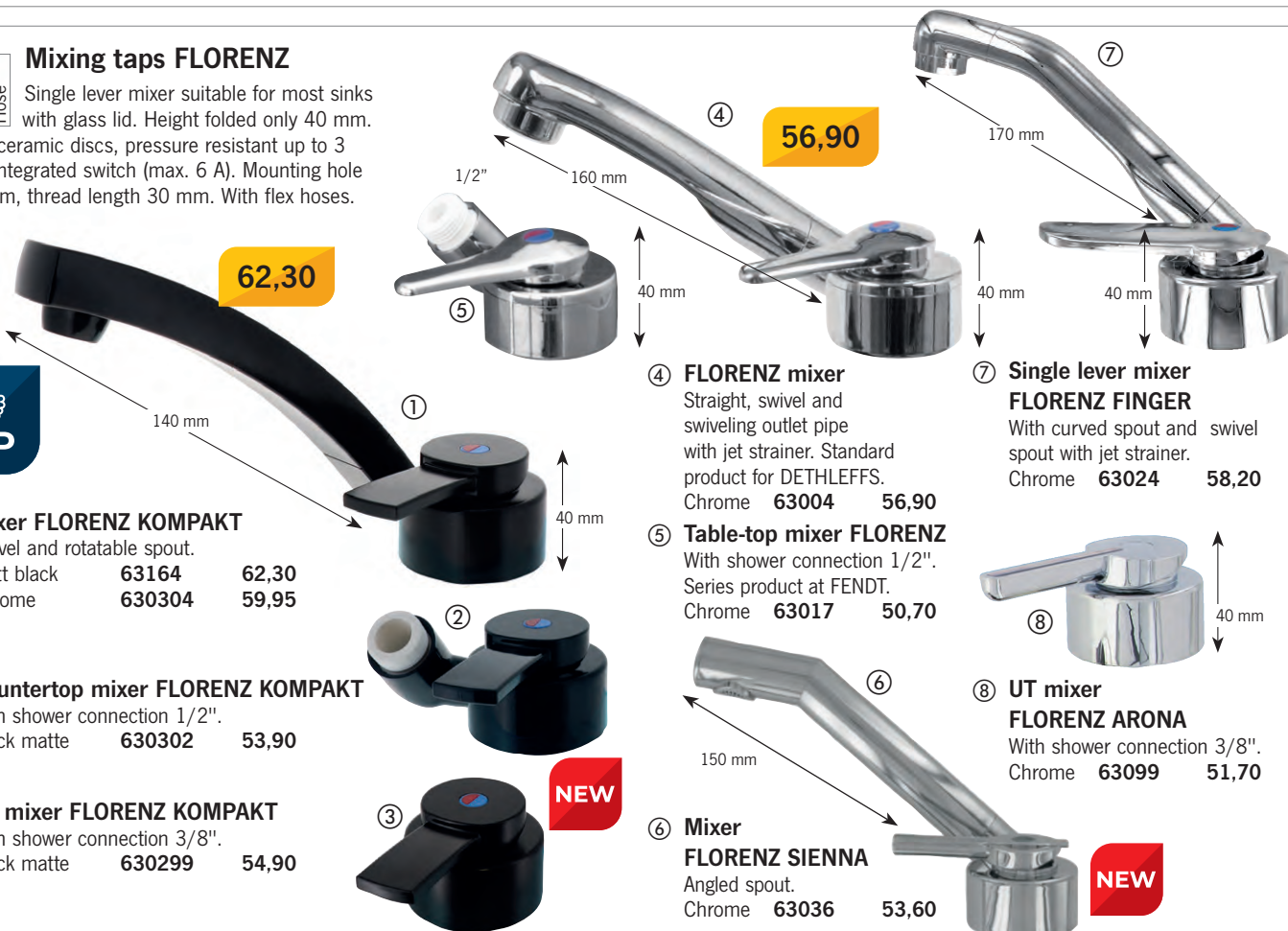
Single lever mixer ROMA with shower LONDON

With pull-out shower head. Series product at DETHLEFFS.

63019 101,50

Mixing taps FLORENZ

Single lever mixer suitable for most sinks with glass lid. Height folded only 40 mm. With ceramic discs, pressure resistant up to 3 bar. Integrated switch (max. 6 A). Mounting hole 33 mm, thread length 30 mm. With flex hoses.



62,30

56,90

① Mixer FLORENZ KOMPAKT

Swivel and rotatable spout. matt black 63164 62,30
Chrome 630304 59,95

② Countertop mixer FLORENZ KOMPAKT

With shower connection 1/2". Black matte 630302 53,90

③ UT mixer FLORENZ KOMPAKT

With shower connection 3/8". Black matte 630299 54,90

④ FLORENZ mixer
Straight, swivel and swiveling outlet pipe with jet strainer. Standard product for DETHLEFFS. Chrome 63004 56,90

⑤ Table-top mixer FLORENZ
With shower connection 1/2". Series product at FENDT. Chrome 63017 50,70

⑦ Single lever mixer FLORENZ FINGER
With curved spout and swivel spout with jet strainer. Chrome 63024 58,20

⑧ UT mixer FLORENZ ARONA
With shower connection 3/8". Chrome 63099 51,70

⑥ Mixer FLORENZ SIENNA
Angled spout. Chrome 63036 53,60

Kitchen tap LUCCA

Spout length: 164 mm
Width: max. 121 mm
Height: 306 mm
Depth: 185 mm

83,95



Mixer LUCCA

Swivel spout. Ceramic cartridge, pressure resistant up to 3 bar. Mounting hole Ø 33 mm, thread length 40 mm. With switch 6 A.

60093 83,95



Single lever mixer PARMA

Single lever mixer with ceramic cartridge. With microswitch. Mounting hole 33 mm.

Single lever mixer PARMA
Swivel spout. H 13 cm. Series product at KNAUS. 63021 59,70

PARMA with lever shower
Pull out shower head. H 11 cm. Hose length 150 cm. E8079 85,90

PARMA with shower NOVO
Pull out shower head. H 11 cm. Series product at KNAUS. 63022 102,50

Taps for compact water systems



Automatic mixer INN

For cold and hot water with swiveling spout and wide sprayer. Max. 3 bar, switch max. 6 A. For panel thicknesses up to 24 mm. Hose connection 10 mm. Mounting \varnothing 28 mm.

S Grey 63005 39,95



Cold water tap MONO

Ceramic sealing washers, Installation height 40 mm, hole \varnothing 20 mm. Black/matt chrome


S 630358 48,95
630358L



Automatic tap NOVO SUPER

With automatic switch 3 A. Spout rotatable, very low height of 135 mm. Bore \varnothing 17 mm. For submersible pumps.

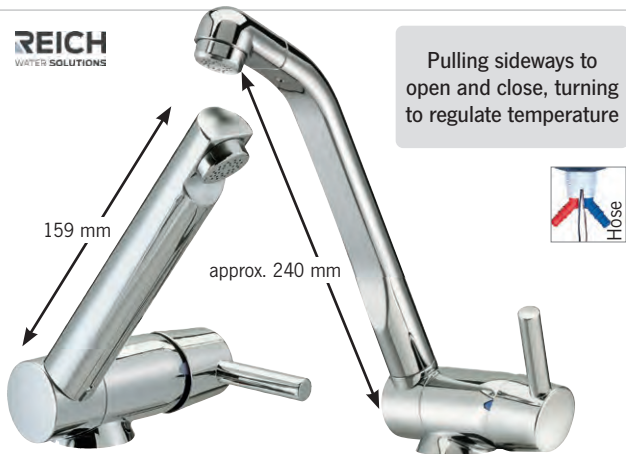
Chrome 630037 17,50
Grey 63003 16,50
Beige 630036 16,50
White 630038 16,40



Automatic tap UNIVERSAL

Rotating and swiveling spout. Rotation of the knob only 90°. Pressure max. 3 bar. With automatic switch (max. 3 A), Flow rate adjustable. Mounting hole \varnothing 22 mm.

Beige 630016 39,40
White 630013 39,40
630013L



Single lever mixer TREND C

Vertical swivel metal spout. Folded under 40 mm. Chrome color. Mounting \varnothing 33 mm. Pressure resistant up to 6 bar. Switch up to 4 A. Short, straight spout. For 10 mm hose **63117 75,95**
Long, curved spout. For 10 mm hose **631178 70,95**



Automatic tap LUXURY

Rotating and swiveling discharge tube. Flow rate adjustable. Switch max. 3 A. Pressure 2-3 bar. Hole \varnothing 20 mm. Plate thickness max. 12 mm.

S Grey 63002 39,95
Brown 630020 39,95
Silver matte 630021 41,95



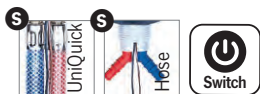
Automatic tap

Finely adjustable water volume. Hot water resistant up to 80°C. Pressure resistant up to 2 bar. Switch up to 8 A. Height 40 mm, thread length 20 mm. Hose nozzle 8 - 10 mm. Mounting \varnothing 20 mm.

S White 63012 17,50



Mixer tap PELIKAN



① Single lever mixer with shower

Faucet with ceramic cartridge and pull-out shower hose with JULIA shower head. With switch max. 4 A. Pressure resistant up to 6 bar. Mounting hole \varnothing 33 mm. Plate thickness max. 30 mm. Chrome color. Hose connection 10 mm **63076 149,95**
Connection for UNIQUICK \varnothing 12 mm **630761 165,-**

② Under-table mixer

Suitable for our shower set, such as JULIA (61097). Pressure resistant up to 6 bar. Height 105 mm. Mounting hole \varnothing 33 mm, plate thickness max. 30 mm. Chrome color. Hose connection 10 mm **63023 104,-**
Connection for UNIQUICK \varnothing 12 mm **630231 104,-**



Single lever mixer Como

Modern plastic tap with integrated switch (max. 6 A). Water pressure resistant up to 3 bar. Mounting hole 33 mm, thread height 40 mm. Thread 1". Chrome color. Hose connection for hoses with inner \varnothing 8-10mm. **63160 70,40**

STYLE 2002 - Tap series with straight spout

- With swivel spout
- 90° lever rotation
- Pressure resistant up to 3.5 bar
- Installation height 38 mm



Cold water tap
Hole Ø 20 mm.
White
Grey

630093 37,50
63009 37,50



Mixer tap Mono Mix for cold and hot water.
Single lever handling. Hole Ø 26 mm.
Black/matt chrome

630437 76,50

STYLE 2005 - Tap series with curved spout

- With swivel spout
- 90° lever rotation
- Pressure resistant up to 3.5 bar
- Installation height 38 mm



Cold water tap
Hole Ø 20 mm.
Chrome

42,50

630457 42,50



Mixer tap Mono Mix for cold and hot water.
Single lever handling. Hole Ø 26 mm.
Chrome

630447 76,50



Single lever mixer de Luxe

Foldable tap.
Fits into the pre-drilled hole of the Dometic SMEV sinks 8000 series(Ø 27mm).
Chrome/Black

63051 79,-



86,90



Mixing tap ceramic STYLE for cold and hot water.

Single lever handling. Hole Ø 33 mm. Pressure resistant up to 6 bar. Cross-mounted ceramic cartridge. With switch.

Chrome 63064 86,90



TWIST - tap series

Modern plastic tap for kitchen, shower and bathroom. With switch and ceramic cartridge, which can be replaced when the tap is installed. Pressure resistant & temperature resistant. ADRIA series product.



from 87,95

Single lever mixer

Foldable, curved spout.
Chrome colored, Hole Ø 39 mm,
Plate thickness max. 21 mm.



Hose connection 10 mm
630710 93,95



Connection for UNIQUICK Ø 12 mm
63082 87,95



Under-table mixer

For showers. Chrome color,
Hole Ø 39 mm,
Plate thickness max. 21 mm.
Shower connection 1/2" thread.

Hose connection 10 mm
630730 87,95
Connection for UNIQUICK Ø 12 mm
63083 94,40



Table top mixer

For showers, like DUETT and JULIA.
Chrome color, Hole Ø 39 mm, plate
thickness max. 21 mm.
Shower connection 1/2" thread.

Hose connection 10 mm
630750 95,40
Connection for UNIQUICK Ø 12 mm
63084 93,95

Single lever mixer MODENA
 Modern plastic tap with 180° swivel spout. With ceramic cartridge, pressure water resistant up to 3 bar. Incl. Microswitch. Mounting hole Ø 34 mm, thread length 40 mm. Connection with nylon flex hose 10/12 mm.

Chrome	630278	79,30
Black matte	63166	74,90

ARONA mixer black / chrome, plastic, spout length: 100 mm, spout rotatable 360° / foldable, W100 x D55 x H130 mm (H40 mm spout folded down). Mounting hole: Ø 27 mm, thread length: 35 mm
 Thread Ø: 3/4"
 Connection: spouts 8/10 mm, 45°

600881	22,60
---------------	--------------

Single lever mixer ARONA
 Automatic rotation/swivel tap with switch (3 A). Water volume and temperature can be separately adjusted. Pressure resistant up to 1.5 bar, therefore only for submersible pumps. Height folded 40 mm. Mounting Ø approx. 27 mm,

White/Chrome	60087	28,70
Chrome	60088	35,90

Single lever mixer MODENA
 Modern plastic tap with integrated switch (max. 6 A). Water pressure resistant up to 3 bar. Mounting hole 33 mm, Height of thread 40 mm. Thread 1". Hose connection for hoses with inner Ø 8-10mm.

Chrome	63161	70,40
---------------	--------------	--------------

rotatable

MADE IN GERMANY

206,-

① **Brass single lever mixer CHARISMA**
 With 360° swivel spout. Made entirely of brass with high quality ceramic cartridge. Microswitch 4 A, max. 6 bar. Mounting hole Ø 33 mm, plate thickness max. 40 mm. Chrome. Copper pipe connection for 10 mm hose.

63072	206,-
--------------	--------------

② **Brass single-lever mixer tap CHARISMA**
 Technically like the CHARISMA single-lever mixer. Chrome, tabletop (connection 3/8")

63090	219,-
--------------	--------------

Single lever mixer FLORENZ, ARONA design
 Mixer tap with ceramic discs. With microswitch. Water pressure resistant up to 3 bar. Suitable for installation heights up to 40 mm (e.g. for sinks with hinged lid). Mounting hole Ø 33 mm. Thread length for mounting 35 mm. Connection with 10 mm flexible hose.

Chrome	63170	61,80
---------------	--------------	--------------

Linea Arena Black, brass, weight 900 g, height 150 mm, width 115 mm. Mounting hole Ø 35 mm, Pressure-resistant: 0.5 - 5 bar, incl. 2 metal-fabric connection hoses.

63113	80,40
--------------	--------------

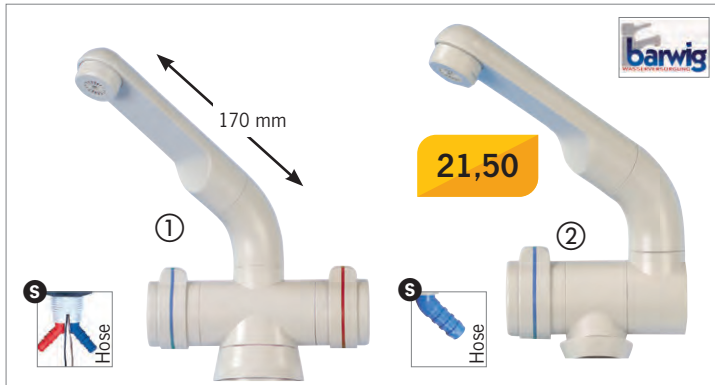
Linea Nove Black, brass, weight 1100 g, height 150 mm, width 135 mm. Mounting hole Ø 35 mm, Pressure-resistant: 0.5 - 5 bar, incl. 2 metal-fabric connection hoses.

63114	104,50
--------------	---------------

Fold-down fitting
 Black powder-coated, brass, weight 850 g, height 185 mm, width 80 mm. Hole Ø 35 mm, Pressure-resistant: 0,5 - 5 bar, incl. 2 metal-fabric connection hoses.

1 pc.	63116	117,50
--------------	--------------	---------------

TAPS AND SPARE PARTS



COMPACT automatic taps

Finely adjustable water volume. Hot water resistant. Pressure resistant up to 10 bar. Switch up to 3 A, spout rotates/swivels. Connection: Hose nozzle 10 mm, 45° rotatable. Mounting horizontally, diagonally or vertically. Light grey.

- | | | |
|-------------------------------|-------|-------|
| ① Mixer tap, hole Ø 34 mm | 63008 | 46,10 |
| ② Automatic tap, bore Ø 20 mm | 63007 | 21,50 |

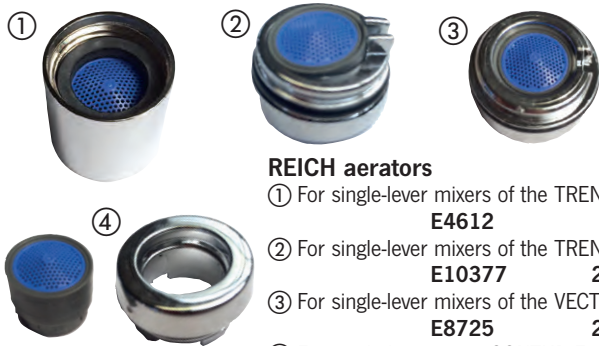


Water saving aerators

- Up to 85% water savings
- Up to 75% energy saving
- Simple installation
- Made of stainless steel

- | | | |
|------------------------------------------------------------------------------------------------------------------------------|-------|-------|
| ① Ecowater , adjustable water quantity, outer Ø 24 mm, length 14 mm | 63450 | 14,80 |
| ② Ecotouch , At the touch of a button between normal and economy mode. External Ø 24 mm, length 14 mm | 63451 | 22,70 |
| ③ Ecoshower , For shower fittings and hoses (1/2"), water flow adjustable, inner Ø 24 mm, outer Ø 21 mm, length 55 mm | 63452 | 29,80 |
| ④ Ecoring adapter , female thread adapter 22mm to 24mm | 63453 | 6,95 |
| ⑤ Eco-reducing adapter , innerØ 24 mm to 17 mm u. External thread adapter 17 mm to 18 mm | 63454 | 7,90 |

Spare parts for taps



REICH aerators

- | | | |
|-------------------------------------------------|--------|-------|
| ① For single-lever mixers of the TREND S series | E4612 | 9,20 |
| ② For single-lever mixers of the TREND E series | E10377 | 24,80 |
| ③ For single-lever mixers of the VECTOR series | E8725 | 21,70 |
| ④ For single lever mixer CONTUR E / S | E8882 | 23,95 |

Gasket set

Suitable for common taps. fittings suitable.
63115 12,50



Single lever mixer for bathroom and kitchen

Pressure-resistant single lever tap with ceramic cartridge. Hole Ø 35 mm. Chrome-plated brass.

- | | | |
|--------------------|-------|-------|
| long spout 185 mm | 63462 | 87,95 |
| short spout 140 mm | 63463 | 87,95 |

Brass taps, particularly robust



Foldable



Single lever mixer

Folding and swiveling spout. Hole Ø 36 mm. Chrome-plated brass. With 2 metal fabric connection hoses. please order 2 x connection adapter separately.

- | | | |
|-----------------------------------------|-------|------|
| Connection adapter to 10 mm hose 2 pcs. | 65025 | 7,95 |
| Connection adapter to 12 mm pipe 1 pc. | 65080 | 9,90 |



Cold water tap

Stable spout, folding & swiveling. Mounting hole Ø 18-28 mm. Chrome-plated brass. Male thread connection. Please order connection adapter separately.

- | | | |
|----------------------------------------|-------|------|
| Connection adapter to 10 mm hose 1 pc. | 61244 | 4,20 |
| Connection adapter to 12 mm pipe 1 pc. | 65379 | 8,95 |



COMET cartridge

For Comet series ROMA, PARMA, SIENNA, CAPRI COMPACT, Ø 35.0 mm.
E4816 9,38

REICH cartridges

- For single-lever mixers of the TREND E series, CONTUR E, KAMA, PELICAN, Ø 35,0 mm. E3571 23,30
- ⑤ For single-lever mixers of the TWIST series, Ø 28,0 mm, H 36,0 mm. 63088 37,95
- ⑥ For single lever mixers of the series CHARISMA. Ø 35,0 mm, H 27,5 mm. 63087 19,20
- ⑦ For single lever mixer TREND A/C/S, CONTUR C/S, CERAMIC STYLE, TWIST, VECTOR, CASCADA, Ø 25,0 mm, H 24,5 mm. E2937 20,95

REICH Microswitch

For Empire Series TREND S
E5831 21,95

COMET Microswitch

For Comet series NOVO-SUPER, LONDON, PRESTIGE, cable 33 cm. E4779 10,20

For Comet series ROMA, PARMA, SIENNA, CAPRI, FLORENZ, cable 40 cm. E6105 9,80



Folding brass mixer tap

Suitable for sinks with glass lid, e.g. from Dometic or Thetford. Hole Ø 32 mm and Ø 38 mm possible.



Thread

Height folded 39 mm. Chrome-plated brass. Connection hose with 3/8" external thread.

63460 109,-

Connection adapter

Order matching adapter for 12 mm pipe system (= 2 x 65379).

65379 8,95



Tap with extractable shower

with 200 cm nylon hose. Shut-off lever on the shower head. Total height 182 mm. Height to spout

74 mm. Hole Ø 35 mm. Mixing tap made of chrome-plated brass.



Hose

63464 101,-



Shut-off valve and pre-mixers for shower sets



Single lever mixer TREND A

Table-top mixer with 1/2" shower hose connection. With switch. Installation height approx. 38 mm.

Mount.-Ø approx. 27 mm.

Hose connection 10 mm **63148 47,95**

Mount. Ø app. 32 mm. UNIQUICK connection with 90°.

Connection for UNIQUICK **63126 49,95**




Shut-off valve STYLE 2000

Shower connection 1/2" thread. With switch. Hole Ø 20 mm.

Under sink tap with handle and rosette White

630133 33,50



Single lever mixer

Functions: Mix/Off. Constant temperature even when the flow rate changes. Up to 5 bar. Mount. Ø 20 mm. Switch up to 1.5 A.

Mixer without rotary lever and rosette

63046 31,95

Rotary lever and rosette, grey

63047 7,60

Rotary lever and rosette, white

630473 7,60



Mixer tap MONOMIX

Undercounter tap with switch. Switch on by turning: cold water comes first, then hot water. Maximum temperature is reached in the end position. Switch max. 3 A, pressure max. 2-3 bar. Hole Ø 20 mm.

Mixer without handle and rosette

63125 77,95

Handle and rosette, matte chrome

631267 12,50

Low pressure mixing tap

Pre-mixer for stepless adjustment of the water temperature. For pressureless connection of water heaters to shower or taps. Suitable for all Elgena boilers.

67010 42,95



Shut-off valve and mixer MODERN

Pressure max. 5 bar. Switching capacity 1.5 A, for panel thickness up to 25 mm. Adjustable water volume. Hose connection 10 mm or 3/8" thread. Hole Ø 20 mm.

Shut-off valve with switch, without knob

63015 25,20

Pre-mixer without switch, without knob

63045 21,60

Rotary knob, grey

63041 4,60



SHOWERSSETS, SHOWER HEADS, SHOWER HOSES



- ① **Shower set with shut-off lever, White** With 1/2" connection screw fitting. Incl. Wall bracket. 150 cm long shower hose.
63108 8,95
- ② **Shower set with gate valve, Matt black** With connection screw fitting 1/2". 150 cm hose with metal coating.
63109 32,95
- ③ **Shower set chrome** With 1/2" connection fitting. Incl. Wall bracket. 150 cm shower hose.
63155 19,90
- ④ **Shower set chrome** With 1/2" connection fitting. Incl. Wall bracket. 150 cm shower hose
63156 22,95



from 15,95

- ① **Shower hose with metal effect** (length, union nut x conical nut)
1,5 m, 1/2" x 1/2" 63133 17,40
1,5 m, 3/8" x 1/2" 63133 25,50
- ② **Shower hose, white plastic** (length, union nut x union nut)
1,5 m, 3/8" x 1/2" 63130 21,40
1,5 m, 3/8" x 3/8" 63131 21,40
2,0 m, 1/2" x 1/2" 63132 22,40
- ③ **Shower hose with metal design** (length, union nut x union nut)
1,6 m, 1/2" x 1/2" 66501 18,80
2,5 m, 3/8" x 1/2" 66502 25,20
- ④ **Shower hose, white with metallic effect** (length, union nut x union nut)
1,5 m, 3/8" x 1/2" 66503 17,80
- ⑤ **Shower hose, Black fabric** (length, union nut x conical nut)
1,6 m, 1/2" x 1/2" 66504 15,95
- ⑥ **Shower hose, Black fabric** Fabric-coated silicone hose (length, union nut x conical nut)
1,5 m, 1/2" x 1/2" 63181 23,60

Shower heads



- ① **Bar shower with anti-limescale studs, chrome** 1/2" thread, length 220 mm, Ø 30 mm
60139 18,80
- ② **Hand shower with anti-limescale studs, chrome/grey** 1/2" thread, length approx. 235 mm
60140 21,50
- ③ **Hand shower Duett, chrome** 1/2" thread
63150 28,95
- ④ **Shower head Novo, chrome/white** 1/2" wt.
63128 15,70
- ⑤ **Adjustable shower Charisma, chrome** 1/2" wt.
63151 35,40
- ⑥ **Shower head Modern, Grey** 3/8" thread
63107 27,20
- ⑦ **Plastic adjustable shower head, white** 1/2" thread
63152 16,60
- ⑧ **Adjustable shower head White** 1/2" wt.
63465 30,95
- ⑨ **Lever shower Shorty, chrome** 1/2" thread
63154 18,80



- ① **Complete shower set bar shower head with wall mount, matt black**, Shower head L 220 mm, Ø 30 mm, hose approx. 150 cm
60137 96,40
- ② **Complete shower set 3-jet shower head with bar** 69 cm, chrome, Ø Shower head 105 mm, hose 150 cm/1/2"
60136 61,95
- ③ **Shower set shower head with holder and hose** 150 cm
60135 30,90
- ④ **Shower head JUWEL** with 1/2" thread. Chrome
60131 18,80
- ⑤ **Cone holder** with 1/2" thread for screwing in between the tap and the hose. Chrome
60133 9,10
- ⑥ **Cone holder** for wall mounting. Chrome
60134 7,95
- ⑦ **Cone holder** for wall mounting. Chrome/Grey Wall distance 24 mm, laterally swiveling
60138 12,80

REICH
WATER SOLUTIONS

Shower complete sets with hose and table rosette

① DUETT
from **64,95**

① Shower set DUETT
2-way tap. Water volume is adjustable.
Hose connection 1/2". Hose length approx. 170 cm.
With table rosette, Ø 26 mm.

White	631083	64,95
Chrome	631087	65,70

② CARLETTA
186,-

② Shower CARLETTA
Hand shower with integrated brass valve and automatic switch. Shower head reversible (shower/jet). 1.5 m hose, movable wall bracket, table rosette, bore Ø 26 mm.

White	63067	186,-
Grey	630671	186,-

Connecting grommet 10 mm for Carletta **63068 9,95**

③ MONOMIX
from **60,40**

③ Shower set MONOMIX
With 1.5 m hose with 1/2" connection. Flow rate adjustable. Switchable to "off/shower/jet" at the head.
With table rosette, bore Ø 26 mm.

White	631283	60,40
Matt chrome	631287	72,50

④ JULIA
81,60

④ Shower set JULIA
With 1.5 m metal hose 1/2" connection. Shower head is easy to clean from lime and convertible from jet to shower.
45° table rosette with mounting Ø 27mm. **Chrome 61097 81,60**

⑤ TREND
89,50

⑤ Shower set TREND
With 1.5 m metal hose with union nut as connection.
Table rosette 45°.
With 1/2" union nut **Chrome 63137 89,50**
With 3/8" union nut **Chrome 631371 83,95**

④ JULIA
81,60

⑤ TREND
89,50

⑦ ELBE
42,90

⑥ MODERN
45,10

⑥ Shower set MODERN
Adjustable (shower/jet). Water volume adjustable. With wall bracket, 2 m hose with 3/8" thread and rosette Ø 26 mm.

Grey	63105	45,10
Weiß	631053	45,10

⑦ Shower set ELBE
with 1.5 m hose. Water volume is adjustable.
Hose connection 3/8". With table rosette Ø 28 mm.
White 631003L 42,90

sturdy metal hose

All shower sets can be pulled out

Washbasin shower

Suitable for taps with a diameter of up to 22.4 mm. For convenient hair rinsing. Handy shower for every washbasin. Length: 115 cm. Color: White. Material: plastic. Weight: 146 g.

63358 9,95



Outdoor shower set
Extendable shower head with 200 cm flexible hose. With shut-off valve on the brass shower head for water-saving use. Can also be operated without mixer with cold water. Housing with cover made of ABS. Pressure resistant. Mounting Ø 65 mm.

43,10

Outdoor mixer
Mixing valve made of brass for perfect water temperature regulation. Robust plastic housing with lid. Mounting Ø 65 mm.

63458 43,10 **63459 81,20**

Shower bar and wall brackets

① Shower rod CARINO
suitable for shower heads with cone 65.0 cm.
Chrome **631175 46,70**

② Shower rod TREND
for the Trend and Julia shower sets 61.0 cm.
Chrome **SA209 79,95**

③ Shower rod
with height adjustment & conical holder for shower heads, L 59.0 cm. **63466 24,60**


④ Shower rod
with cone holder 65.0 cm.
Matt black **63167 46,10**

⑤ Wall bracket
for Duett and Monomix
White **631153 12,40**


⑥ Wall / ceiling bracket
for the shower sets Trend & Julia
Chrome **63138 21,90**

TIP





230V



12V



CampingStar - Heating elements for water canisters

- Heats the water in the water canister or small water tank
- thermostatically controlled
- Heats up to approx. 38°C, no risk of scalding
- Simply into the canister or tank

The Campingstar heats the water in a 15 liter canister up to approx. 38°C. Thanks to thermostatic control, the water temperature remains constant and does not rise any higher (no risk of scalding). The Teflon ring supplied prevents the tank/canister from being damaged by heat. At the same time, the ring allows the water to circulate better between the bottom of the tank and the heating element to ensure even heat distribution. Dims. of heating rod: L 250 mm x Ø 22 mm.

Note: The heating rod must always be completely surrounded by water when in use, otherwise the thermostat cannot work properly and the Campingstar will overheat.

- ① 230 V/75 Watt, cable length app. 90 cm with safety plug
67137 **129,-**
- ② 12 V/75 Watt, cable length app. 100 cm with open cable ends
67136 **129,-**



Gas connection 50 mbar (left-hand thread)



Gas connection 30 mbar (plug-in nozzle)

300 mm



300 mm

357 mm

Mobile gas instantaneous water heater

- Continuous hot water - everywhere
- Hot water from tap or shower head
- Infinitely adjustable water temp. from 25° C to 50° C
- High water flow - app. 2.2 liters per minute
- Automatic ignition and overheating protection (50° C)

Water flow temperature continuously adjustable from minimum temp. 25°C, 5 liters per min. & maximum temp. 50°C, 2.2 liters per min. Fold-out tap. Can be used with propane/butane. With automatic ignition, overheating protection at 50°C and automatic switch-off if appliance tips over. Weight: 6.0 kg.

- 50 mbar** (D, CH, A) **67041** **264,-**
- 30 mbar** (Europe without D, CH, A) **67042** **264,-**

Scope of delivery:

Water hose, submersible pump, shower head with hose (2.5 m), 12 V cigarette lighter plug with 5 m cable, carrying bag. Gas hose and gas pressure regulator not included.



Scope of delivery

3
LITER



from **249,-**

12V
230 V

These water heaters must always be operated without pressure!

KB Low pressure boiler

- Fast heating with low power consumption
- With stepless thermostat, frost monitor and overheating protection as standard
- Water connection 10 mm
- Can be heated from 30°C - 85°C
- TÜV-tested

- Boiler KB 3** (3 liter capacity). App. L30 cm, Ø app. 16 cm. Weight approx. 1 kg.
- 230 V / 660 W **67005** **249,-**
 - 230 V / 330 W **670051** **254,-**
 - 12 V / 200 W **67006** **289,-**
 - 24 V / 400 W **670061** **289,-**

- KB 3 combi** app. 8 cm longer, 230 V / 12 V, weight app. 1.5 kg.
- 230 V / 660 W and 12 V / 200 W **67007** **410,-**

- Mixing valve** for infinitely variable adjustment of water temperature. Suitable for all Elgena boilers. **67010** **42,95**

Clesana C1 - Waterless toilet with bag sealing

- Hygiene according to medical standards
- Independence from disposal stations and water supply
- Without the use of chemicals, safe disposal of the bags

Clesana works without chemicals and water. No matter where you need a quiet place, Clesana can be used practically anywhere. After each use of the toilet, the contents of the bag are hygienically sealed. Special disposal as with chemical toilets is not necessary, the bags can be disposed of in normal household waste. The Clesana C1 can only be operated with the required foil bags. Dimensions: H 51.5 x W 36.3 x D 51.6 cm, seat height: 47.8 cm, weight: 14 kg, 12 V, energy consumption: cutting process 0.99 Wh, welding process 0.64 Wh, standby 0.14 W.

Clesana C1 with L adapter

The L-adapter is for mounting on a wall, e.g. when replacing a cassette toilet. In this case, the L-adapter usually also covers the former service door from the inside

66400 1440,-

Clesana C1 with round base

The round base is suitable for installing the toilet anywhere. The installation is made to the floor.

66403 1440,-



Clesana surface-mounted box

for mounting the control panel.

66407 34,95



Clesana protection cover

Water protection cover for Clesana C1.

E66405 69,-



L-adapter



Round base

Foil bag

- For 72 toilet uses
- Required for the operation of the toilet

Feces are sealed in a multilayer barrier foil. Set of 2 foil liners for 36 toilet uses each.

66401 25,-



Absorber



For "small" toilet visits, the Clesana superabsorber can be used to absorb liquid.

66402 3,99

Airtune Smellstop

Odor remover furthermore. Neutralizes odor-causing molecules. Quickly effective, extremely economical.



92429 13,95

i The SOG venting system for Clesana C1 can be found on page 781

Clesana C1 liquid insert

The liquid insert makes it possible to do the small business without sealing a bag and always adapt the Clesana C1 to your individual usage behavior. The design ensures a high level of hygiene and uncomplicated cleaning.

66405

119,-



NEW

Clesana C1 - Power management incl. cable

- Simplified electrical installation for item 66400/66403

Simple electrical inst. & even more self-sufficiency! The Clesana power management combines the functions of a relay and a DC/DC charger. In combination with a backup battery, the Clesana C1 with Clesana Power Management can be installed quickly and easily thanks to the pre-assembled cables. When Clesana C1 is in use, the current flow from the backup battery is enabled via control input; when the Clesana C1 is in standby, the backup battery is charged with 2 A charging current via the Clesana Power Management. It is easily controlled via a 12 V continuous plus cable. Even if the on-board battery fails, the Clesana C1 can still be operated via the backup battery.

66409

159,-



NEW

Power management without cables

Minimize the standby current! The Clesana power management can be used as a pure relay. The standby current is almost 10 times lower than with the Clesana C1 (30 mA). It is easily controlled via a 12 V continuous plus cable. As a further advantage, there is always the option of extending the power management to operation with a backup battery in the future.

66410

125,-



NEW

Clesana C1 magnetic lid conversion kit

With the aid of the conversion kit, the standard soft-close lid of your Clesana C1 can be easily converted to a lid with a magnetic hinge. Allows lid to be completely removed from glasses, especially in tight installation spaces. The work involved takes around 30 minutes.

66408

29,95



Made in Norway



CINDERELLA TRAVEL COMBUSTION TOILET – Comfort like at home

- No waste tank required
- No annoying emptying
- No water needed
- No chemicals necessary

The Cinderella Travel provides a hygienic and easy way to safely dispose toilet waste, whether you're on the road or on the water. The Cinderella incineration toilet is suitable for vehicles such as caravans, motorhomes, houseboats and leisure boats. The Cinderella Travel represents a completely new way of waste disposal, simple and without the hassle of emptying in designated areas.

The Cinderella Travel can also be retrofitted to existing caravans, motorhomes, houseboats and leisure boats.

The high capacity allows up to 70 visits to the toilet before it needs to be emptied.



Ideal for caravans



Ideal for motorhomes



Ideal for house/leisure boats



Propane gas or LPG



Capacity: Up to 6 people



Practical lifting mechanism

Everything is emptied from the inside

LITTLE WASTE; ONLY CLEAN ASH



CINDERELLA TRAVEL Combustion toilet

Technical data: Height: 540 mm, seat height: 490 mm, width: 390 mm, Depth: 590 mm, Weight: 20 kg, Capacity: Up to 6 people.

Gas version: Operation with gas (30 mbar), gas consumption: 140-180 g/burning. Gas connection: 8mm pipe. Burner: 2.7 kW. A floor intake and an exhaust chimney must be installed for incineration. Current: 12V/4A, standby 0.005A. Incl. 100 bags.

66370 4316,-

Diesel variant: Operation with diesel, consumption: 150-250 ml/burning. Diesel connection: 4 mm pipe. Burner: 2.1 kW. For combustion, bottom intake and an exhaust stack must be installed. Current: 12V/10 A peak load / 1.4 A during combustion, standby: 0.005 A. Incl. 100 bags.

66387 4900,-

i We recommend installation by specialist workshop.

NEW Now also available as a diesel version!



Required installation accessories:



Original installation-set for Cinderella TRAVEL The obligatory package consists of an exhaust pipe, insulation for the exhaust pipe, pipe end screw, fresh air grille, pipe for air supply, floor conduit.

663700 265,-

Further accessories can be found on the right side



Cinderella combustion toilets for vacation home, cabin or tiny house



①
CINDERELLA FREEDOM:
Operation w/
propane gas



②
CINDERELLA COMFORT:
230 V electric
operation

- User-friendly, child-safe, complete toilet solution
- Low-noise incineration of all waste and faeces
- No water required, no waste water
- Only requires an energy supply, supply air and exhaust air
- Suitable for cold regions
- LCD display with operating messages

① CINDERELLA FREEDOM - Propane gas

The perfect solution for installation locations without water and electricity supply

Technical data "FREEDOM":

Gas connection: G 1/4" left-hand thread external, operating pressure: 30 mbar, gas consumpt.: 160-190 g/burning, max. burner output: 2.87 kW. Connected loads: 12 V DC (11.0-14.4 V), 4.0 A, Power consumption: Standby mode 0.005 A, during incineration 1.3 A.

66375 4070,-

② CINDERELLA COMFORT - 230 V electric

The complete solution if there is no waste water and water supply. Only 230 V household current is required

Technical data "COMFORT":

Combustion power: 2000 W, energy consumption per combustion: 1-2 kWh, connected loads: 220-240 V, 10 A.

66376 3820,-

General technical data "FREEDOM" and "COMFORT":

Dimensions: H60 x W39 x D59 cm, seat height: 54 cm, weight: 34 kg, max. load: 200 kg, capacity: 4 uses/h, ventilation pipe: Ø 110 mm.



We recommend installation by a specialist workshop

Installation kit required

Required for the installation of CINDERELLA.
Scope of delivery: 1 x air intake, 1 x roof attachment, 1 x 87-degree bend, 3 x pipe clamps/brackets, 2 x pipes 50 cm, 5 x pipes with socket 100 cm

CINDERELLA FREEDOM 663750 235,-

CINDERELLA COMFORT 663760 225,-

(Fig. exemplary)



Accessories for all CINDERELLA incinerating toilets

Original Cinderella bag Original bag developed for Cinderella Travel.
1 x 500 pcs. **663703 53,-**
5 x 500 pcs. **663704 259,-**



Cinderella Bag dispenser plastic
Practical bag dispenser made of plastic.
663706 32,95



Cinderella Bag dispenser metal
Practical bag dispenser made of painted metal
663705 42,95



Cinderella step
Non-slip surface. Withstands a load of 90 kg.
663707 51,90



Cinderella TRAVEL assembly box
Simplifies installation/assembly. Prefabricated cover for the Exhaust duct and the rear part of the toilet.
663701 299,-





New separating toilet from market leader for camping toilets



Conversion kit for separating toilet for existing chemical toilets

- Suitable for a wide range of standard toilets in motorhomes or caravans
- No chemicals required
- No water consumption
- Cover / visual protection of solids container
- Ergonomically optimized bowl
- Level indicator
- Tanks made from recycled plastic
- Urine tank with patented leak-free connection

Thetford conversion kit SK

- Convert any C 220 or C 260 into a urine-diverting toilet
- Simple conversion incl. the toilet bowl

With the SK C 220 and SK C 260 conversion kits, the cassette toilets from the C 220 and C 260 series (all in the S and CS versions, without integrated flush water tank) can be easily converted into a separating toilet.

Conversion kit SK C220 for C 220 series	67125	599,-
Conversion kit SK C260 for C 260 series	67126	599,-

Thetford separating toilet S

- Separating toilet S 220 / S 260
- Same installation dims. as C 220 / C 260

New separating toilets S 220 and S 260 can be used for initial installation or as a replacement for existing chemical toilets Thetford series C 220 or Thetford series C 260 in the versions S and CS (without integrated flush water tank).

Separating toilet S 220	67123	850,-
Separating toilet S 260	67124	850,-

All items expected to be available from Q3/2025



Separating toilet for replacement or new installation

The suitable Service doors can be found on page 780



These existing models can be replaced by the new separating toilets or converted with the conversion kit.



- Cassette toilet C 263 S
- Cassette toilet C 263 CS
- Cassette toilet C 263 CSL

Conversion possible for existing toilets with connection via on-board tank and plastic or ceramic toilet bowls.

- Cassette toilet C 223 S
- Cassette toilet C 223 CS

Conversion possible for existing toilets with connection via on-board tank.

The cassette toilet C 262/C 263 is the ultimate solution for the sanitary facilities in the caravan or motorhome.

- WC with plastic or full ceramic bowl
- Swivel WC bowl (180°)
- Optimal seating comfort: width and depth of the basin have been adjusted by consumer testing and ensure maximum comfort
- 17.5 l rolling waste tank with pull-out handle
- Level indicator for the waste tank
- Swivel spout
- Mounting the service door in landscape format
- Service throughout Europe

The suitable Service doors and Water filler flaps can be found on page 780

Cassette toilet C 262 CWE with its own 8 l flush water tank. With rear mounting base, height 750 mm. Incl. Holding tank 17.5 l. Water filling flap required.

With plastic toilet bowl	67108	779,-
With ceramic toilet bowl	67109	969,-

Cassette toilet C 263 CS with connection via on-board tank. With rear mounting base, height 750 mm. Incl. Holding tank 17.5 l.

With plastic toilet bowl	67106	709,-
With ceramic toilet bowl	67107	899,-

Cassette toilet C 263 CSL with connection via on-board tank. With rear mounting base, height 540 mm. Incl. Holding tank 17.5 l.

With plastic toilet bowl	67120	699,-
With ceramic toilet bowl	67121	903,-

Cassette toilet C 263 S with connection via on-board tank. Without rear mounting base. Incl. Holding tank 17.5 l.

With plastic toilet bowl	67104	679,-
With ceramic toilet bowl	67105	867,-

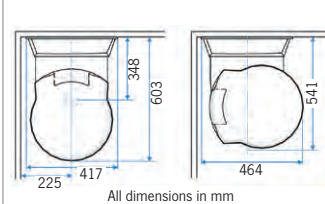


Fig. shows C 263 CS

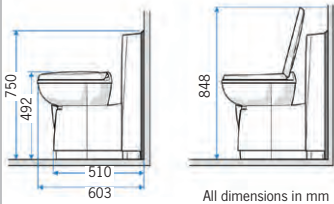


Convertible to a separating toilet with conversion kit. A complete variant and further information on page 767

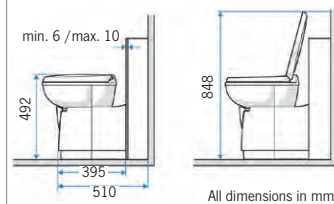
Top view C 262 CWE/C 263 CS+CSL



Side view C 262 CWE/C 263 CS



Side view C 263 S



Dimensions & Weights

- Seat height (plastic basin): 467 mm
- Seat height (ceramic sink): 479 mm
- Weights: 8.1 kg (C262 CWE plastic)
- 17.2 kg (C262 CWE ceramic)
- 8.0 kg (C263 CS plastic)
- 17.1 kg (C263 CS ceramic)
- 7.7 kg (C263 CSL plastic)
- 16.8 kg (C263 CSL ceramic)
- 7.1 kg (C263 S plastic)
- 16.2 kg (C263 S ceramic)

Rotating cassette toilet C 220

- Swivel toilet in 3 different versions
- Indicator when waste tank is full
- High quality plastic
- Please order service door separately (page 780)

Type	C 223 S	C 223 CS	C 224 CW
Dimensions	495 x 365 x 580 mm	534 x 394 x 580 mm	727 x 394 x 580 mm
Seat height	492 mm	492 mm	492 mm
Flushing water supply	via on-board tank	via on-board tank	own tank
Flushing	Electric	Electric	Hand pump
Flushing water tank volume	—	—	9 l
Volume holding tank	18 l	18 l	18 l
Weight	6,8 kg	7,2 kg	8,0 kg
Mounting direction door 3	Portrait or landscape format	Portrait or landscape format	Portrait or landscape format
Item no.	67101	67102	67103
Price	725,-	759,-	775,-
OEM variant	671010E	671020E	671030E

OEM version only available for REIMO specialist trade customers

Flush button on C 223 CS



Waste tank display



Hand pump at C 224 CW



The matching service door and water filler flap can be found on page 780





Cassette toilet C 402 / C 403

- Top model among cassette toilets
- Fecal tank on wheels, with extendable handle for pulling
- Easy cleaning because the mechanism in the holding tank is removable
- LED level indicator for waste tank and fresh water (not all models)
- 19.3 liter waste tank capacity
- Electric flushing
- Control opening left or right (in seat position)
- In easy to clean white plastic
- Low weight (8.5 - 10.3 kg, depending on version)
- Service throughout Europe

Cassette C 402 X

With its own fresh water tank 15 liters. Weight: 8.8 kg.

Service opening left (LH)	671101	794,-
OEM variant	6711010E	
Service opening right (RH)	671111	910,-
OEM variant	6711110E	

Cassette C 403 L

Fresh water connection to the on-board tank. Weight: 8.1 kg. Incl. Waste Tank Vent.

Service opening left (LH)	671121	849,-
Service opening right (RH)	671131	849,-
OEM variant	6711310E	

Technical data:

	C 402 X	C 403 L
Flushing	Electric pump	Electric
Volume holding tank	19,3 l	19,3 l
Flushing water tank volume	15,0 l	—
Waste tank level indicator	Electric, single stage	Electric, three-stage
Exterior venting	Option (66146)	Standard
Mounting direction door 3	Upright	Upright

OEM version only available for REIMO specialist trade customers



Thetford Twusch porcelain inlay suitable for cassette toilets made of plastic

- Extends the life cycle of the toilet
- Scratch resistant
- Antibacterial and easy to clean
- Optimized flushing
- Water-saving
- Low weight

Thetford Twusch is a porcelain inlay for Thetford cassette toilets made of plastic. The inlay makes it easier to keep the toilet bowl clean. It also ensures a better flushing performance. Twusch extends the life cycle of the cassette toilet. Weight: approx. 800 g

Thetford Twusch C2/C3/C4	661730	159,-
Thetford Twusch C200	661731	159,-
Thetford Twusch C260	661732	159,-
Thetford Twusch C400	661733	159,-
Thetford Twusch C220	661734	159,-
Thetford Twusch C250	661735	159,-
Thetford Twusch C500	661736	159,-

Mounting set for Twusch porcelain inlays

Can be used for all Twusch models. Consisting of 1 x silicone rubber, 1 x nano spray, 1 x cleaning kit, 3 x wooden spatulas for sealing, 1 pair of disposable gloves, 1 x microfiber cloth.

661729	19,95
---------------	--------------



Built-in toilets for fixed holding tanks

The built-in flush toilets are supplied with flush water from the onboard tank. The waste is directed into a waste tank that is installed under the vehicle. Convenient operation by foot pedal. All-round flushing for comfort like at home. Modern design and smooth surface. Simple installation and easy handling.

Aqua Magic VI

Aqua Magic VI Low (low version)

Dimensions: HxWxD: 40.1 x 38.0 x 43.0 cm,
Seat height: 35.3 cm
Weight: 4.6 kg **66181** **299,-**

299,-

Aqua Magic VI Low



Aqua Magic Bravura

Aqua Magic Bravura High (high version)

Dimensions: HxWxD: 45.4 x 41.5 x 51.3 cm,
Weight: 7,3 kg **66137** **496,-**

Aqua Magic Bravura Low (low version)

Dimensions: HxWxD: 35.7 x 41.5 x 51.3 cm,
Weight: 6.8 kg **66136** **458,99**



Bravura High



Bravura Low

Installation material



Mounting flange with external thread 88 mm
66215 **84,25**



Mounting flange with female thread 83 mm
66217 **19,55**

WC refurbishment for used vehicles

Fresh-up sets for Thetford toilets

Fresh-up kits make used Cassette toilets as good as new and you get an extra waste tank for longer trips. With toilet lid, toilet seat and tank.



For C400 / C500
Usable for LH and RH

C400	661702	189,-
C500 Standard	661712	189,-
C500 Hobby/Fendt	661713	209,-



661707 661708



Fresh-up control panels for C400
Control Panel

C models	661707	63,40
X models	661708	63,40
L models	661709	63,40
Manual Models	661710	6,95



661710

For C2 / C3 / C4

Holding tank with wheels,
Toilet lid, toilet seat

left (LH)	661704	189,-
rechts (RH)	661705	189,-



For C250 / C260

waste tank with wheels,
Toilet lid, toilet seat

661703	189,-
---------------	--------------



For C200

Holding tank with wheels,
toilet lid, toilet seat

661706	189,-
---------------	--------------



For C220

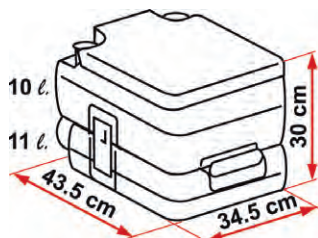
Holding tank with wheels, toilet lid, toilet seat

661711	189,-
---------------	--------------

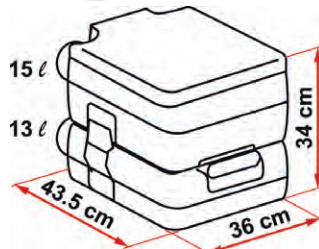




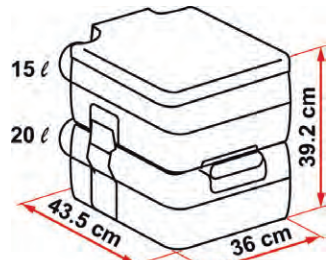
from **116,-**



Bi Pot 30
 H 300 x W 345 x D 435 mm
 Volume fresh water: 10 liters, waste water: 11 liters
 Light grey **66021** **116,-**



Bi Pot 34
 H 340 x W 360 x D 435 mm
 Volume fresh water: 15 liters, waste water: 15 liters
 Light grey **66019** **120,-**



Bi Pot 39
 H 392 x W 360 x D 435 mm
 Volume fresh water: 15 liters, waste water: 20 liters
 Light grey **66020** **121,-**

Fiamma Bi Pot
 Portable toilet with scratch-proof of tank. Particularly solid with simple operation. 100% hygiene. Solid hand pump. Robust handle for convenient transport.



Accessories and spare parts for Bi-Pot

Bidet for Bi-Pot toilet
 Also fits Thetford Cassette C2, C3, C4 and Porta Potti.
66026 **17,-**

Slide seal
 For Fiamma Bi-Pot 39 and 1513/1520.
 not shown. **66024** **7,95**

Bathroom cleaner

① **KITCHEN. WINDOWS. BATHROOM & FLOOR. - Concentrate** Microbiological cleaner for kitchen, windows, bathroom and floor. Thoroughly and sustainably cleans windows, glass, wood, stainless steel, tile, plastic, ceramic, laminate, marble and more. 1 bottle makes 9 liters.
300ml 66372 14,95
 GP* 49,83 / 1 Liter



② **LIME AWAY. BATHROOM & KITCHEN. - Concentrate** Microbiological extra power formula for the bathroom, kitchen, at home and on the road. Thoroughly and sustainably removes stains on glass, tiles, stainless steel, ceramics and much more. 1 bottle makes 9 liters.
300ml 66373 14,95
 GP* 49,83 / 1 Liter

③ **Spray bottle - For 300 ml content** For practical mixing of mikiGREEN® household concentrates. Bottle is supplied without contents.
66374 9,50



④ **Orange Intensive Cleaner** Environmentally friendly. Removes rain streaks, stubborn dirt and grease.
0.5 liters 66397 14,50
 GP* 29,00 / 1 Liter



⑤ **Bathroom cleaner** Powerful cleaner for daily care. Thetford bathroom cleaner is suitable for thorough and easy cleaning of all plastic surfaces, including the toilet.
500 ml 61477 7,95
 GP* 15,90 / 1 Liter
 Danger: H319



Porta Potti Bag

Bag for PP models 335, 345, 145
PP Bag ...35/...45 66040 34,95
 Bag for PP models 165, 365, 565
PP Bag ...65 66052 34,95

149,-



Porta Potti 335



119,-



Porta Potti 345

129,-



Porta Potti 365

Porta Potti

- Maximum comfort, maximum hygiene
- Practical vent button for splash-free waste tank emptying
- Integrated discharge spout with stopper, facilitates joining of both tanks
- High quality plastic
- Resistant and easy to clean
- Integrated WC lid lock
- Service throughout Europe

Features Porta Potti 565



660075 39,95

from **189,-**



Porta Potti 565

89,-



Porta Potti 145

95,-



Porta Potti 165



Porta Potti 145 White



Porta Potti 165 White



Porta Potti 335 White



Porta Potti 345 White



Porta Potti 365 White



Porta Potti 565 White granite



Size	Porta Potti 145 White Medium	Porta Potti 165 White Large	Porta Potti 335 White Small	Porta Potti 345 White Medium	Porta Potti 365 White Large	Porta Potti 565 White granite Luxury Large	Porta Potti 565 White granite Luxury Large
Dims. in mm (H x W x D)	330 x 383 x 427	414 x 383 x 427	315 x 342 x 382	330 x 383 x 427	414 x 383 x 427	458 x 388 x 450	458 x 388 x 450
Seat height	324 mm	408 mm	308 mm	324 mm	408 mm	443 mm	443 mm
Fastening system	No	Option 660074	Yes, "Hold down Kit"	No	Option 660074	Option 660075	Option 660075
Flushing system	Manual Bellows pump	Manual Bellows pump	Manual Piston pump	Manual Piston pump	Manual Piston pump	Manual Piston pump	Electric Pump
Holding tank level indicator	No	No	Yes	Yes	Yes	Yes	Yes
Holding tank capacity	12 liters	21 liters	10 liters	12 liters	21 liters	21 liters	21 liters
Flush water level indicator	No	No	No	No	No	Yes	Yes
Capacity of flush water tank	15 liters	15 liters	10 liters	15 liters	15 liters	15 liters	15 liters
Net weight	3,6 kg	3,9 kg	3,3 kg	3,8 kg	4,0 kg	5,3 kg	5,5 kg
Item no.	660062	660052	660102	660122	660144	660175	660176
Price	89,-	95,-	149,-	119,-	129,-	189,-	239,-

WATERLESS TOILETS AND SEPARATION TOILETS

TRELINO®



NEW



Separating toilet

Trelino EVO S made of plastic

- Extremely light at 3.9 kg.
- Can be conveniently stowed in camper van
- With soft-closing mechanism
- Incl. 4.5 liter urine canister and 6 liter solid waste container

The Trelino® Evo S is extremely light and can be stowed anywhere. The Trelino Evo S is equipped with a comfort toilet seat and a soft-closing mechanism. In addition to the toilet, separating insert, 4.5 liter canister incl. lid with membrane, sealing lid and 6 liter bucket, the scope of delivery also includes waste bags and a spill guard. Dims.: 33/39/29.6 cm (WDH), plastic, weight approx. 3.9 kg. Both versions are without fan.

Trelino EVO S white	660560	299,-
Trelino EVO S anthracite	660561	319,-

Accessories for separating toilet Trelino Evo S: Compostable bags

Most important accessory for urine-diverting toilets. The compostable bags have a vapor barrier to reduce the sweating of the bags. The black-green coloring offers more discretion when emptying.

The 25 µm thick material decomposes after around 2 to 3 weeks.

Suitable for all Trelino® composting toilets and solid waste containers up to 10 liters.

Size: 42 x 50 cm.	660562	5,90
-------------------	---------------	-------------

TROBOLO®



WandaGO - Separating toilet

- Fits in storage compartments of all standard campervans
- Seat height 310 mm or 490 mm
- Self-sufficient operation without water, chemicals and electricity
- Odorless and spill-proof thanks to the TROBOLO SafeShell System®
- Integrated inlay and toilet paper dispenser
- Practical holder for divider insert in the lid
- Tightly lockable toilet lid
- Tested load capacity of 150 kg

The TROBOLO WandaGO is the ideal separating toilet for camping and vanlife. Thanks to its compact packing dimensions, it fits in any car, van or motorhome and offers maximum comfort for young and old due to its height adjustment.

Dimensions: H 313 x D 382 x W 341 mm, weight approx. 4.7 kg Seat height: 310 or 490 mm, material: PP. Faeces tank volume 6.5 l, urine tank volume 4.6 l. Recommended emptying intervals approx. 5 - 10 days. Scope of delivery: Toilet, faeces and urine tank, toilet paper dispenser, 1 x toilet paper, 1 roll of inlays made from recycled plastic

WandaGO **660558** **199,-**

Compostable inlays for the WandaGo:

Roll with 20 inlays **660518** **4,90**

TROBOLO®



TROBOLO separation toilet insert & toilet seat

- Separating toilets inlay and DIY toilet seat of our separating toilet
- WC seat + lid made of wood

Set consisting of grey divider (100% polypropylene) and toilet lid incl. seat made of lacquered alder wood (handmade). Dimensions: H 170 x D 375 x W 322 mm

660523 **139,-**



TROBOLO separation toilets inlay

- Unique adapter system with replaceable filter screen
- Compatible with any standard toilet seat
- Material: Polypropylene, 100% recyclable

For DIY or as a spare part. Ø Inside: Longitudinal 310 mm, Across 240 mm, dimensions: H 170 x D 375 x W 322 mm

660522 **69,90**

Separating toilet Separett Tiny

- Loadable up to 150 kg
- No water and no chemistry necessary
- Separation tank or faeces tank with sight protection
- Energy consumption 0.04 kWh/day

Technical data: Holding tank 14.5 l, seat height approx. 44 cm, weight 8.5 kg, dimensions (WxHxD) 398 x 470 x 497 mm.

① **Separating toilet Tiny with urine canister** Separating toilet with sensor-based visual indication when the urine canister (7.1 liters) is full. With faecal tank ventilation Ø 50 mm including fan for 12 V or 230 V operation. Scope of delivery: Toilet, exhaust air grille incl. insect screen, compostable waste bags, organic drain cleaner.

660542 899,-

② **Tiny separation toilet with urine hose** The urine is passed through a 32 mm hose behind the separation toilet into an optional container. The holding tank is vented via a 50 mm pipe with a fan for 12 V or 230 V. Scope of delivery: toilet, exhaust grille incl. insect screen, waste bag and compostable drain cleaner.

660543 879,-

Accessories for separation toilet Tiny ③ **Compostable waste bags made of corn starch, 14,5 l. Roll with 10 pcs.**

660552 14,90

④ **Flexible ventilation duct.** For a more flexible installation 2 meters

6605421 39,90



Portable separation toilet Rescue Camping 25

- Compact, portable and easy installation
- Ideal for outdoor activities
- Maximum weight 150KG
- Easy to transport and mobile use

Perfect for outdoor life or in the allotment garden. The dry waste is collected in a compostable waste bag, while the urine flows into nature or is collected in an external canister. Dimensions (H x W x D): 45 x 36.4 x 44.6 cm. Weight 4 kg.

660544 105,-

Scope of delivery: Transport bag, base, urine tube, seat, lid and 10 pcs. compostable waste bags.



Accessories for separation toilets

① **Separation insert Separett Privy** urine-diverting insert with a seat and lid made of birch plywood. Perfect for self builders

660546 172,-

② **Separation insert Separett Privy 500** Urine-diverting seat insert with insulating seat. Urine drain Ø 32 mm.

660547 99,90

③ **Child seat attachment for Tiny, Villa, Privy & Camping 25** Reduces the seat area and can also be used by little ones.

660548 49,90

④ **Organic drain cleaner with citrus fragrance** Prevents crystallization. Prolongs the life of the urine drain. **pack of 5**

660550 17,90

⑤ **Separett absorber** During operation, the absorbent cloth absorbs moisture that collects at the bottom of the waste bag and provides fresh odor. **2 pcs.**

660559 10,90

⑥ **Compostable waste bags** For separation toilets up to 35 liters faecal tank volume. **Roll with 10 pcs.**

660549 17,50



SEPARATING TOILETS, COMPOSTING TOILETS



OGO® –

Compact separating toilet with electric agitator

New agitator
Optimized container



- Dry separation toilet with composting function
- Urine bottle 9 l with screw cap
- Electric 12 V fan (pre-assembled)
- Connection of large tank or duct possible

Thanks to its cubic design and pure white finish, the OGO® is a true design object. The electric mixer no longer needs a crank handle and the separately removable solids container simplifies emptying. The OGO® works without water or chemicals and is odorless and environmentally friendly. With LED that lights up when the fill level approaches the maximum. Weight: 11.6 kg. Dimensions: L 38.1 × W 40.6 × H 46.7 cm.

660519

1550,-



1400,-

Nature's Head® Separating Toilet

- Dry separation toilet with composting function
- Urine bottle 8.3 l with screw cap
- 12 V fan (pre-assembled), 1.8 m cable, fuse for connection to a battery
- comfortable standard rotary handle wheel
- 2 mounting brackets and screw nuts for floor mounting (screws for wooden floor included)
- Spray bottle for vinegar solution for cleaning the separation toilet
- 1 coconut brick for immediate use

Nature's Head® separation toilet with space-saving spinning wheel. The toilet has a 12 V connection for the built-in fan. If it is to be operated on 220 V mains, an additional 12 V power supply unit must be ordered. Mounting brackets, fuse, fuse holder, agitator, rotary handle and a 1.5 m vent hose are included in the delivery.

Nature's Head® Separating toilet	660500	1400,-
Coconut fiber brick starter pack. 3 piece	660502	9,95
Liquid container as spare part	660501	86,95
Grill - serves to cover the exhaust air opening from the outside.		
If the exhaust air is routed to the side.	660503	5,95
Carbon filter	660509	74,95



HIGH LIGHT

No water consumption -
no chemicals

Composting toilet

- Dry compost toilet in compact design
- Safe separation of solids and liquids
- Solids container with lid and 7.5 liters volume
- Liquid container with cap and 8 liters volume
- Upper and lower unit are connected with 3 latches
- Robust design - loadable up to 200 kg

Separating toilet consisting of top unit and bottom unit. Dimensions (HxWxD): 44.0 x 34.5 x 51.5 cm. Weight: 8.2 kg **660510 399,-**

Toilet starter set: 2 biodegradable toilet rolls, 1 solid waste container (also for storing the litter), coffee grounds and 2 compostable trash bags.

	660511	31,95
Coffee grounds, 250 g.	GP* 27,80 / 1 kg	660512 6,95



Mobile toilets for use on the road

Camping folding toilet for on the road

- Quickly ready for use
- Space-saving & lightweight
- Hygienic with bag
- Without chemistry
- Robust and solid construction
- Non-slip rubber feet
- Incl. 30 pieces recycled bags
- Attaching the bag to the toilet seat instead of the frame



32,90



Quickly ready for use - ideal for on the road! The mobile camping toilet for on the road is quickly unfolded and ready for use. With 30 recycled bags that can be securely fixed with the plastic ring. Black frame, white seat. Special fixing ring. No need to attach the bag to the frame. Loadable up to 150 kg. Seat height: 41cm, dimensions opened: H 41 x W 35,5 x D 44 cm, dimensions closed: H 73 x W 35,5 x D 9 cm, weight: 1,68 kg

66065 32,90

100% recycled plastic bags 30 pieces, size: 45 x 50 cm

660506 4,75



Mobile bucket toilet with removable lid

- Sustainable
- Waterless use
- Lightweight & space saving

The bucket toilet is very lightweight, space-saving and transportable. It is made of plastic, which makes it easy to clean. With removable lid. Maximum load: 120 kg.

For multiple use, simply use the Miscanthus Pellets (item 660504) to absorb liquid and neutralize odors. Volume: 19L. Dimensions: H 37 x D 31 x W 31 cm, weight: 1.0 kg

660505 16,95



Folding camping toilet mini


- Very light - only 1.8kg
- Foldable, therefore practical to stow away
- Incl. 12 bags, toilet paper holder and carrying bag
- Loadable up to 150kg

Lightweight and foldable camping toilet in black, dimensions folded (L x W x H): 350 x 292 x 76 mm, seat height approx. 320mm, color: black, weight approx. 1,8 KG. Material: ABS.

Scope of delivery: camping toilet mini, toilet paper holder, 12 toilet bags and practical carrying bag included.

Suitable toiletry bags to reorder: 660553 or 66369

660507 29,95



Demountable bucket toilet

- Demountable and practical to store
- Soft-close system
- Toilet paper holder
- Loadable up to 150kg

Demountable bucket toilet, with soft-close system, toilet paper holder and storage compartment, made of sturdy plastic, with removable 7 l bucket, ideal for camping, caravanning and boats, demountable and thus space-saving storage, color grey. Dimensions: 50x42x24/40cm.

Scope of delivery: toilet, incl. seat, lid bucket, toilet paper holder.

660508 64,90



Mobile toilet with removable bucket

- Ideal for camping, caravanning and garden
- Removable 7 l bucket with handle + lid
- Clean use, simply sprinkle with peat or sawdust - thus compostable
- Hygienic plastic, practical carrying handles

Maximum load: 150 kg. Dimension: L 50 x W 42 x H 38/78 cm. Weight: 2.65 kg. Color: grey.

66051 24,90



24,90

BUCKET AND FOLDING TOILETS

BRUNER



Modern, portable Optiloo bucket toilet

- Seat and lid can be folded separately
- Removable bucket with lockable lid
- With toilet roll holder
- Sturdy construction made of durable PP

Modern, portable bucket toilet with comfortable seat height. Bucket capacity 7L. Includes toilet roll holder.

Technical specifications: Width: 415mm, height: 430mm, length: 390mm. Seat height: 43cm. Material: PP. Weight: 2.4 kg. Rinse water level indicator: no. Holding tank level indicator: no. Holding tank capacity: 7l, color: grey

660513

78,50

MADE IN GERMANY

Camp4
OUTDOOR FASCINATION



Miscanthus bedding (3.5 kg) for dry separation toilets

- 100% biodegradable
- Very high absorbency
- Odor-binding
- Low dust & allergy friendly

Extremely absorbent miscanthus litter in pellet format. Covers the solids and prevents the formation of odors. It is also used for composting and is 100% biodegradable. Very low dust, therefore especially suitable for allergy sufferers. Bag content 3,5 kg

660504

GP* 4,13 / 1 kg

14,45



Pocket toilets (m/f/d)

- Mini toilets ready for immediate use
- Discreet, safe and hygienic
- Environmentally friendly
- Disposal via general waste

Discreet, safe, hygienic and odor-binding. A fine-grained granulate in the Taschen toilet absorbs up to 1000 ml of urine and solidifies it into an odorless gel. Disposal can be done via the general waste. With refreshing towel.

Roadbag for men and boys
66367 2,95

Ladybag for women and girls
66368 2,99

Superbag for each 10 l bucket. Also suitable as a waste bag for separation toilets.
66369 3,70

Bucket not included



Mobile folding toilet from cardboard

- Small and lightweight, space-saving storage
- Unfold flat again if needed
- Simply hang in bag with absorbent insert

Folding toilet incl. 12 hanging bags. Dimension: approx. L 27 x W 27 x H 47 cm.

66287 44,90

Hanging bag set (12 pieces with absorbent insert).

66288 18,90



Yachticon

Folding toilet

- Foldable and therefore space saving
- Easy to transport
- Can be used almost everywhere
- No water consumption
- Including 6 bags
- Carries 120 kg body weight

Due to its folding function, this mobile toilet is very easy to store and transport. Simply unfold the frame and you're ready to go, anytime, almost anywhere. Even more, no water is necessary, the bags included in the package are simply changed. We also offer bags to buy in packs of 12.

Load capacity: 120 kg body weight, Material (seat): plastic, Material (legs): Steel, Size: 39 x 40 x 46 cm, Seat height: 46 cm, Diameter steel frame: Ø 21 mm, weight: approx. 2.6 kg

Folding toilet 66071 37,10

Bag pack of 12 66057 5,95



Silicone toilet brush

- Effective cleaning
- Long life cycle
- Mounting without drilling

With adhesive holder, dimensions:

W 10 x H 41 cm

663211 8,95



Toilet brush holder with suction cup

Perfect hold due to rotating mechanism.

Dimensions: 9.3 x 12.2 x 44 cm

White 66574 11,95



Silicone Toilet brush

- Effective cleaning thanks to silicone bristles
- Attachment without drilling
- Long life cycle
- Integrated toilet cleaner dispenser

With adhesive holder, drip tray and integrated toilet cleaner dispenser in the brush neck. The brush neck can be filled with toilet cleaner. There are two pressure points in the handle that pump the toilet cleaner into the brush head as required.

663213 10,95




9,90



Narrow toilet brush

with holder for all camping toilets. Incl. Adhesive tape for mounting.

White 66315 9,90



Toilet brush

cleans right into the tank, without scratching it.

White 66321 11,50



9,95

Toilet brush with holder

Dimensions: 8 x 23 x 7.5 cm

White 663210 9,95



WC oil

Lubricates seals, valves and the moving parts of the toilet. Removes salt, lime and other deposits. Neutralizes odors.

0,1 liter 61462 9,95
GP* 99,50/ 1 Liter



Orange Intensive Cleaner

Environmentally friendly. Removes rain streaks, stubborn dirt and grease.

0.5 liters 66397 14,50
GP* 29,00 / 1 Liter



Wet toilet paper

Easy Flush toilet wipes. Quickly soluble. With panthenol - extra gentle and sensitive, ph-skin neutral, fragrance-free and 100% biodegradable. Ideal complement to dry paper.

44 pcs. 66399 5,10



Pury Blue

Sanitary liquid for camping toilets and holding tanks. Helps decompose feces and toilet paper. Prevents the formation of unpleasant odors. Keeps tanks clean.

2 liters 61419 15,50
GP* 7,75 / 1 Liter



Pury Green

Sanitary liquid produced according to ecological criteria for camping toilets and holding tanks. Against odor, starts decomposition.

2 liters 61420 15,50
GP* 7,75/ 1 Liter



Pury Rinse

Cleans the flush water tank of the toilet with citric acid. With lavender oil for fresh smell. Removes water scale, lime and other sediments.

2 liters 61418 13,50
GP* 6,75/ 1 Liter



Pury Grey

Keeps grey and waste water tanks clean and prevents rotting odors. Formaldehyde-free. Suitable for sewage treatment plants.

2 liters 61421 13,50
GP* 6,75 / 1 Liter



SANITARY ADDITIVES

FOR FLUSHING WATER AND WASTE WATER



① **Camp4 All-Green 2 liter bottle.**
Sanitary liquid produced according to ecological criteria for camping toilets and holding tanks. Against odor, starts decomposition.
For distribution in Europe
(D, FR, IT, ES, SE, FIN, NO)
62085 GP* 8,45 / 1 Liter **16,90**
620850 Pallet with 240 pieces **2800,-**
Achtung: H319

② **Camp4 All-Blue 2 liter bottle.** Sanitary liquid for camping toilets and holding tanks. Decomposes feces and toilet paper, prevents unpleasant odors and keeps tanks clean.
For distribution in Europe
(D, FR, IT, ES, SE, FIN, NO)
62083 GP* 8,45 / 1 Liter **16,90**
620830 Palette mit 240 Stück **2800,-**
Caution: H302, H315, H317, H318, H332, H334, H335, H341

③ **Camp4 All-Rinse 2 liter bottle.** Cleans flushing water tanks in mobile toilets and provides fresh Odor. Removes scale, limescale and other sediments. Contains care products for sliders and rubber seals.
For distribution in Europe
(D, FR, IT, ES, SE, FIN, NO)
62081 GP* 7,25 / 1 Liter **14,50**

④ **Camp4 toilet paper**
Quickly soluble, not perfumed. 2-ply. 4 rolls of 250 sheets.
66334 **3,50**
663341 Palette mit 480 Stück **1499,-**

⑤ **Camp4 All-Chem Sachets**
• Sanitary sachets for waste water tanks and mobile toilets
• Decomposes organic waste and toilet paper
Application: Add one 30 g sachet to a 20 liter tank. For mobile toilets add 2 liters of water, for cassettes add 3 liters of water.
Contents: 15 x 30g.
For distr. in Europe: DE, FR, IT, ES, SE, DK, NL, FIN, NO, AT, CZ, EST, PL, PO, SLO.
Available from Q2/2025.
Sachets Green 62102 17,50
Sachets Blue 62101 14,90
Danger: H318, H315, H400

⑥ **Camp4 All-Clean**
• 2 liters of sanitary concentrate
• 2 in 1 solution: suitable for Rinsing water and holding tank
• Distribution in Europe incl. Scandinavia
• Without biocides
Specially designed for mobile toilets. Promotes the decomposition of feces and toilet paper. Prevents deposits. Reduces gas and bacteria formation. With a pleasant fragrance. Dosage: Holding tank: 100 ml/10 l tank volume Rinse water tank: 50 ml/10 l rinse water. For distr. in Europe (DE, GB, FR, IT, ES, SE, NL, NO)
61094 GP* 9,35 / 1 Liter **18,70**
Warning: H315, H318, H400, H410

Hygienically clean, free from aggressive chemicals

Microbiological sanitary additives from awiwa®: Strong against odors and dirt, gentle on the environment.

For distribution in Europe: DE, FR, NL, GB, ES, IT, CZ

① awiwa® fresh - Waste water tank additive

The concentrate contains natural microorganisms, is free from chlorine or aggressive chemicals and is therefore harmless to humans, animals and the environment. Used regularly, it eliminates unpleasant odors that arise in the grey water tank. The waste water additive prevents dirt and grease deposits in the tank and pipes.

Consumption: 20 ml per 20 l tank capacity.

1.0 liter 66381 15,95



② awiwa® wc mobile - Toilet add-on

Decomposes faeces and toilet paper and thus ensures splash-free emptying of the holding tank. No unpleasant odors. Chemical-free for environmentally conscious disposal.

Consumption: Portable toilets (up to 20 l tank capacity): 50 ml

Larger tanks: Adjust dosage accordingly and add approx. 5 l of water. Do not combine with WC chemicals.

1.0 liter 66378 22,95

③ awiwa® flush - Rinsing water additive

For toilet systems with separate flush water tank. Keeps the rinse water clean, ensures even rinsing and a fresh fragrance. Particularly gentle on rubber seals, sliders and plastic and ceramic bowls.

Consumption: 50 ml per 15 liter rinse water tank.

Do not use at the same time as other chemical toilet additives.

1.0 liter 66379 22,95



④ awiwa® flush spray - WC bowl spray

For toilets with central flush water tank. Ensures hygienic cleanliness and even flushing in the toilet. Forms a protective layer so that residues stick less to the toilet bowl.

Usage: Spray directly into the toilet bowl before or after using the toilet.

Do not use at the same time as chemical sanitary fluids.

0.5 liters GP* 25,90 / 1 Liter 66380 12,95

MikiGREEN detergent



① OUTDOOR. MOBILE TOILET. - Concentrate Microbiological concentrate for cassette toilets, pipe systems and tanks. 1 bottle gives 12 fillings. Odorous substances and deposits are thoroughly and sustainably broken down. The effect unfolds in the entire wastewater system.

500 ml GP* 33,00 / 1 Liter 66371 16,50

② KITCHEN. WINDOWS. BATHROOM & FLOOR. - Concentrate Microbiological cleaner for kitchen, windows, bathroom and floor. Thoroughly and sustainably cleans windows, glass, wood, stainless steel, tile, plastic, ceramic, laminate, marble and more. 1 bottle makes 9 liters.

300 ml GP* 49,83 / 1 Liter 66372 14,95

③ LIME AWAY. BATHROOM & KITCHEN. - Concentrate Microbiological extra power formula for the bathroom, kitchen, at home and on the road. Thoroughly and sustainably removes stains on glass, tiles, stainless steel, ceramics and much more. 1 bottle makes 9 liters.

300 ml GP* 49,83/ 1 Liter 66373 14,95

④ Spray bottle - For 300 ml content For practical mixing of mikiGREEN® household concentrates. Bottle is supplied without contents.

66374 9,50

Solbio sanitary additive



- 4 in 1 sanitary fluid
- 100 % organic
- 100% plant-based
- Fully & quickly degradable
- Economical use
- Natural essential oils
- No colorants
- Scents of eucalyptus and mint
- Without chemicals or synthetic additives

As a cleaning agent or to refresh the fecal, flushing water and waste water tank.

Also for grey water tanks

For distr. in Europe: EN, DE, FR, NL

0.8 liters GP* 24,50 / 1 Liter 66388 19,60

1.6 liters GP* 17,19 / 1 Liter 66396 27,50

NEW 3.0 Liter GP* 16,50 / 1 Liter 663961 49,50

10.0 liters GP* 15,50 / 1 Liter 66357 155,-

For Scandinavia:

1.6 liters GP* 17,19 / 1 Liter 663960 27,50





WC care and cleaning

NEW



Super Rinse - For the clean water tanks of portable. A perfumed liquid (eucalyptus) that prevents limescale deposits in the waste water tank; ensures complete and effective draining without leaving traces of dirt; optimizes water consumption. Also available as a concentrate.
Caution: H319, H400, H411

Super Kem Sachets - Version of a powdery, decomposing and fragrant cleaning agent. One can contains 15 Super Kem sachets of 30 g each. Eucalyptus fragrance. Danger: H317, H318, H410

Super Kem Blue - Cleaning agent for cassette and portable toilets. Accelerates decomposition and reduces the formation of gases and unpleasant odors even at high temperatures. Eucalyptus fragrance. Also available as a concentrate. Danger: H317, H318, H410

① Super Rinse, 2 liters	GP* 5,90 / 1 Liter	663113	11,80
② Super Rinse Concentrate, 750 ml	GP* 15,73 / 1 Liter	663114	11,80
③ Super Kem Sachets, 15 pieces		663112	19,90
④ Super Kem Blue concentrate, 750 ml	GP* 19,20 / 1 Liter	663111	14,40
⑤ Super Kem Blue, 2 Liter	GP* 6,20 / 1 Liter	663110	12,40

THETFORD WC care and cleaning



Danger



WC cleaner

Attention



Danger



6,95

Danger

Grey Water Fresh Concentrated
Additive for grey / waste water tanks. Reduces the formation of deposits in the tank. Prevents unpleasant odors from the drains.
780 ml 663171 13,50
GP* 16,88/1Liter
Danger: H302, H318, H410

Toilet Bowl Cleaner
Thoroughly cleans the inside of the toilet and is safe to use on plastic or ceramic materials. Its descaling property easily removes dirt and lime deposits.
750 ml 66332 8,50
GP* 11,33/1Liter
Danger: H319

Duo Tank Cleaner Concentrated
Cleaner for the holding tank and grey water tank. Removes limescale, incrustations and grease deposits. No scrubbing necessary! For the holding tank. 4 applications per bottle.
780 ml 66363 12,95
GP* 16,19 / 1 Liter
Danger: H314, H412

Care spray
Care products for seals. A lubricant for regular care, preservation and lubrication of seals, locks, hinges, awning rails, bicycles. etc.
200 ml 61425 6,95
GP* 34,75/1 Liter
Danger: H222, H229



WC paper seats
For a safe hygiene feeling

10 pieces	96060	1,50
25 pieces	96061	2,30



Airtune Smellstop
Odor remover for the acute elimination of unpleasant odors. Neutralizes by destroying the odor molecules that cause it. Fast-acting, extremely economical - sufficient for approx. 200 applications (with 3 sprays per appl.)
92429 13,95
GP* 139,50/ 1 Liter



Toilet paper FIAMMA Soft
2-ply toilet paper for portable and fixed toilets. Fast dissolving, no clogging.
6 rolls 66339 6,50

WC additives for the holding tank

Aqua Kem Blue Sachets

Dosing bags dissolvable in water in resealable package. Odorless and easy to use. Reduces odor and gas generation and liquefies solids for easy disposal.

① 15 sachets in the tin

660031* 19,90

Hazard: H302, H315, H318, H332, H400, H412

Aqua Kem Blue Concentrated

Two and a half times concentrated sanitary-liquid. More power per drop, lightweight and space saving compared to the unconcentrated product.

② Lavender concentrate (lavender scent)

780 ml 663909* 17,50
GP* 22,44 / 1 liter

③ Aqua Kem Blue Concentrate

780 ml 663079* 17,50
GP* 22,44 / 1 Liter

④ Eucalyptus concentrate

780 ml 66358* 17,50
GP* 22,44 / 1 Liter

Hazard: H302, H318, H400, H412



Danger



Danger



Danger



Danger



17,50

THETFORD
Loving leisure

THETFORD
Loving leisure



ECO

Aqua Kem Green Concentrated

Concentrated sanitary liquid. Practical, very effective, dual-concentrated liquid for cassette and camping toilets. Aqua Kem Green Concentrate

780 ml 66355* 16,90
GP* 21,67 / 1 Liter

Danger: H318



Danger

16,90

WC additives for the holding tank



Danger

Powerpods Blue

Liquefies fecal matter for easier tank emptying, Reduces gas formation 20 pods in the pack

66364* 24,50
Hazard: H335, H400, H412, H302, H315; H318, H317



ECO



Attention

Powerpods organic

New innovative microorganism technology, Liquefies solids for easier tank draining

20 pods in the pack 66365* 24,50
Warning: H319, H412

Suitable for the following countries: EN, DK, DE, ES, FI, FR, IT, NL, NO, PT, SE, PL



Thetford Aqua Soft toilet paper

3-ply fast dissolving toilet paper. Prevents clogging. Very soft to use, low consumption.

4 rolls of 225 sheets 663100 4,90

Pallet with 270 pieces 663101 1250,-

Additive for the rinsing water

① **Aqua Rinse Spray**

Forms a protective layer in the toilet bowl and effectively prevents staining. Designed for toilets connected to the central water tank of the vehicle, because here it is not possible to use flushing water additive. Suitable for holding tanks (test ISO 11734)

500 ml 66028* 6,50
GP* 13,00 / 1 Liter

② **Aqua Rinse Concentrated**

Concentrated liquid. Practical, very effective, dual-concentrated liquid for cassette and camping toilets. With lavender scent.

780 ml 66029* 14,50
GP* 18,59 / 1 Liter

Danger: H317, H319



①



THETFORD
Loving leisure

②



14,50



Attention

SERVICE DOORS AND ACCESSORIES



Carrying bag for toilet cassette and other storage options

Carrying bag not only for discreet handling of toilet cassettes at the campsite and for storage of second cassettes. Due to its new, almost waterproof design, the bag can also be used for wet items, such as towels or children's toys. The bag is easily washable.

Suitable for C 200 + C 250	approx. 35 x 25 x 45 cm	66291	47,50
Suitable for C 400	approx. 23 x 23 x 63 cm	66292	49,95



Water filling flap for Cassette toilets C262 CWE and C224 CW

- Available in 2 frame colors
 - With lock
 - Cutout size: 349 x 296 mm
 - External dimensions: 385 x 335 mm
 - For wall thicknesses from 23 - 39 mm
- | | | |
|---------------------|--------------|--------------|
| Pure white RAL 9010 | E7337 | 49,95 |
| Fiat Bianco | E7338 | 49,95 |



Service door 3 for removing the fecal cassette

THETFORD

Portrait and landscape mountable



- Service flap with frame for filling
- Locking by 1 push button and 1 lock handle incl. ZADI lock cylinder
- Available in 4 frame colors
- Cutout size: 349 x 296 mm
- External dimensions: 385 x 335 mm
- For wall thicknesses from 23 - 39 mm

Black	661511	85,-
White	661501	85,-
Light gray	661510	85,-

Further flaps on page 630

Magnetic button for service door 3



- For buses, panel vans and all vehicles with sheet steel outer skin
 - Keeps the flap securely open without additional flap holders
 - Replaces the push button
 - Rubberized against scratches in the paint
- | | | |
|-------|--------------|--------------|
| Black | 67119 | 12,80 |
|-------|--------------|--------------|

i Information on the Drinking Water Ordinance

The "Ordinance on the Quality of Water for Human Use (Drinking Water Ordinance, TrinkwV 2001)" essentially covers the following points:

- Nature of the drinking water,
- Treatment of the water,
- Duties of water suppliers
- Drinking water monitoring

Especially when camping, it is important to keep an eye on a healthy drinking water supply. Two potential hazards show up here, because not only the water at the campsite, but also the water from your water tank can lead to health problems.

In the **Directive 98/83/EC - Quality of water intended for human consumption**, it is agreed that EU countries must regularly control drinking water. In the event of a case, it is country duty to ensure that the water does not contain harmful substances, parasites or microorganisms in a concentration that could become hazardous to health.

However, all these guidelines will not help you much in an emergency. Because you are responsible for your own water tank.

Here are some precautionary tips:

Always briefly check the water quality when filling the water tank.

- Let the water run until the temperature is consistent
- Do a smell test and visual test

If the water meets your requirements, i.e. the water is cold, clear and odorless, you can fill it into the water tank - preferably with your own hose or (fresh water) watering can.

Materials

Section 17 of the TrinkwV2001 describes the requirements for systems for the extraction, treatment or distribution of drinking water. The original parts installed by the various

body manufacturers all comply with this regulation, as do most of the replacement and removal parts offered in the catalog.

Basically, the following applies: All items for water offered in the catalogue are to be considered harmless with proper care and maintenance!

Water disinfection

There are various ways to disinfect the hoses and the water tank and keep them germ-free:

- Drops, powder or tablets for dosing at each tank filling.
- Permanent preparations, such as sponges, which remain in the tank all year.

Most products use silver to disinfect water. You ask yourself, is this really healthy? Here are a few reasons to use silver mesh, drops, tablets or similar.

- An average consumption of 20-80 micrograms is harmless
- Silver is naturally present in soil, sea and river water anyway
- Silver stops or slows down the multiplication of mold and bacteria
- Silver is toxic to many microorganisms
- Various food colors and preservatives contain silver

In addition, you can still use a filter, for example, with activated carbon. Among other things, these effectively filter silver and heavy metals from drinking water.

Our hint:

The disinfection products are tested and harmonize with the offered hoses, seals, tanks and pumps. For the safety reasons, please do not rely on home remedies and DIY solutions!

(Source CWI)

Connection system for toilets instead of the holding tank - with chopper pump

- Chopper pumps for installation in existing cassette toilets
- Control via supplied switch
- Can be dismantled again at any time

For converting cassette toilets into chopper toilets. It is mounted directly under the slide opening instead of the cassette. For hose diameter 25 mm. Can be dismantled at any time.

For Thetford C2/C3/C4



for Thetford C2/C3/C4	66251	718,-
for Thetford C200/C250/C260	66252	718,-
for Thetford C400	66254	718,11
for Dometic CT 4..	66269	729,-



For Dometic CT 4..

ATTENTION: Swivel toilet bowls must be additionally secured.

Direct duct connection for cassette toilets

- No more emptying the tank
- No more chemistry needed



For Thetford C400 and C500

Direct connection of the toilet to the public sewer system. For connection to HT pipe 100(Ø approx. 110 mm) with fixed pipe or flexible hose HT-100. Can be dismantled at any time.

for Thetford C400	66243	288,-
for Thetford C2/C3/C4	66297	221,-
for Thetford C200/C250/C260	66298	344,-



Flexible connection hose for connecting the toilet with the sewer connection valve and the drain pipe of the public sewage network. Size: HT 100(Ø approx. 110 mm). Length: 80 cm. Ideal for tight spaces where a solid pipe can be laid.


Flex hose HT-100 66290 90,90

Flexible connection hose HTDN-75 for vehicles with vehicle carrier if there is a vehicle carrier underneath the built-in toilet which blocks the drain outlet. This allows you to bypass the vehicle carrier. The length is 80 cm when extended.

Flexible hose HTDN-75 66296 92,90

Inst. instr. for chopper pumps & waste water connections

After removing waste-holding tank, circuit with toilet's flush pump is interrupted. To restore this, it is important to use a supplied plastic bridge (Fig. 1) in front of the pump switch in the housing (Fig. 2) to clamp. This illustration shows the installation of a waste water connection. The same action must be taken when installing the chopper pumps!



City water flush for Dometic and Thetford toilet

Use this to connect your toilet to the city water system on your campsite. With servo-controlled 12 V solenoid valve and flow rate valve, with which the flow rate can be individually adjusted. This city water flush is connected to the flush switch of the toilet and is also controlled by it. Your advantage: you no longer need to fill a flush water tank

66366 252,-



Disposal aid for WCs

The practical emptying aid for home. The emptying aid enables the waste-holding tank to be emptied cleanly without splashing. Odors are retained. Dimensions. 430 x 380 x 60 mm.

Black	660556	69,90
White	660557	69,90



Technology replaces chemistry

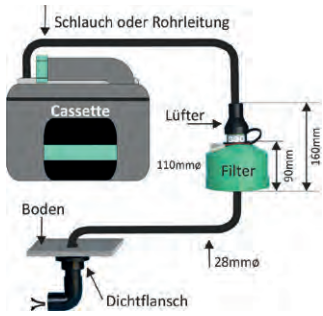
SOG® vent for Clesana welded toilet



	Door option white	Door option light grey	Door option dark grey	Door option black	Floor-option	Conversion kit for Cassette toilet on Clesana welding toilet
Art. no.	662223	662224	662225	662226	662227	662228
Price	205,-	205,-	205,-	205,-	205,-	29,90

NEW


WC VENTING SYSTEMS



change 1 x per year

SOG Carbon filter
Optimal filter technology ensures excellent neutralization of the discharged odors.

Spare coal-filter SOG



Replacement cartridge SOG II	662347	39,-
Replacement carbon filter SOG	66225	12,95

SOG® + SOG® II Type D - for all Thetford C 400

Door option white	Door option light grey	Door option dark grey	Door option black	Floor-option	Connection for second cassette
Art. no. 66227	662272	662271	662273	662344	662351
Price 205,-	205,-	205,-	205,-	205,-	5,20



also Thetford 402/403

SOG® + SOG® II type G - for all Thetford C 500

Door option white	Door option light grey	Door option dark grey	Door option black	Floor-option	Roof-option	Connection for second cassette
Art. no. 66210	66293	66294	66205	662348	66295	662232
Price 205,-	205,-	205,-	205,-	205,-	205,-	17,50

The pressure relief valve on the cassette is replaced.



SOG® + SOG® II Type A - for Thetford C2/C3/C4

Door option white	Floor-option	Connection for second cassette	
Art. no. 66220	66234	66221	
Price 205,-	210,-	17,50	

SOG® II Type C - for Thetford Porta Potti & Dometic 970

Door option white	Floor-option		
Art. no. 662340	662342		
Price 205,-	205,-		

For portable toilets

SOG® TT - Venting for dry separation toilets

	Door option white	Door option light grey	Door option dark grey	Door option black
Art. no. 662210	662211	662212	662213	
Price 205,-	205,-	205,-	205,-	



SOG TT

SOG® Spare fan as a spare part.	Spare hose	
for wall/door 66239 99,-	① Type B+G and A+C until 2009 E997 12,30	
for floor 662392 99,-	② Type D,F+3000A and A+C as of 2009 E4603 9,20	
for roof/fixed tank 662391 99,-		

SOG® Spare housing Outer casing in	Closures	
White E4200 35,-	③ for type A, B, C, G and H E982 9,20	
Light grey E5656 35,-	④ for type A from '09, F, 320S & 3000 A E8877 9,20	
Dark gray E5657 35,-		



Technology replaces chemistry

SOG® WC - Ventilation - No chemicals, no odor

With a special exhaust fan 12 V/0.84 W.

This extracts the unpleasant odors and directs them outdoors through an carbon filter. Supplied with all accessories and installation instructions.

Choice of door/roof or floor ventilation

SOG kit® II (floor ventilation)

No change to the outer walls!!! Up to 3 m hose length possible

The completely neutralized gases are discharged via the floor.

Dimensions filter: Ø 11 cm, height 9 cm, total height with fan: 16 cm



Kit SOG® (door / or roof ventilation)

The gases are discharged through the service flap or the roof.

Use of chemicals is unnecessary.

SOG® + SOG® II Type 3000A - for all Dometic CT 3000 + CT 4000

Door option	white	light grey	dark grey	black	Floor-option	Roof-option	Connection for second cassette
Art. no.	66236	662371	66237	662372	662346	66238	66235
Price	205,-	205,-	205,-	205,-	210,-	205,-	17,50



SOG® + SOG® II Type 320S - for all Dometic SANE0

Door option	white	light grey	dark grey	black	Floor-option	Roof-option	Connection for second cassette
Art. no.	662352	662353	662354	662361	662350	662355	662234
Price	205,-	205,-	205,-	205,-	210,-	205,-	17,50



SOG® + SOG® II Type B - for Thetford C 200

Door option	white	light grey	dark grey	black	Floor-option	Roof-option	Connection for second cassette
Item no.	66222	E1839	662221	662222	662341	66226	66223
Price	205,-	205,-	205,-	205,-	210,-	205,-	17,50



SOG® + SOG® II Type H - for Thetford C 220

Door option	white	light grey	dark grey	black	Floor-option	Roof-option	Connection for second cassette
Art. no.	662356	662357	662358	662360	662349	662359	66221
Price	205,-	205,-	205,-	205,-	210,-	205,-	17,50



For Thetford C 223 and C 224

SOG® + SOG® II Type F - for Thetford C 250/C 260

Door option	white	light grey	dark grey	black	Floor-option	Roof-option	Connection for second cassette
Art. no.	66218	662182	662181	662183	662345	66219	662231
Price	205,-	205,-	205,-	205,-	210,-	205,-	17,50





Ventilation systems Thetford

For cassette toilet C-402
Prevents the development of unpleasant odors in the motorhome or caravan. Ventilation takes place through the floor. Consists of hose and gasket. (w/o. Fig.) **66146 9,50**

For cassette toilet C-200
Simply replace the existing valve with the vent valve and route the hose to the outside. **66147 49,95**





Retrofit fan for C-250 and C-260

The automatic fan directs all odors from the waste tank automatically and odorlessly through a filter to the outside.

For cassette toilet C-250 66017 175,-
For cassette toilet C-260 66018 175,-

Spare parts cassette toilets C2, C3, C4 and C200



Cassette	① Toilet lid incl. toilet seat	③ Level indicator	④ Flushing pump	⑤ Rinsing hose	⑥ Flushing head	⑦ Drainage pipe		⑧ Water filler neck	⑨ Screw-cap f. ⑧	⑩ Shut-off block	⑪ Fuse 3 A	⑫ Magnet-valve	
C2	-	-	66163	-	66197	66192	right 66171	left 66165	66164	66180	-	66184	-
C3	-	-	-	-	-	66192	-	-	-	-	-	66184	-
C4	-	-	-	66158	-	66192	-	-	66164	66180	66159	-	-
C200CS	-	-	-	-	-	-	-	-	-	-	-	66184	66191
C200CW	-	-	66163	-	-	-	-	-	-	-	-	66184	-
Price	-	-	63,50	27,-	20,50	56,60	30,50	30,50	37,-	6,90	32,60	5,90	69,90


For Cassette C200 CS / C200 CW



Solenoid valve C200 **66191 69,90**




Sliding handle C200 **66193 29,95**



① **Holding tank for C200 complete as spare or second tank for WC without external ventilation 66173 267,- for WC with external ventilation 66172 258,-**

For cassette C2/C3



	② Drainage nozzle	③ Screw cap with dosing unit	④ Automatic venting - valve as of yr. 6/93 Normal discharge Exterior vent.		⑤ Slider cover plate	⑥ Float f. Level indicator	⑦ Gate valve gasket until YOC. 2000	⑦ Gate valve gasket from YOC. 2000	⑨a Ventilation button complete	⑨b Ventilation button	⑩ Seal	⑪ Swimmer under ⑩
C2/C3/C4	66187	66174	66185	-	66177	66178	66160	66188	661891	66189	66198	66183
Price	16,60	13,10	22,10	-	12,40	9,10	20,90	20,90	22,10	8,25	7,70	8,40
C200	66187	66174	66185	E804	66177	66179	66188	66188	-	66189	-	-
Price	16,60	13,10	22,10	21,60	12,40	9,10	20,90	20,90	-	8,25	-	-

Spare parts Porta Potti (PP) until 2011 & Porta Potti from 2011 (PP*)



① Toilet lid and seat		
For PP* 335, white	E7283	43,20
For PP* 145/165/345/365, white	7279	43,20
For PP* 565/Excellence, white	E7287	43,20
For PP* 565/Excellence, granite	E7260	43,20
② Flushing pump, manual		
For PP 145/165/335/345/365 until 2011 and PP* 145/165, grey	66088	18,-
For PP* 345/365, white	E7275	51,60
For PP* 565/Excellence manual, white	E7257	51,60
③ Electric pump		
For PP 465E, granite	66034	98,-
For PP* 565/Excellence, grey	E5464	183,-
④ Screw cap for fresh water tank		
For PP 145/165/335/345/365, white	66050	28,50
For PP 465E, white	66031	7,50
For PP 465E, granite	66032	7,50
For PP* 145/165/335/345/365, white	E7284	8,10
For PP* 145/165/335/345/365, grey	E7289	20,40
For PP* 565/Excellence, white	E7283	43,20

⑤ Ventilation button		
For PP* 145/165/335/345/365/565/Excellence	E7268	8,30
⑥ Slide seal		
For all Porta Potti (all buys)	66080	15,40
⑦ Drainage nozzle		
For PP 145/165 until 2011	66060	20,50
For PP* 145/165/335/345/365, grey	E7290	20,80
For PP* 565/Excellence, grey	E7269	21,40
⑧ Pressure relief valve		
For all Porta Potti (all years of construction)	66081	6,60
⑨ Screw cap for waste water tank		
For all Porta Potti, except 565/Excellence, yellow	66174	13,10
white	66175	12,50
grey	E5214	13,10
For PP* 565/Excellence	E7267	13,10

* Article with the asterisk suitable for Porta Potti from 2011 model incl. models Porta Potti Qube.

Pump-conversion kit

Exchange-Piston pump for Porta Potti until 2011. Original spare part incl. assembly instructions.



PP 335, white	E4481	40,95
PP 345, 365, white	E1627	51,60
PP 345, 365, beige	E4480	51,60

Floor mountings



Kit Porta Potti 335 and 365



Kit Porta Potti 565

Hold Down Kit

Fasteners for secure storage of Porta Potti toilets.

For PP 335 from 2011	660073	19,95
For PP 365 from 2011	660074	19,95
For PP 565	660075	39,95

Spare parts C 500

Slide seal	66188	20,90
Holding tank left	E4202	268,-
Holding tank right	E4201	268,-


Spare parts for C 250/C 260



① Holding tank for C 250/C 260		
complete as spare or second tank	66130	263,-
② Cap for drain nozzle, grey	E5214	13,10
③ Operating button for slide cover	66194	10,40
④ Gate valve seal C 250 / C 260	66188	20,90
⑤ Vent button	66189	8,25
⑥ Slider cover plate	E2728	5,99
Round cover on wastewater gate valve (not shown)	E2440	7,10
⑦ Wheel set, per pair	E2846	39,50
⑧ Replacement carbon filter for C 250	66001	18,95
⑧ Replacement carbon filter for C 260	66002	19,95
WC seat and cover for C 260 (not shown)	E5217	139,-

More spare parts: www.reimo.com

Spare parts for C 400



① Holding tank for C 400 complete as spare or second tank		
Left	66162	267,-
Right	661621	267,-
② Vent valve for C 400	66167	7,50
③ Wheel set with holder for C 400	66168	12,50
④ Slide seal for C 400	66188	20,90
⑤ Cap for drain nozzle for C 400	E4650	13,10
⑥ Slider cover plate	E4326	12,40
Round cover on waste water gate valve (not shown)	E2440	7,10

Colors of spare parts may differ from the original part!