



Water
& Sanitary



incl. filter and hose adapter

CARBEST

INNOVATIONS FOR MOBILE LIFE

3-chamber pressure water pump – 10 l/min, 2.8 bar

Self-priming. Connection via ½" external thread incl. filter and hose adapter.

Ca. dimensions: L 203 x W 130 x H 123 mm, 12 V, 3.5 A (max. 7.5 A).

62056 94,90



incl. hose adapter

CARBEST

INNOVATIONS FOR MOBILE LIFE

Equalizing tank

Pressure is preset to 1.2 bar and can be increased to max. 8.6 bar. Volume 0,75 l.

Dimensions: H 200 x W 123 x D 114 mm.

Incl. Hose adapter.

650142 24,95



Separating toilet Separett Tiny

- Loadable up to 150 kg
- No water and no chemistry necessary
- Separation tank or holding tank with sight protection
- Energy consumption 0.04 kWh/day
- 5 years manufacturer warranty

Technical data: Holding tank 14.5 l, seat height ca. 44 cm, weight 8.5 kg, dimensions (WxHxD) 398 x 470 x 497 mm.

Separating toilet Tiny with urine canister

Separating toilet with sensor-based, visual indication when the urine canister (7.1 liters) is full. With fecal tank vent Ø 50 mm incl. fan for 12 V or 230 V operation.

Scope of delivery: toilet, exhaust grille incl. insect screen, compostable waste bags, organic drain cleaner. 660542 859,-



Accessories for this toilet can be found on page 815

Mobile shower.....	744 – 745
Water canister & accessories.....	746 – 747
Canister water systems.....	748
Folding canister.....	749
Mobile water tanks.....	750 – 751
Water tanks.....	751 – 755
Water level indicators.....	755
Water care/disinfection.....	756 – 760
Water filter.....	761 – 764
Service flaps.....	765 – 766
Filler necks & accessories.....	767
Water pumps & accessories.....	768 – 772
Hoses & clamps.....	773
Fresh water accessories.....	774 – 778

Waste water-/tank emptying.....	779 – 783
Washbasins & shower trays.....	784 – 787
Bathroom furnishings & accessories.....	788 – 792
Faucets & mixers.....	793 – 803
Shower rods, shower hoses.....	803 – 804
Portable toilets.....	805 – 806
Rotating cassette toilets.....	807 – 809
Cassette toilets.....	810 – 811
Dry/separate toilets, etc.....	812 – 817
Sanitary products/toilet chemicals.....	818 – 822
Chopper pumps & remote discharge.....	823
WC venting systems.....	823 – 825
Thetford spare parts.....	826 – 827

MOBILE SHOWERS, FILLING HOSES



39,90

Ø Pump 44 mm

External battery with switch to turn on and off

Camping shower set with slim battery submersible pump

The slim battery pump fits through many canister openings. It is turned on and off at a separate switch located on the external battery. The battery lasts for about 45-60 minutes of showering pleasure and can be charged via USB cable.

Thanks to the 180 cm long shower hose, the shower is also suitable for tall people. Delivery capacity: 2.2 l/min. Battery with 2200 mA.

Charging time: ca. 2-5 h. Incl. USB cable, suction cup mount

60120

39,90



37,95

Battery shower set with submersible pump

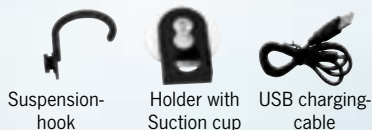
No power connection necessary. The pump is placed in a water-filled vessel and switched on. The battery lasts up to 60 minutes. Shower head incl. suspension with suction cup or hook. Delivery rate: 2.5 l/min.

Hose length: ca. 180 cm.

60 cm charging cable with USB plug for charging on any charger with 5 volt USB output.

60122

37,95



Suspension-hook

Holder with Suction cup

USB charging-cable

Water hoses and accessories



Length: up to 22.5 m

Spray head 7-way adjustable

Flex hose

Expandable water hose, which, when filled with water, expands on its own from 7.5 m to 22.5 m. After use, it contracts again. With 7 stage spray gun and tap connection (for 3/4" and 1"). Weight: 550 g. Material: Thermoplastic elastomer with fabric cover.

65401

24,95



Faucet adapter

for taps up to 20 mm diameter. Locking with hose clamp.

65425

4,95



Connection adapter

for round taps with 15 - 25 mm diameter. Without thread.

65406

13,50



Spray nozzle

65427

1,95



practical transport bag

12V

12 Volt Mobile Shower Set

Operated via the cigarette lighter. Cable 5 m long. With on / off switch. Suction cup for wall mounting, 12 V water pump and 2 m connecting hose to the shower. Incl. Transport bag (PVC)

64136

26,90



12V

Shower set without canister

For all canisters with DIN 96 opening. 12 V, 18-24 W, with submersible pump 12 l/min. 2 m spiral hose. Adjustable shower head. 4 m spiral cable with 12 V plug. In a practical carrying case.

64139

89,95



12V

78,95

12 V shower & canister

With submersible pump 12 l/min, 12 V, ca. 20 W and storage shower with 2 m hose, 20 l canister, 4 m 12V cable. Shower can be turned off, canister size: 29 x 26 x 39 cm.

64132

78,95

Mobile shower curtain with tub



Shower curtain + bath

The shower curtain is guided at the top and bottom of the tub.

The diameter is 70 cm, height 180 cm. With zipper. The tub has a drain on the side.

Moisture cannot penetrate to the outside.

Scope of delivery:

Tub, Curtain & Mounting-material.

Without shower/taps/canisters.

64130

325,40

Transport bag

for travel shower (without fig.) For storage and transport.

64131

38,27



RoadShower - Aluminum solar shower for mounting on the roof rack

- The shower for on the road with a capacity of ca. 26 liters
- Patented design is built tough with welded aluminum construction and a durable powder coat finish
- Incl. stickable thermometer strip for the outside of the tank
- Integrated locking loops allow you to attach the RoadShower to your roof rack
- Universal stainless steel mounting hardware fits all Yakima® crossbars and most other roof racks

The RoadShower is your reliable companion for convenient use of pressurized water in the middle of nowhere. While you are out having fun, the sun heats the water in the tank. Thanks to the thermometer, you will know when a comfortable temperature is reached and can enjoy a hot shower or comfortably clean your dishes.

RoadShower (26.5 liters)

60121

599,-



Shower faucet



Outdoor showers with travel showers



59,95

Battery shower with 10 l folding bucket

Battery pump with ca. 40 min running time when fully charged (ca. 2.0 l/min). Battery 2200 mAh. Charge via USB, battery operation also possible. Hose length 180 cm. Incl. Bag. Dimensions: Ø29 cm, H 17 cm

60123

59,95



20 liters solar shower

with pannier. The sun heats the water up to 40°C. With adjustable stopcock on the large shower head and integrated temperature display. Material: PVC.

60119

21,95



20 liters solar shower

Portable foldable solar shower. The sun heats the water content to about 30 °C in 2-3 hours. Closure at the top and the shower head. With hanging device.

60022

6,95

6,95

TOP
PRICE



12 liter camping shower with foot pump

Portable camping shower with 12 l PVC water tank, foot pump, shower head and hose. (Length: 195 cm). Incl. sturdy pannier. Packing size: ca. 24 x 10 cm.

60057

39,95

WIDE NECK CANISTER FOR THE SMALL WATER SYSTEM

Water canister from 10 to 30 liters with large screw opening DIN 96

All parts of this page correspond to the latest drinking water regulation

Now also
incl. lid

① 10 liters

③ 13 liters

⑤ 19 liters

④ 16 liters

② 12 liters

from 13,20

DIN 96 = opening diameter 96 mm

⑬

⑧ 30 liters

⑦ 25 liters

⑥ 20 liters

⑨ 10 liters

⑩ 14 liters

⑪ 16 liters

⑫ Filling can

10 liters with vent channel and 2 practical handles

White 60035 29,95

⑬ Practical spout for 60035 with 3/4" connection. L 180mm. 600351 8,95

from 21,95

from 17,95

Wide neck canister DIN 96

Supplied **without** sealing cap. Dimensions: D x W x H.

① 10 liters	28 x 17 x 30 cm	60010	13,20
② 12 liters	42 x 12 x 26 cm	60028	21,95

Additionally with 3/4" Thread for outlet tap.

③ 13 liters	28 x 17 x 35 cm	60011	16,95
④ 16 liters	28 x 17 x 41 cm	60012	19,55
⑤ 19 liters	28 x 17 x 46 cm	60013	21,95

Wide-neck canister

DIN 96 with sealing cap

With 3/4" thread for outlet tap, unopened.

Supplied **with** sealing cap DIN 96. Dimensions: DxWxH

③ 13 liters	28 x 17 x 35 cm	60098	16,95
⑥ 20 liters	29 x 26 x 40 cm	60097	21,95
⑦ 25 liters	29 x 26 x 47 cm	60048	27,95
⑧ 30 liters	29 x 26 x 54 cm	60049	32,95

Universal wide neck canister with bow handle

With push-in lid and wide neck thread for accessories DIN 96

With 3/4" thread for outlet tap. Dimensions: D x W x H

⑨ 10 liters	28 x 17 x 28 cm	60032	17,95
⑩ 14 liters	28 x 17 x 40 cm	60033	18,95
⑪ 16 liters	32 x 17 x 38 cm	60034	17,95

We recommend outlet tap 60061.

Canister accessories DIN 96



Ring with cap Locking ring with dust cap DIN 96 for the passage of hoses and cables. 60096 3,95



Closures Cover with gasket. 600150 4,20
Ring for dust caps. 60016 3,90



Dust cap for Locking ring 60016 with hose and cable ducting. 60017 2,50
Sealing ring 60018 1,99



Dust cap special with hose connections, cable gland, seal and ventilation valve (not for 60028). 60019 11,90

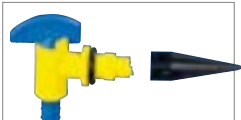


Dust cap special With connections for UniQuick plug-in system, cable gland, seal and ventilation valve (not for 60028). A0820400 10,44

Tank filling



Flexible spout with spiral hose, length: 30 cm 60025 11,90
with flextube L 20 cm, and aeration tap 60068 15,95



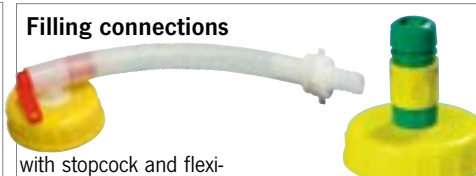
Aeration tap For aeration / deaeration. Simply press the tip into the canister. 60060 7,95



Outlet tap with 3/4" thread 60061 6,95



Tap closure Lid with Stopcock 60026 12,50



Filling connections with stopcock and flexible hose L 30 cm. Incl. Connector for sewage-hose connection, 19 mm 600681 15,95



with Gardena® Connector. 60069 12,95

Combi fresh water canister with integrated handle

Flexible outlet pipe, dirt protected. Incl. cap secured against loss. With spout. L: 20 cm (a), with drain cock (h) Dimensions: D x W x H in cm.

① 5 liters	33.0 x 15.0 x 25.1 cm (a)	60073	15,95
② 10 liters	34,8 x 17,4 x 31,9 cm (a + h)	60074	20,95
③ 15 liters	35.2 x 17.5 x 41.8 cm (a + h)	60078	22,95
④ 20 liters	41.6x 20.3 x 40.8 cm (a + h)	60079	23,95
⑤ 35 Liter	41.5 x 24.8 x 53.7 cm (h)	600791	34,95



Foldable transport cart up to 35 kg

Load capacity: 35 kg.
Plastic with extendable handle and 2 rollers.



Dimensions (HxWxD)
approx:
built:
41 x 42 x 38 cm, folded:
41 x 42 x 8 cm.
Weight ca. 2.5 kg

92491 26,95



from 15,95

All parts of this page
comply with the latest
drinking water regulations

(a) = spout

(h) = Drain cock



Combi canister with spout or drain tap

Canister from 5 liters

DIN 51 = opening diameter 51 mm

With closure and handle (all dimensions DxWxH)

① 5 liters	18.5 x 16.5 x 23.5 cm	60050	8,50
② 10 liters	30 x 22 x 20 cm	60051	9,50
③ Tap closure for DIN 51		60053	10,50
④ Closing lid for DIN 51		60052	1,40

Safari drinking water canister DIN 51

Very robust design. Material: PE - plastic.
With retractable spout and vent plug.

⑤ 15 liters	35 x 17 x 39 cm	60072	33,95
⑥ 23Liter	35 x 17 x 52 cm	60071	39,95

Wide neck canister opening diameter 90 mm

⑦ 10 liters	15,4 x 30,2 x 39,7 cm	60295	41,95
⑧ 22 liters	18 x 37 x 47,5 cm	60298	47,95
⑨ Drain cock Wide thread 2.2 cm		60296	16,50



Special water canister with opening 96 mm

Wide neck canister with lid depot

with lid lock on the side and with integrated carrying handle. Dimensions (DxWxH): 27 x 14 x 35 cm

① 10 liters without outlet tap	600101	23,95
② 10 liters with spout	600102	30,95

Wide neck canister with fastening strap

with integrated carrying handle, recess in the center of the canister for mounting in the vehicle. With sturdy lashing strap. Dimensions: (DxWxH):

③ 13 liters	40 x 12 x 34 cm	600103	31,95
-------------	-----------------	--------	-------

Filling canister with handle and spout

Rotating handle. Sturdy pouring spout, venting tap.

④ 16 liters	28 x 17 x 42 cm	60070	33,95
-------------	-----------------	-------	-------

Special wide-neck canister with plug-in lid, Outlet for hose/pump cable, 3/4" thread suitable for 60061. Dimensions (DxWxH):

⑤ 13 liters,	28 x 17 x 40 cm*	60045	14,95
--------------	------------------	-------	-------

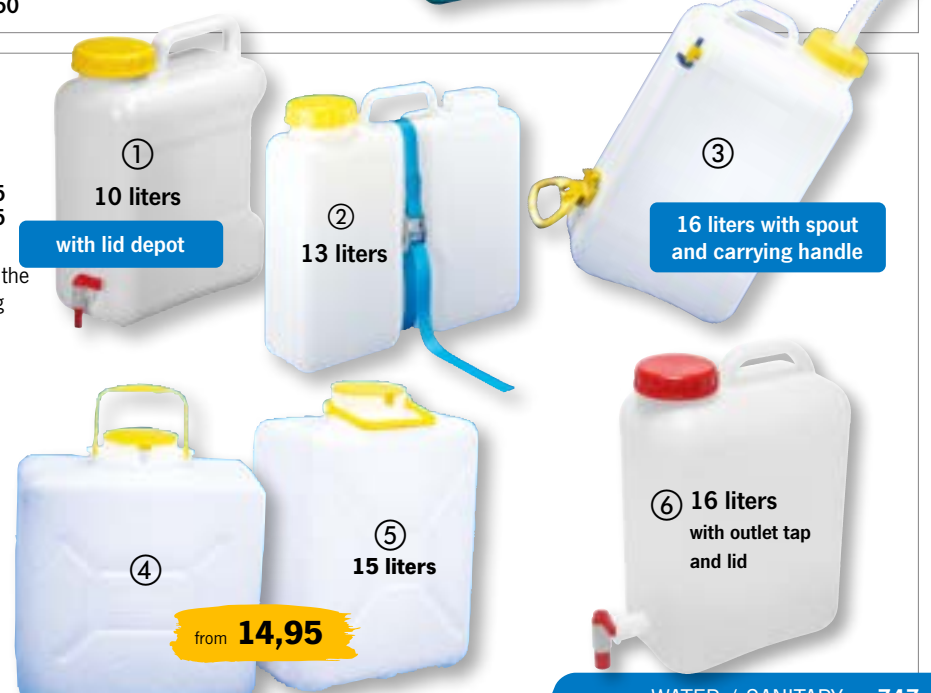
⑥ 15 liters,	32 x 17 x 38 cm*	60046	18,95
--------------	------------------	-------	-------

* With 3/4" Thread for outlet tap.

Wide neckanister with outlet tap

With lid, dimensions: (DxWxH):

⑦ 16 liters	41 x 16,5 x 27,5 cm.	60027	25,95
-------------	----------------------	-------	-------



SMALL WATER SYSTEMS, HEATING RODS



Canister water system with 19 l canister and waste water boy - complete set

19 liter canister (60013), dirty water boy (60021), submersible pump 12 l, water tap (63002), fresh and waste water hose, small parts and 12 V connection.

60000 129,-



Kitchen part compact with 2 x 12 l canisters and sink, Dimensions 37 x 37 cm

2 x 12 liter canister (60028), submersible pump 12 l, water tap (63000), sink 37 x 37 cm stainless steel (70120), fresh and waste water hose, small parts and 12 V connection.

60007 385,-



12V

Water system Travel-Style - complete set for vehicle extensions

2 x water canister 12 l and 1 x canister 19 l, canister accessories, drainage tap, submersible pump 15 l/min, water tap in chrome (630357), 6 m fresh water hose, 2.5 m waste water hose, hose clamps, 12 V fuse and 10 m cable, as well as other small parts. Without sink.

600031 239,-



139,-

Lightweight complete set for indoor and outdoor

With lightweight plastic sink, submersible pump (62070), faucet LONDON chrome / white, fresh and waste water hose with screw connection DIN 96, small parts and 12 V connection with plug. Water canisters for fresh and waste water are not included. All canisters with DIN 96 fit.

60099 139,-

12V



Kitchen part Cityvan with 2 x 13 l canisters and sink

2 x 13 liter canisters (60011), submersible pump 15 l, water tap (63000), sink 325 x 176 mm stainless steel (70122), fresh and waste water hose, small parts and 12 V connection.

60004 229,-



12V
230 V

Water heating rods for canisters

Hot water in canister/tank, thermostatically controlled. Max. 40° C, no risk of scalding. Easy to retrofit.

① 12 V/75 Watt

67036 129,-

② 230 V/75 Watt

67037 129,-



Float valve

For direct connection to the public water network (max. 6 bar). Hose connection 90°, 3/8" on the outside of the tank. Water supply switches off automatically when maximum level is reached. Reconnection when the level drops. Without canister.

60067 41,95



Camp4
OUTDOOR FASCINATION

TOP PRICE

from **7,40**

①

②

Folding canister for fresh water

- Handy foldable
- With carrying handle and drain cock
- Replaces the installed water system in case of failure
- Made of food grade plastic

① 10 liters	60103	7,40
15 Liter	60101	8,40
② Folding canister with tap		
20 liters	60020	10,90

Camp4
OUTDOOR FASCINATION

3,5 LITER

5,5 LITER

Foldable water dispenser

Practical water dispenser for every camping vacation and at home. Compact foldable. With tap and carrying handle. In 2 sizes.

Color: White	3.5 liters	60110	9,95
Color: Petrol	5.5 liters	60111	11,95

①

②

① Folding canister square with tap
10 liters **60076** **9,50**

② Filling canister with 20 cm discharge hose
12 liters **60047** **21,95**

20 l folding canister

Foldable with stopcock. Ideal if there is no space for waste water tanks under the vehicle. Capacity: ca. 20 liters. With practical 3/4" screw connection for common waste water hoses. **Transparent**

12,95

TOP PRICE

Camp4
OUTDOOR FASCINATION

3/4" Connection

600210 **12,95**

9 LITER

13,95

Folding bucket 9 l

Practical and space saving. Plastic and sturdy bottom. With carrying handle and storage bag. Dimensions: ca. Ø 24 cm, height: 3.5 cm, extendable up to 22.5 cm

ca. 9 liters	600291	13,95
--------------	---------------	--------------

Camp4
OUTDOOR FASCINATION

8,50

Kuli water transport box

Foldable, with padded carrying handle and extra carrying strap facilitate transportation. Spout with cap. Filling opening closable. Dimensions: ca. W 33 x D 30 x H 33 cm

ca. 25 liters	915007	8,50
---------------	---------------	-------------

Camp4
OUTDOOR FASCINATION

11,95

Tilly folding bowl gray

Versatile: for washing, rinsing or bathing infants. Load capacity up to 20 kg. Material: 100% ethylene vinyl acetate Weight: 450 g. Dimensions: ca. W 30 x D 30 x H 17 cm,

ca. 20 liters	915009	11,95
---------------	---------------	--------------



You can find our practical multi-purpose buckets in the "Household" section

ROLL TANKS, WASTE WATER CAB, WASTE WATER CANISTERS



19 liters dirty water boy

Wastewater canister with DIN 96 side connection thread and key, and DIN 61 top closure thread with filling funnel, which can be closed odor-tight with a stopper. Dimensions without funnel: L 475 x W 280 x H 170 mm.

60024 41,95

41,95



19 liter waste water canister plus accessories

Side DIN 96 lock with key. Connection on top DIN 61, waste water hose 100 cm with socket for 28 mm pipe system. Additional sealing cap DIN 61. Dimensions: L 480 x W 280 x H 170 mm.

60062 39,95

39,95

Mobile tanks for waste water



72,50

24 l waste water roll tank

With 2 screw caps DIN 61 and adjustable bow handle. Dimensions with handle inserted: 595 x 325 x 215 mm.

60066 72,50



25 l waste water cab

100 cm waste water hose. 81 cm long transport handle for easy maneuvering. With 3/4" Connection for waste water hose. Large discharge opening DIN 96. Dimensions: 500 x 335 x 240 mm.

61182 84,95



71,--



23 l waste water roll tank

Practical gray water tank with new and convenient drain cap. Fits in almost all storage compartment doors thanks to compact dimensions.

Dimensions: 500 x 330 x 250 mm

61153 71,--



25 l roll tank with shower

25 liters of service water cab. The permanently mounted case contains a shower set with 2 m hose. With submersible pump 12 V, 18 l/min, 35 to 45 W. Color: Blue. Dimensions: 580 x 335 x 240 mm.

61148 175,--



35 l fresh water roll tank

- With transport handle
- PVC tires
- 2 screw caps

For connection of water pumps large cleaning opening, 2 screw caps Ø 45 mm. Cleaning opening Ø 145 mm. Dimensions: 800 x 360 x 170 mm.

61146 81,95

Rolling tanks for fresh water



75,--



23 l fresh water roll tank

Practical portable fresh water tank with convenient twist cap for emptying. Compact, fits in many storage compartments. Closure for submersible pump is included in the scope of delivery. Color: Blue.

Dimensions: 500 x 330 x 250 mm.

61154 75,--



69,95



25 l fresh water cab

Fits through its compact Dimensions fit into almost any storage space. 81 cm long carrying handle. Convenient handling thanks to fold-down maneuvering handle. Easy to fill due to 3/4" filler neck. Suitable for any submersible pump. Good to clean. Optional are tap closure and key with thread DIN 96. Color: Grey

Dimensions: 500 x 335 x 240 mm.

61138 69,95



Roll Tank 40 F

As an optimal accessory, the equipment of bayonet lock and connection mt rubber holder for direct filling of the tank is offered. Weight: 3.8 kg, dimensions: L 810 x W 410 x H 200 mm.

61165 125,-



Cover with connection spigot

Weight: 0,08 kg

61167 16,-



40 liter waste water roll tank plus accessories

with level indicator and venting
Drainage or connection e.g. with San-Flex hose. Waste water connection 3/4" (19 mm). Dimensions: L 810 x W 410 x H 200 mm.

61161 109,-

Connection hose San-Flex for waste water roll tank

Flexible, for connection to the waste water gate of the motorhome. Length: 300 cm

611502 76,-



Fresh/waste water tanks made of food-grade PE

- Seamlessly manufactured, impact-resistant, frost-proof
- Food approved
- Mounting vertical, horizontal or hanging possible
- Existing supports are locked and can be opened as needed
- To be used as fresh water or waste water tanks
- Made in Germany

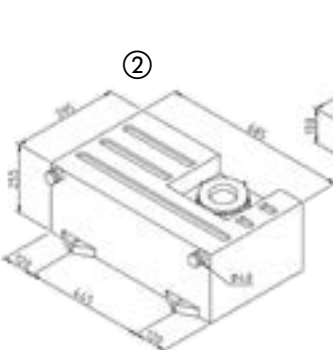
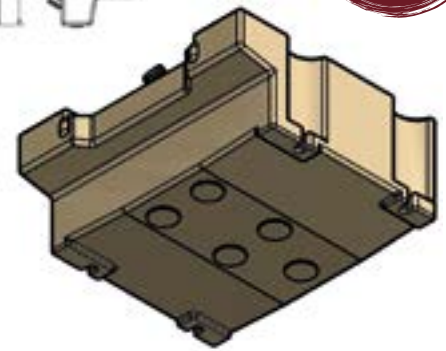
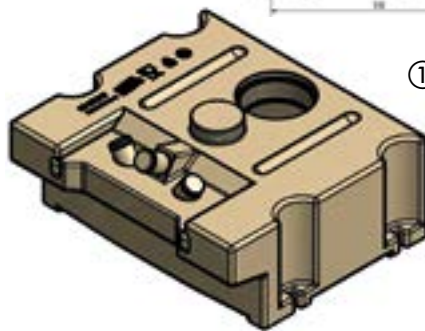
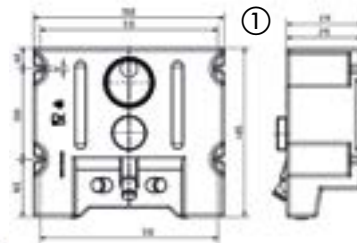
Perfect for mounting in benches or bed boxes

① 45 liters D

Dimensions: L 550 x W 485 x H 219 mm. Color nature. Cleaning opening Ø 120 mm. 3 x spigot Ø 40 mm

611004 81,95

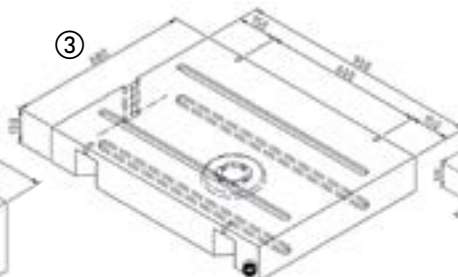
Cleaning cover Ø 120 as replacement: 611011



② 60 liters Dimensions: L 685 x W 395 x H 255 mm. Color: Natural. Cleaning hole: Ø 150 mm, 2 x nozzles: Ø 40 mm.

611000 103,-

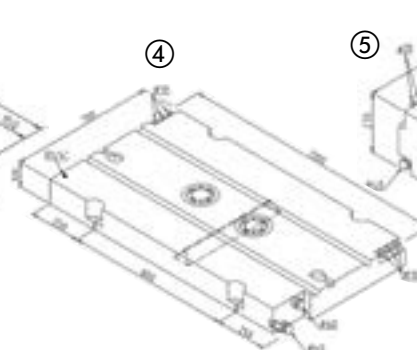
Cleaning cover Ø 150 as replacement: 611010



③ 70 liters Dimensions: L 900 x W 680 x H 130 mm. Color: Anthracite. Cleaning opening: Ø 120 mm. With drainage sump.

611001 139,-

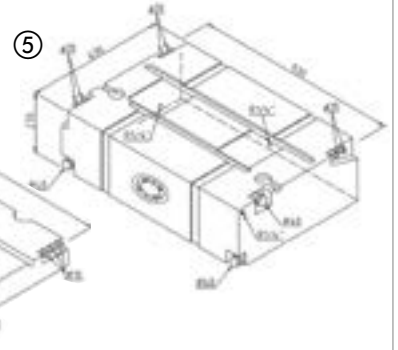
Cleaning cover Ø 120 as replacement: 611011



④ 110 liters Dimensions: L 1300 x W 700 x H 120 mm. Color: Natural. 2 x cleaning opening: Ø 120 mm, 2 x nozzles: Ø 40 mm and 6 x nozzles: Ø 19 mm

611002 224,-

Cleaning cover Ø 120 as replacement: 611011




⑤ 150 liters Dimensions: L 930 x W 630 x H 270 mm. Color: Natural. Cleaning hole: Ø 120 mm. 4 x nozzles each: Ø 40 mm and Ø 19 mm

611003 219,-

Cleaning cover Ø 120 as replacement: 611011



①



For VW T5 / T6

① 27 liters Reimo waste water tank driver's side

Capacity: ca. 27 liters. Mounted behind the driver's door inside the vehicle. Fits exactly to the body curvature. Connecting pieces in 10 mm and 25 mm can be opened if required. Crossbar in the vehicle must be removed for mounting. **61105 169,-**

② 49 liters Reimo fresh water tank

Capacity: 49 liters capacity. Roll fresh water tank, suitable for T5 facilities Trio Style and Travel Style. Mounting in the rear area. The integrated handle and 2 rollers make it easy to remove and transport the tank. With cleaning opening Ø130 mm. An opening provided for submersible pump. **EV 1106 61010 139,-**

Wheel well tanks for VW T5 / T6

The shape of the tank is ideally suited for mounting above the wheel well inside the vehicle on the left side of the vehicle.

③ **Drinking water tank-Set/Drinking and waste water tank* 93 liters**
Volume: 65 liters (drinking water) and 28 liters (drinking/waste water)
Dimensions: 123.5 x 29 x 49 cm, weight: 12 kg **61051 412,-**

④ Drinking/waste water tank* 28 liters

Dimensions: 39 x 29 x 49 cm, weight: 4 kg **61053 169,-**

⑤ **Drinking water tank 65 liters** Dimensions: 87 x 29 x 49 cm, weight: 8 kg **61052 222,-**

*These tanks are drinking water compliant and can therefore be used for drinking and waste water.

For VW T4

② 49 liters Reimo fresh water tank

Capacity: 49 liters capacity. Fresh water tank specially designed by REIMO, fits perfectly into the Miami setup. Mounting underneath the rear closet. Because of incorporated handle and wheels, the tank can be easily removed and transported. With cleaning opening Ø130 mm. Opening provided for submersible pump. **EV 1106 61010 139,-**

⑥ Quick coupling

For disconnecting the water line in roller tanks. **65027 16,20**

⑦ 32 liters Reimo special water tank underfloor driver's side

Capacity: ca. 32 liters. The ideal tank when space is at a premium. 2 tanks can be mounted one behind the other, one tank as a fresh water tank and one as a waste water tank, with standard cleaning opening. **61013 109,-**

Tank holder for 61013 61016 25,95

Water tanks VW T4	
	61010 49l
	61011/13 32/53l
	61012 75l 1)
1) not with synchro	

⑧ 75 liters fresh- waste water tank VW T4

for suspended mounting centrally under the vehicle, transversely in front of the rear axle. With 6 integrated fixing points. Cleaning opening: Ø 120mm. **EV 1603 61012 185,-**

⑨ 53 liters fresh/waste water tank

Polyethylene, anthracite color. Cleaning opening: Ø 120 mm, for VW T4 with short or long wheelbase. For hanging mounting on the left under the vehicle. At both ends with sump for better drainage. **EV 1104 61011 129,-**

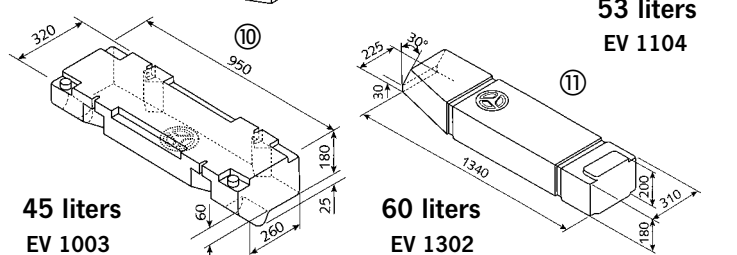
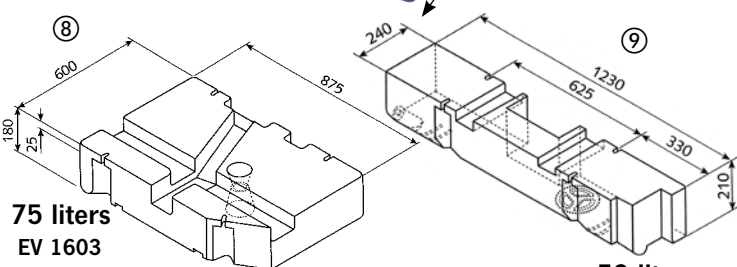
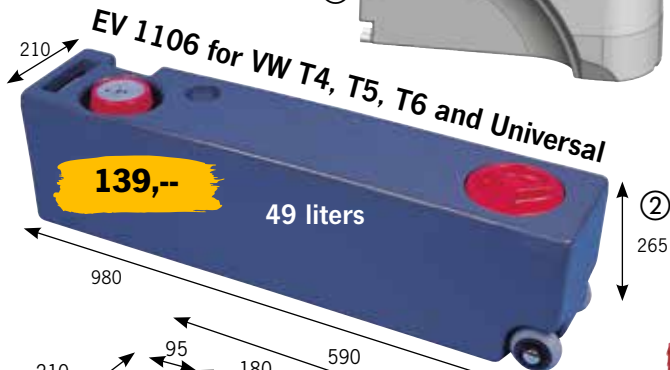
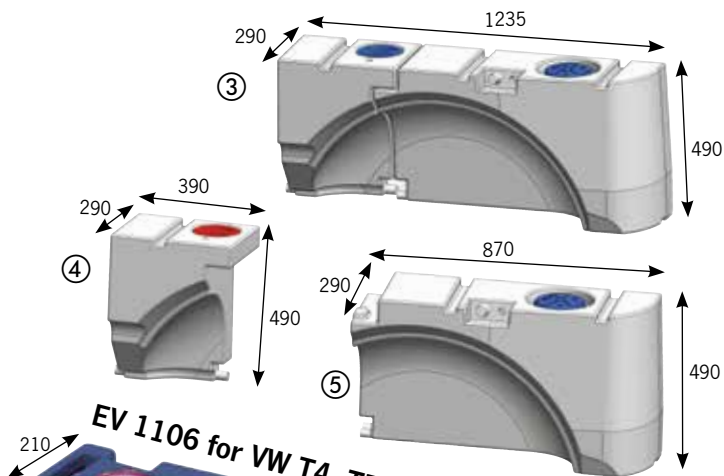
Underfloor tanks for VW T3


⑩ 45 liter fresh/waste water tank

Hanging version. Fits between the side members and does not interfere with ground clearance. Cleaning opening: Ø 150 mm with screw cap. 2 spigots: Ø 40 mm, closed at the top, flush with the top edge. Order suitable nozzles for draining / filling. **EV 1003 61000 109,-**


⑪ 60 liter fresh and waste water tank


Polyethylene, anthracite color. Can be mounted under the vehicle on both sides (rotate around longitudinal axis). 2 cleaning openings: Ø 120 mm. Mounting of the nozzles after hole drilling is possible as desired. New design. **EV 1302 61002 154,-**





For Fiat Ducato, Peugeot Boxer, Citroën Jumper





① Waste water tank for panel van, from Bj. 2018, 75 liters
 With 2 cleaning openings. Dimensions: ca. W94 x H23.8 x L75 cm, wt. 10 kg, mounting: underfloor in front of the rear axle. **61058 263,-**

② Fresh water tank for panel van, from Bj. 2018, 112 liters
 Dimensions: ca. W29 x H67 x L125 cm, With drain socket at the bottom L9 cm, Ø 25 mm and filling flange at the top Ø 40 mm. Weight: 8 kg. Mounting: on the wheel arch rear right. **61059 256,-**

NEW Waste water tank for van from Bj. 2006, 90 liters
 Underfloor mounting. Dimensions without insulation ca. W80 x H21 x L106 cm. With two cleaning openings. Mounting: rear center.


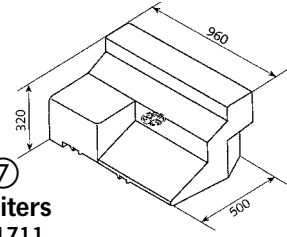
③ Waste water tank with drain socket 40 mm with O-ring, suitable to Pipe system on page 781. **61077 259,-**

④ Upper insulation shell, optional for 61077 **61079 94,95**

⑤ Lower insulation tray, optional for 61077 **61078 78,95**


⑥ Waste water tank for panel van from Bj. 2006, 93 liters
 With 2 cleaning openings. Ca. dimensions W95 x H21.5 x D91.5 cm. Mounting: rear center. **EV 2222 61054 199,-**

⑦ Water tank for box van Bj. 1994 - 2006, 80 liters
 Cleaning opening Ø 120 mm, mounting in front of the rear axle transverse to the direction of travel. Low center of gravity. **EV 1711 61056 215,-**
 Cleaning cover as replacement: 61250

Water tanks Ducato 94 - 06

61056 **80 l**
 not for flatbed truck



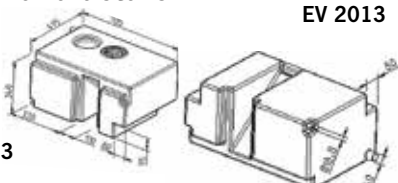
Renault Master from year of manufacture 2010

Waste water tank 67 liters
 Underground tank in black made of PE.
 Mounting in front of the rear axle. **61075 249,-**

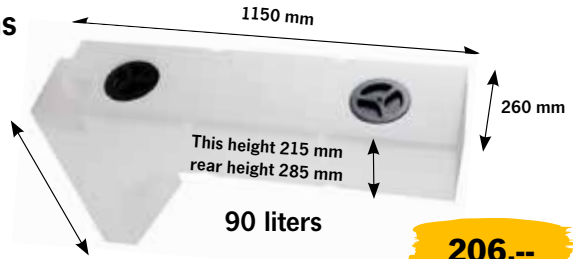


Ford Transit year of manufacture 2000 - 2006 **100 liters EV 2013**

Fresh water tank 100 liters
 For installation in bench. **EV 2013 61007 185,-**



For vans

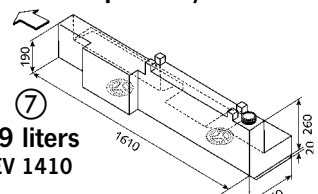


90 liters 206,-

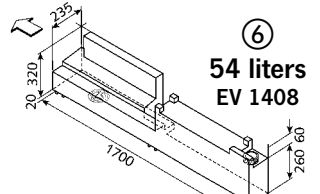
Fresh water tank Van 90 L
 The shape of the tank is ideally suited for mounting above the wheel well inside the vehicle, especially in the Fiat Ducato. With bottom drain with external thread 3/4" and filling nozzle on top for hose with Ø 40 mm.
Dimensions: 1150 x 645 x 260 mm 61199 206,-
 Cleaning cover as replacement: 61110
NEW: Matching stopcock for floor drain 3/4" 651007 10,50

Mercedes Sprinter / VW LT - Year of manufacture '97 - '06

⑦ 59 liters EV 1410



⑥ 54 liters EV 1408



Underground tanks made of anthracite PE. With 2 cleaning openings Ø 120 mm. For short and medium wheelbase. Incl. Lid.

⑥ Water tank 54 liters, left
 Mounting left under the vehicle. **EV 1408 61047 228,-**


⑦ Water tank 59 liters, right
 Mounting right under the vehicle. **EV 1410 61048 229,-**

Water tanks MB Sprinter/VW LT

Tanks made of PE, anthracite

61047 **54 l**

61048 **59 l**



MB Sprinter + MAN TGE from MY 2017, VW Crafter from Bj. 2007



Waste water tank 100 liters
 Underground tank in black made of PE.
 Mounting behind the rear axle. **61076 274,-**

Please note that the required free space for the water tank must not be occupied by other devices such as auxiliary heating, catalytic converter and other specific vehicle options! Please check the installation location.

UNIVERSAL WATER TANKS

Universal fresh and waste water tanks

Can be used as a fresh or waste water tank. Food safe. For installation in benches or for underfloor mounting. With cleaning opening and lid. All tanks are made of PE (polyethylene).

from **78,90**



Insulated tanks protect the water from freezing even at lower temperatures. They are made of foamed material with double wall thickness.

Liter	H (cm)	L (cm)	T (cm)	Feature	Color	Cleaning cover as spare part	Art.No.	Price
15	14	38	29		black	61110	61177	78,90
24	12	50	40		white		61061	82,95
32	40	58	14		black		61170	94,50
47	30	33	48		white	61111	61063	87,--
48	25	48	40		white		61064	109,--
55	20	50	55		white	61111	61071	99,50
57	17	26	130		white	61111	61068	95,--
64	22	38	77		black	61111	61062	89,--
68	28	33	74		white	61111	61067	99,--
72	23	68	46		white		61065	99,50
72	23	68	46	isolated	white		610650	195,--
74	13	55	104		white	61110	61069	114,--
74	13	55	104	isolated	white		610690	219,--
80	28	65	45		white	61110	61070	123,--
80	28	65	45	isolated	white		610700	230,--
80	45	63	30		white		61125	187,--
84	20	48	88		white		61073	124,--
84	28	30	100		white		61072	127,--
84	28	30	100	isolated	white		610720	245,--
126	30	88	48		white		61074	164,--
126	30	88	48	isolated	white		610740	257,--

Universal fresh and waste water tanks

- With cleaning opening Ø 150 mm
- Food safe
- Impact and break resistant
- Suitable as fresh & waste water tank
- Suitable for horizontal, vertical or hanging mounting

50 l
① EV 1004
 No protrusions. 2 connection pieces for 40mm hose.
 50 liters **61107 94,--**
 Cleaning cover as replacement: 61250

75 l
② EV 1501
 Length 800 mm. 4 mounting brackets.
 75 liters **61101 159,--**

90 l
③ 90 S
 Dimensions: L 800 x W 400 x H 300 mm. Black color.
 90 liters **61112 139,--**
 Cleaning cover as replacement: 61250

89 l
④ EV 1802 Length 950 mm
 89 liters **61102 162,--**
EV 1301 Length 690 mm
 63 liters **61100 131,--**

124 l
⑤ EV 2201 Length 900 mm.
 Paragraph below to pass e.g. heating hoses by lead.
 124 liters **61104 259,--**

47 to 78 l
⑥ EV 0901 L 600 mm
 47 liters **61114 103,--**
EV 1602 L 1000 mm
 78 liters **61116 179,--**

50 l
⑦ EV1111 DIN 96 opening with locking ring and dust cap for submersible pump. Cleaning opening 120 mm, 1 inlet spigot 40 mm. 1/2" drainage spout in the bottom. 4 fixing points. Recess on transverse side for hot air ducting
 50 liters. **61141 113,--**

43 l
⑧ EV 0905
 Length 700 mm
 43 liters **61108 93,90**
 Cleaning cover as replacement: 61250

85 l
⑨ EV 180
 Length 700 mm, anthracite
 85 liters **61109 174,--**

Lids for water tanks



⑩ Ø 150 mm, AG, without seal	61250	21,--
⑪ Seal	61255	6,40
⑫ Ø 170 mm, IG	61251	26,40
⑬ Seal	61256	4,50
⑭ Cover ADRIA Frischw.tank, Bj. 17-18		
Ø 140 mm, IG	A0820610	14,76
Seal	A0820620	5,02
Ø 120 mm, AG	61110	14,90
Ø 140 mm, IG	61111	4,95
Seal for 61110 and 61111	61119	3,50
Ø 120 mm	611011	9,--
Ø 150 mm	611010	17,50

UNIVERSAL TANKS AND LEVEL INDICATORS

Universal water tanks

Complete with
mounting hardware



Fresh/waste water tank 70 (65 liters)

Food safe. Includes mounting accessories for horizontal/vertical installation. Connector for waterremoval/venting. Weight: 4.4 kg.

Cleaning cover as replacement: Art.No. 149

61009

126,-



Carysan Aqua Con fresh/waste water tank, 70 liters

With large cleaning opening 145 mm diameter. Ventilation spigot 40 mm diameter inside, with winter drain cock.

Dimensions: 27 x 37 x 94 cm 61147 84,90

Bottom outlet for water tanks

Drainage nozzle

for easy, quick emptying of the tank, for example in winter. Prevents frost damage. Plastic with silicone seals, is inserted through a hole in the tank and fastened with hexagon nuts on both sides.

1" thread. H x W x D: ca. 115 x 53 x 110 mm, 94 g.

61188

16,90



Mounting set for water tanks

Secure mounting.

Load capacity 150 kg per belt.

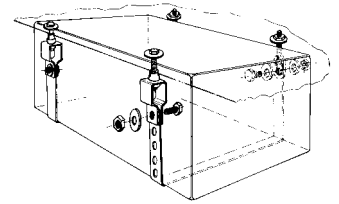
5 m steel tension belt,

Plastic coated.

With height adjustment, non-slip.

61202

23,50




Drain plug hinged bung for fresh water tanks

Bottom plug for many fresh water tanks. Series at ADRIA. Is inserted into the drain hole and by tilting 90° the plug tightens and seals.

Plug diameter unclamped: ca. 18 mm. (Not suitable for 61188)

A0820160

19,49



Votronic LED level indicators



Waste water

Fresh water

Holding tank

Level indicators and water tank accessories

Level measurement in 10 steps. 2 lines connect tank and panel. Dimensions: 48 x 85 x 20 mm. Without tank probes! (see right)

For fresh water 12 V / 24 V 801160 53,-

For waste water 12 V / 24 V 801170 50,60

For holding tanks 12 V / 24 V 801180 55,-

You can find more suitable display panels in the electrical section

Votronic tank probes



① Tank electrode 15-50K for fresh, waste and holding tanks

For tank heights from 15-50 cm. Electrode can be shortened. Insensitive to dirt and deposits. Capacitive measuring method. For plastic and metal tanks. Mounting Ø 38 mm. Screw-in with practical double thread. Only 3-wire cable required for connection between electrode and display.

IP 67

801204

70,60

② Tank electrode 30-110K-FL for fresh & waste water tanks

flexible electrode for tank heights from 30 to 110 cm. Approved according to drinking water regulation DIN 2001-2. Capacitive measuring method. For plastic and metal tanks. Mounting possible from the outside or inside the tank.

801205

77,50

③ Fecal tank electrode 20 K-WC



IP67

801206

111,-

Tank electrode for WC cassette tanks with dirt-insensitive measuring method. Including mounting ring for mounting hole Ø 38 mm, sealing ring, plug, socket and screws. Waterproof and particularly robust.



Level indicator PT 622 Display panel

For connecting 2 water tanks. Displays the percentage of water level in the tank. Incl. 2 connection cables for sensors à 4 m. **Without tank probes.**


Slate 801602 99,-

Tank probes

You need one tank probe per tank. Not shortenable.

Height 20 cm 80133 49,80

Height 30 cm 80132 47,80



WASTEWATER TANK CLEANING, ANTIFREEZE AND TANK HEATERS



Waste water tank cleaning

① Pury Clean

Very productive concentrate cleans, disinfects with active oxygen wastewater tanks and hoses. Eliminates unpleasant odors. Independently removes most types of debris.

500 ml GP* 45,80/ 1 Liter **61282** **22,90**
Attention: H319

② Certinox SchleimEx cse 100 P, powder for 100 l
For sewage systems. Active oxygen and biodegradable grease solvent.

250 g GP* 60,00/ 1 kg **61322** **15,-**
Danger: H314, H290, H302

③ MultiMan SlimeEx 50/100/200

Cleans wastewater tanks from slime deposits and odors.

SchleimEx Strong 50, content 100 g for 50 l tanks
GP* 111,60/ 1 kg **61306** **13,95**

SchleimEx Strong 100, content 250 g for 100 l tanks
GP* 78,00/ 1 kg **61307** **19,50**

SlimeEx Strong 200, content 500 g for 200 l tanks
GP* 55,90/ 1 kg **61308** **27,95**

Danger: H314



Antifreeze

① MultiNox FrostEx 2500/5000

Protects against frost damage and re-germination of drinking water systems. Glycol-free.

2550 2.5 l for 7.5 l antifreeze GP* 9,98/ 1 Liter **61288** **24,95**

5000 5.0 l for 15.0 l antifreeze GP* 8,28/ 1 Liter **61289** **41,40**

② Anti-freeze concentrate Aqua Frozt

Protects fresh water, drinking water and toilet systems from freezing. Saves draining. Reusable. Economical and easy to use (40% antifreeze and 60% water: results in antifreeze protection down to -21°C).

2 liters GP* 19,48/ 1 Liter **61280** **38,95**

5 Liter GP* 14,10/ 1 Liter **612801** **70,50**

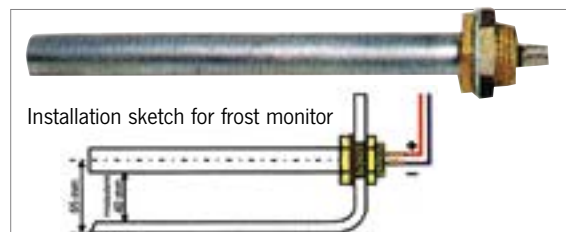
③ Winter Ban Antifreeze

For drinking and fresh water systems. Also prevents corrosion and algae growth. For plastic, brass or copper lines. Non-toxic, odorless and tasteless. Protects undiluted down to -45 °C, can be diluted with water. Contains propylene glycol.

3.78 liters GP* 7,92/ 1 Liter **62410** **29,95**

Attention: H319

Tank heaters - prevents freezing of the water system during winter operation



Frost monitor

Prevents freezing of water tanks up to over 40 liters and down to -25°C. A thermostat switches on the electric tank heater when the temperature falls below +5°C. 12 V, ca. 4 A.

Technical data: 30 W when heating up, reverse polarity protection, built-in thermostat with dry and overheating protection, bore Ø 26 mm, thread length 16 mm, connection with 2 flat plugs, length 200 mm, Ø 18 mm, 290 g, E1 certified **61230** **79,90**



ASS heating tape

- Ideal accessories for winter campers
- The solution for frozen pipes
- Low battery consumption (70W)
- Connection to the cigarette lighter

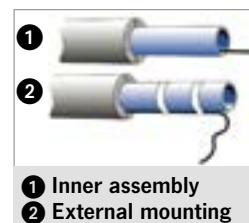
The ASS heating tape is wrapped around the pipe or valve. For frozen pipes, the thawing time can be between 5-60 minutes (depending on pipe length and diameter). Dimensions: WxL: 60x1700mm, weight 130g.

Technical data: Voltage 12V, current consumption 5.8 A, Cigarette lighter plug with 8A fuse.

61231 **82,50**

Mobile heating cable for frost protection of pipes

- Cold protection for non-insulated plastic pipe with a Ø of 32 mm up to -30 degrees
- Mobile heating cable with ready mounted plug
- Heating cable self-regulating, according to the ambient temperature
- Can not overheat
- Internal or external mounting possible for insulated pipes
- PVC-free, therefore well suited for drinking water pipes



Mobile heating cable 230 V with

20 W, 2 m long	61266	76,90
40 W, 4 m long	612661	108,90
60 W, 6 m long	612662	119,95
80 W, 8 m long	612663	134,90
100 W, 10 m long	612664	156,-

Waterproof screw connection

for the passage of the heating cable

E5080 **39,90**



Self adhesive tank heater

UltraHeat, 12 Volt

Prevents freezing of the water tank in winter. Self-adhesive. Thermostatic switch-on at 4°C, switch-off at 18°C.

For tanks up to 110 l, 58 W

Dimensions: ca. 500 x 185 mm **61261** **119,-**

For tanks up to 200 l, 91 W

Dimensions: ca. 500 x 305 mm **61262** **169,-**

Cleaning, maintenance and disinfection of the fresh water system **MULTIMAN**

MultiMan RED BOX

Complete set for annual cleaning, disinfection and decalcification of the drinking water system.

Content	Red Box 125	Red Box 250
GermEx+	100 g	250 g
ChloroSil	100 ml	100 g
LimeEx+	100 g	250 g

Red Box 125 up to 125 l tank size
61390 38,95

Red Box 250 up to 250 l tank size
61391 48,95

Danger: H314, H400, H411, H410

FOR ANNUAL DISINFECTION

MultiMan PINK BOX

Complete set for quick cleaning of drinking water systems.

Content	Pink Box 125	Pink Box 250
TankClean	125 g	250 g
TankDes	100 g	100 g
ChloroSil	100 ml	100 g

Pink Box 125 up to 125 l tank size
61487 49,95

Pink Box 250 up to 250 l tank size
61488

Danger: H314, H272, H302, H400, H410

FOR FAST CLEANING IN 2 HOURS

MultiMan BLACK BOX

Complete set for the rehabilitation of drinking water systems in old or used purchased vehicles.

Content	Black Box 125	Black Box 250
GermEx Strong	100 g	250 g
PuroChlor	100 g	100 g
LimeEx+	100 g	250 g

Black Box 125 up to 125 l tank size
61394 55,95

Black Box 250 up to 250 l tank size
61395 65,95

Danger: H272, H302, H314, H319

FOR BASIC CLEANING OF USED VEHICLES

MultiMan YELLOW BOX

Complete set for use before commissioning drinking water systems in new vehicles.

Content	Yellow Box 125	Yellow Box 250
GermEx+	100 g	250 g
PuroSil	100 g	100 g
LimeEx+	100 g	250 g

Yellow Box 125 up to 125 l tank size
61392 35,95

Yellow Box 250 up to 250 l tank size
61393 45,-

Danger: H314, H319, H410

FOR COMMISSIONING NEW VEHICLES

Cleaning the fresh water system

Yachticon



① Pura Tank (without chlorine)
Safely and thoroughly cleans the drinking water system actively through oxygen. Up to 160 liters tank capacity. For all materials. Odorless / tasteless. Kills bacteria and algae.
0,5 l 61279 18,95
GP* 37,90 / 1 liter

H310, H225, H336

Use biocidal products with care. Always read label and production information before use.

② Clean A Tank with citric acid
Active cleaning by oxygen. For max. 160 liters tank capacity. Odorless and tasteless. Kills bacteria and algae.
0,5 l 61281 21,50
GP* 43,00 / 1 Liter

Danger: H319

③ Biocool - Clean my watertank
Cleans tank, hoses and taps. Tasteless and odorless. Free of chlorine and silver. Biodegradable. Add 1 tablet per 4 l tank volume with water and leave for 12 hours. Rinse. 50 tablets
613004 17,90

Danger: H302, H318

④ abtyCAM tank cleaner
Cleans tank and lines. Add one scoop per 10 liters of water to the empty tank and fill with water. After 2 hours, pump out water and fill tank with fresh water. Ready.
500 g 612121 15,95
GP* 31,90 / 1 kg

Danger: H318

⑤ Certinox TankClean
Active oxygen removes algae and bacterial deposits in tanks and pipes. With silver against re-germination.
ctr 250 P: 250 g powder for 250 l 61320 17,-
GP* 68,00 / 1 kg

Danger: H315

⑥ Certinox TankFrisch
Removes lime deposits with natural citric acid. Against bad smell and taste. With silver.
ctf 25 P: 250 g powder for 25 l 61321 15,-
GP* 60,00 / 1 kg
ctf 50 P: 500 g powder for 50 l 61326 22,-
GP* 44,00 / 1 kg

Attention: H319

RIM CLEANING AND DISINFECTION OF DRINKING WATER TANKS



Certec® Drinking water conservation

- Germinating without silver
- Proven to prevent slime formation (biofilm) in the tank
- Lasts up to 12 months (1 exchange/year)
- With practical nylon cord + control badge
- Mineralizes and vitalizes the water

① Certec® self-dosing water tuning

Certec® Capsule for up to 30 l water	613000	17,50
Certec® capsule for up to 100 l water	613001	27,50
Certec® capsule for up to 200 l water	613002	38,30

② Watu from Certec® - the small capsule

- Sinks to the ground and does not interfere with drinking

Watu capsule 3 l for vessels up to 3 l	61396	9,90
--	-------	------



FOR ANNUAL DISINFECTION

certibox - complete set cb 100
for fresh water tanks up to 100 l,

Content	cb 100
TankFresh 10 P	for 10 l
TankClean 100 P	for 100 l
certisil combina cc 1000 F	for 100 l
61324	35,-

Preservation, cleaning and disinfection of the fresh water system



WM Aquatec UV-C LED water disinfection

- Water disinfection - 100% without chemistry
- Latest, innovative UV-C LED technology
- Disinfection performance up to 99.999%*
- Up to 8 l/min flow rate
- Environmentally friendly: mercury-free, no harmful disinfection by-products
- Low power consumption due to real-time operation
- Disinfection directly at water withdrawal (real-time operation)
- Easy to retrofit into existing fresh water systems
- No lamp change necessary
- Maintenance-free (with annual fresh water system cleaning)

The UV-C LED water disinfection unit from WM Aquatec is the first fully automatic water disinfection unit of its kind, specially designed for use in motorhomes, which switches on automatically when water is drawn off, thus guaranteeing hygienically perfect water worldwide! Dimensions: (W x H x D): 113 x 159 x 105 mm (without connections)

UV-C LED disinfection set as a kit	65500	599,-
UV-C LED disinfection set Pre-assembled	65505	699,-
UV-C LED Floor Mounting Bracket	65501	29,90
UV-C LED water connection adapter (12 mm)	65502	19,90
UV-C LED water connection adapter (15 mm)	65503	24,90



DEXDA® Clean for disinfection & biofilm removal

- Reliably removes bacterial deposits, Fungi, viruses, algae, legionella & biofilms
- Disinfects the entire fresh water system and eliminates unpleasant odors
- Disinfects even where there is air in the system (outgassing)
- Available for tank sizes from 60-500 liters
- No multiple rinsing necessary 25 x stronger as active oxygen (hydrogen peroxide)
- Permissible active substance according to German Drinking Water Ordinance
- Good material compatibility due to pH-neutral application
- Simultaneous decalcification possible in conjunction with KXPRESS

DEXDA® CLEAN 100 ml	up to 60 l tank size	61566	GP* 129,00/ 1 l	12,90
DEXDA® CLEAN 250 ml	up to 160 l tank size	61565	GP* 63,60/ 1 l	15,90
DEXDA® CLEAN 1000 ml	up to 500 l tank size	61560		49,90

Danger: H302, H314, H412

Use biocidal products with care. Always read the label and product information before use.



KXPRESS Descaler

- Descals the complete fresh water system - without leaving residues
- With the natural active ingredient of lemon
- Eliminates unpleasant odors
- With child safety lock
- Also suitable for household appliances
- Up to 160 liters tank size (yields 20 liters descaler solution)
- Simultaneous cleaning/disinfection possible in combination with DEXDA® CLEAN.

Descaler KXPRESS 250 ml	61355	GP* 43,60/ 1 l	10,90
-------------------------	-------	----------------	-------

Attention: H319

DEXDA® Plus for the disinfection of drinking water or tanks

- Fights pathogens: viruses, germs, fungi & bacteria (e.g. Legionella, E. Coli etc.)
- Disinfects contaminated water
- According to German Drinking Water Ordinance
- Sodium hypochlorite - without silver (ions)
- Precise dosing for all containers through measuring cup (incl. droplet insert for 120ml version)
- Also for tank and system disinfection
- Suitable for all tank and vessel materials

120 ml	61578	GP* 90,83 / 1 Liter	10,90
250 ml	61579	GP* 59,60 / 1 Liter	14,90

Danger: H412

Use biocidal products with care. Always read the label and product information before use.





For germs, your fresh water tank is like a big swimming pool - jump in and feel good. After just a few hours, bacteria & co. multiply many times over. You can usually tell by a slimy film on the inside of your fresh water tank or in your pipes. This biofilm offers bacteria optimal living conditions to multiply and at the same time protects you from external influences. It is therefore advisable to prevent biofilm from forming in the first place, thus depriving bacteria & co. of any basis for life and effectively combating possible pathogens.

Silvertex for automatic water conservation

- Effective protection against germination of water - self-dosing
- Flexible material - fits through almost any tank opening
- Automatic dosing with each tank filling
- Preserves up to 50,000 liters through pure silver ions
- Suitable for plastic and stainless steel tanks
- Product change recommended 1x per year

up to 25 l tank size (conserved 1250 l)	613026	14,90
up to 50 l tank size (preserved 2500 l)	613027	24,90
up to 120 l tank size (preserved 5000 l)	613028	36,90
up to 240 l tank size (conserved 10000 l)	613029	59,90



flexible



Silver net for automatic water conservation

- Automatic dosing of silver ions - with every tank filling
- Protection against germination of fresh water
- Keeps water fresh for up to 6 months
- Product change recommended 1x per year
- Pure silver ions - without additives such as chlorine, minerals, etc.
- In cooperation with the Institute for Medical Microbiology and Hygiene (TU Dresden) developed and tested
- For plastic and stainless steel tanks



MADE IN GERMANY	up to 60 l tank size	613021	26,90
	NEW up to 100 l tank size	613025	36,90
	up to 160 l tank size	613020	52,90
	up to 320 l tank size	613019	79,90
	Bulk pack with 11 x 613021	613017	359,-
NEW	Bulk pack with 11 x 613025	613031	339,90
	Bulk pack with 11 x 613020	613018	559,-
	Refill set silver net up to 60l	613022	19,90
NEW	Refill set silver net up to 100l	613024	27,90
	Refill set silver net up to 160l	613023	39,90

Attention: H400, H410

DEXDA® Complete for drinking water disinfection and preservation

- Disinfection and preservation of drinking water for camping, travel, trekking, boat/yacht etc.
- Disinfects and preserves up to 5000 liters of water
- Fights pathogens: viruses, germs, fungi and bacteria (such as Legionella, E. Coli etc.)
- Keeps the water in the tank fresh for up to 6 months
- With practical measuring cup for precise dosing
- Incl. Droplet insert for bottles, canisters, etc.
- For plastic and stainless steel tanks

120 ml	61574	15,90
	GP* 132,50/100 ml	
12 ml	61576	12,90
	GP* 1.075,00/100 ml	

Danger: H290, H315, H319, H410



Danger



DEXDA® ONE for drinking water conservation

- Keeps water in the tank fresh for up to 6 months
- Preserves 1200 liters of water
- Incl. practical measuring cup for precise dosing
- Droplet insert for smaller dosing quantities
- Extra long shelf life (5 years from production date)
- Without additives such as chlorine, minerals, etc.

120 ml	613010	10,90
	GP* 90,83/1 Liter	

H412

Use biocidal products with care. Always read the label and product information before use.



Danger

Hygiene set as a set - cleaning, disinfection, descaling

It contains DEXDA® CLEAN disinfectant cleaner and KXpress descaler, as well as one or two silver pads for fresh water preservation. Suitable for motorhomes, caravans and boats. The cleaners that can be used together save time and labor. The silver pad effectively protects the fresh water from contamination.

HYGIENE set	up to 160 l tank size	613012	69,90
--------------------	-----------------------	--------	-------

Danger: H302, H314, H318, H412, H319, H410

Use biocidal products with care. Always read the label and product information before use.



Danger

Hygiene trio as a set - cleaning, disinfection, descaling

The hygiene trio is a complete set for the whole season. Depending on the version, it contains 250 ml or 100 ml of DEXDA® CLEAN disinfectant cleaner and 250 ml of KXPRESS descaler, as well as the original WM aquatec SILVER NET for the preservation of 7500, 11,500 or 20,000 liters of water.

HYGIENE TRIO set	up to 60 l tank size	613015	47,90
NEW HYGIENE TRIO set	up to 100 l tank size	613030	59,90
HYGIENE TRIO set	up to 160 l tank size	613014	74,90

Danger: H302, H314, H412, H410, H319

WATER DISINFECTION AND WATER CONSERVATION



Micropur - the classic
Micropur Classic, makes clear drinking water durable, silver protects against re-germination.. Effect after about 1 hour.

① MC 1T :	100 tablets	for 100 l	61221	
Attention: H400, H410				
② MC 10T :	40 tablets	for 400 l	61224	35,-
Attention: H410				
③ MC 10.000P :	100 g powder	for 10.000 l GP* 400,00/1 kg	61220	40,-
Attention: H410				
④ MC 1.000 F :	100 ml	for 1000 l GP* 149,50/1 l	61223	14,95
Attention: H411				

Micropur Forte, disinfects clear drinking water with chlorine. Bacteria and viruses are killed in 30 minutes. With silver. Tasteless.

⑤ MF 1.000F :	100 ml	for 1000 l GP* 200,00/1 l	61229	20,-
Attention: H411				



Aqua-Clean
 For the conservation of drinking and industrial water. Odorless and tasteless, silver-based. Preserves up to 6 months.


⑥ Aqua Clean 500 for 500 liters of water,	50 ml, liquid	GP*230,00/1 l	61273	11,50
Attention: H410				
⑦ Aqua Clean 1000 for 1000 liters.	100 ml, liquid	GP*139,50/1 l	61274	13,95
Attention: H410				
⑧ Aqua Clean 1000 Quick for 1000 liters.	Silver based with chlorine. Disinfects within 30 min. by adding chlorine.	100 ml, liquid	GP*152,00/1 l	61278 15,20
Attention: H410				

Makes drinking water durable

Disinfects

from **11,50**

Use biocidal products with care. Always read the label and production information before use.




MultiMan

⑧ ChloroSil
 Preserves and disinfects clear drinking water, protects against re-germination of existing bacteria and germs for up to 6 months. **With chlorine & silver.**

1000 F :	100 ml liquid for 1000 l	GP* 144,00/1 l	61290	14,40
Attention: H410				
5000 P :	100 g powder for 5000 l	GP* 264,00/1 kg	61291	26,40
Attention: H400, H411				
10000 P :	100 g powder f. 10000 l	GP* 289,90/1 kg	61292	28,99
Attention: H400, H411				

⑨ PuroSil
 preserves clear drinking water, protects against recontamination. **With silver.**

1000 F :	100 ml liquid for 1000 l	GP* 134,00/1 l	61303	13,40
Attention: H411				
5000 P :	100 g powder for 5000 l	GP* 234,00/1 kg	61304	23,40
Attention: H400				
10000 P :	100 g powder f. 10000 l	GP* 280,00/1 kg	61305	28,-
Attention: H 400				



certisil

⑩ certisil argento
 Long-term protection, effect after ca. 1 hour. Makes clear drinking water durable. Silver protects against re-germination for up to 6 months.

ca 1.000 F :	100 ml liquid for 1000 l	GP*140,00/1 l	61313	14,-
ca 10.000 p :	100 g powder for 10.000 l	GP* 260,00/1 kg	61315	26,-
Attention: H411				

⑪ certisil combina with chlorine and silver, disinfects in 15 to 30 min.

cc 1,000 F :	100 ml liquid f. 1000 l	GP* 180,00/1 l	61317	18,-
Attention: H411				
cc 10,000 p :	100 g powder for 10.000 l	GP* 280,00/1 kg	61318	28,-
Danger: H319, H410				

⑫ Biocool - Purify my drinking water is enough for 1250 l drinking water. Keeps water fresh for up to 3 months. Without silver and chlorine. Biological degradable. add 1 tablet to 5 l of water and let it act for 3 hours.

250 tablets	613005	29,99
Danger: H302, H318		

Preserves and disinfects drinking water

Preserves drinking water

Disinfects

from **14,40**

from **13,40**

14,-

NEW 2023

Use biocidal products with care. Always read the label and production information before use.

WATER FILTER FOR WATER QUALITY WITHOUT CHEMICALS

Alb MOBILE: The Portable

With the Alb Filter Mobil sets, you can turn even taps with unclear water quality into drinking water dispensers.

The ideal companion for your trip.

Filters your water directly from the source before it enters the tank.

All mobile filters are supplied including the GEKA quick connector.

Mobile Active	61501	149,90
Mobil Nano	61502	179,90
Mobile Fusion* incl. wall mount	61503	299,90

*Mobile Fusion = Set from Mobile Active and Mobil Nano in a longer housing.
Fig. shows Alb Mobil Active incl. additional Alb Protect.




Alb TRAVEL: The fixed

By installing the Alb Filter Travel behind the (fixed) water tank, this solution offers the best protection against contamination and germs directly before removal.

All travel filters are supplied incl. wall mount.

Travel Active	61504	149,90
Travel Nano	61505	179,90
Travel Fusion*	61506	299,90

*Travel Fusion = Set of Travel Active and Travel Nano in one longer housing. Fig. shows Alb Travel Nano.



Alb PROTECT: Protection against coarse

The Alb Protect is a pre-filter for filtering large dirt particles that could possibly clog the subsequent filters.

The Protect filter housing is screwed onto the existing housing.

Protect	61507	49,90
----------------	--------------	--------------

Suitable for all Alb MOBIL and Alb TRAVEL



Alb PRO CAMPER: All in One Set

This set combines all 3 filter systems. Filter stage 1 and 2 consists of MOBIL ACTIVE filter and PROTECT pre-filter. Filter stage 2 consists of the TRAVEL NANO fixed-mount filter.

Per Camper Set	61515	319,90
-----------------------	--------------	---------------



Filter cartridge
Active



Filter cartridge
Nano



Filter cartridges Active +
Nano = Fusion



Protect filter
pad

The filter cartridges

Nano as a germ barrier protects against microorganisms. With a permeability of less than 0.1 µm, even germs and bacteria cannot get through.

Active with activated carbon core is capable of removing chlorine, organic and to filter medicinal pollutants, pesticides and solvents.

Protect filters with a permeability of 40 µm, filters out microscopically small elements upstream of the Active and Nano filters.

Replacement cartridges and filter pads

For the filters and filter sets here are the right cartridges.

The following replacement intervals are recommended:

Nano after ca. 3000 - 5000 l or every 4 months.

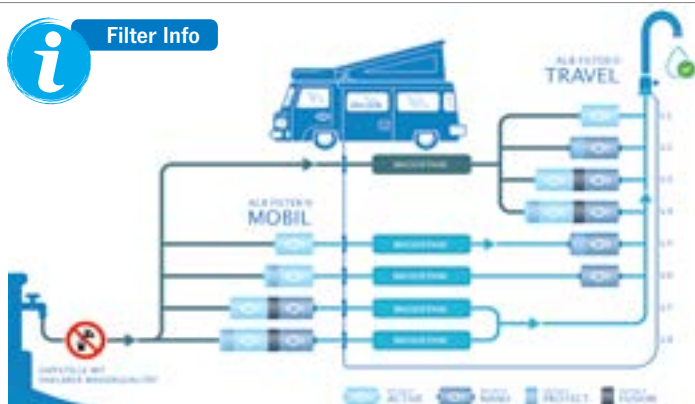
Active after ca. 5000 - 7000 l or every 6 months.

Fusion after ca. 3000 - 7000 l or every 4 - 6 months.

Nano replacement cartridge	61509	59,90
Active replacement cartridge	61510	24,90
Fusion replacement cartridge set	61513	79,90
Fusion Ersatzkartuschen-Set inkl. 3 Protect Filterpads	61514	94,90
Protect 3 pack filter pads	61508	17,90



Filter Info



	Active	Nano	Fusion*
Smell, taste	yes		yes
Chlorine	yes		yes
Heavy metals	yes		yes
Pesticides	yes		yes
Drug residues	yes		yes
Microplastics	yes	yes	yes
Asbestos fibers	yes	yes	yes
Germs and bacteria		yes	yes
Microgerms		yes	yes
Legionella		yes	yes
Flow**	7 l/min	15 l/min	6 l/min

*Combination of two filter housings and Active + Nano cartridges **at 3 bar.

GEKA Hybrid clutch

- Variable grommet for hoses with inner Ø from 10-13 mm
- Quick coupling with aquastop for fast connection and disconnection

Connection set mobile

61516	49,90
--------------	--------------

Connection set Travel

61517	49,90
--------------	--------------



Element and Fusion - Neoprene protective sleeves for Alb filters

- For all variants with/without Protect prefilter
- Practical hanging loop
- Quickly attach and remove the cover possible
- Protects the GRP of your caravan, caravan or motor home when refueling
- Protects the filter unit during storage



The neoprene protective cover for the Alb filter (single or double, with or without Protect) covers the complete filter unit. Protects your motorhome/caravan/van and filter housing, from scratches and bumps during storage and refueling.

NEW: Element (Simple)	61525	7,90
Fusion (Double)	61518	9,90

NEW
2023

WATER FILTER

Certec® Inline - the compact turbo filter system



- Blitz fast cartridge change
- Kompact, simple operable and reliable
- Whe has a special antiseptic and antibacterial effect
- Hmaximum possible flow rate
- Minimized pressure drop
- Sehr high germ protection
- Extremely high filter performance
- Special activated carbon from organic coconut
- Integrated venting function
- Trinking water certified

Complete set: consisting of housing, cartridge 6in1, holder, 2 x LILIE push-and-connect valve adapter and quick coupling, cardboard box and instructions. Dimensions: H325 x W183 x D121 mm. Weight: 1245 g

65430 199,90



LILIE push-and-connect valve adapter and quick coupling

High inner Ø, Ideally matched to LILIE TWSWG, Easy and quick installation, Long-term high and secure sealing at high flow. Connection for hoses with inner Ø of 10 mm. Pressure resistant and tight up to 5 bar. Dimensions: Quick coupling: H82 x W33 x D18 mm, 15 g. Valve adapter: H74 x W34 x D34 mm, 15 g. Connection 10 mm / ½"-IG

65434 13,50



Housing

Compact, easy to use and reliable, highest possible flow, minimized pressure drop. Max. Inlet pressure 7.6 bar, Maximum possible flow 14 liters/min.

H160 x W120 x D120 mm, 700 g
65432 69,50

Cartridge 6 in 1

Extremely high filtration capacity, special activated carbon made from organic coconut, extremely high molecular sieving, unique germination. Filter medium and mode of action: Certec® ceramic, Bioelectro-Depot+, Self-regulating, High flow rate with 14 l/min. Germicidal: retention value 0.3 µm. Service life 15,000 l or 6 months.

Dimensions: H125 x W70 x D70 mm. Weight: 325 g
65431 69,50



Bracket

Robust, made of stainless steel, dimensions: H130 x W75 x D90 mm. Weight 340 g

65433 29,40

Water filter

Aqua Clean Filter Set

Complete filter system with activated carbon filter cartridge

For sterilization and taste improvement. Very robust 5" housing with activated carbon filter (see replacement filter cartridge for description). Long life, mounting in the hose assembly (10 mm to 13 mm). Practical wall mounting.

65320

91,90



Sediment replacement filter cartridge

For about 5000 liters, filters sand, rust, metals and all small particles from the water. Ideal as a pre-filter. Temperature range from 0 to 74°C, flow rate ca. 19 l/min. Made of polypropylene fibers. Nominal filter unit: 5 microns.

65321

26,90

Activated carbon filter

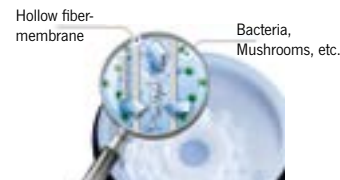


Activated carbon replacement filter cartridge

For ca. 5000 liters, filters sediments from the water and removes bad odor, chlorine and other chemicals. Temperature range from 0-52°C, flow rate ca. 9.5 l/min. Made of cellulose with impregnated activated carbon. Nominal filter unit: 5 microns.

65322

27,30



* Depending on raw water quality
Filter change recommended after 6 months

Filling & Inline Filter FIE-100

The FIE-100 filling and inline filter is a compact, sterile filtration system that removes pathogens such as bacteria, fungi, etc. to almost 100% purely by physical means, thus guaranteeing hygienically perfect water. It is ideal for filling/fueling the fresh water tank at home and on the road (Gardena® compatible connections), as well as for installation in front of a faucet.

Technical data:

Bacteriological retention: >99.9999%
Filter fineness: 0.1µm absolute (0.0001mm)
Capacity: ca. 2000 to 5000 liters*
Water pressure: max. 6.3 bar
Dimensions: 200 x 60mm (L x Ø)
Flow rate: ca. 7 liters/min at 3 bar

Filling & Inline Filters
Filter change set

65353

653530

139,90

59,90



Drinking water: Many diseases and infections are transmitted through drinking water. When traveling, there is a risk of ingesting contaminated water. This often happens unconsciously, e.g. through toothbrush water. The smallest amounts are enough to become infected. The most common pathogens are bacteria, which can cause intestinal infections, influenza (flu), salmonella, but also cholera or typhoid.

Various methods are suitable for water treatment:

1. **Boiling off** | Costly and energy-intensive, since water must be at least cooked for 10 min. In addition, boiled water becomes contaminated again relatively quickly.
2. **Silver** | By adding small amounts of silver, germs and bacterial coatings are inactivated. Excellent preservation is obtained. Silver-based sterilizers are tasteless and store well. Effect after about 1 hour.

3. **Silver & Chlorine** | By combining the two components you achieve an even higher protection, because the chlorine kills the bacteria / germs. Unfortunately, this combination is not completely tasteless.

4. **Mechanical** | Water filters disinfect water easily and quickly. Depending on the type of filter, turbidity and germs are filtered. Depending on the application, the appropriate type of filter should be selected:

Activated carbon filters reduce, for example, toxins such as pesticides. Ceramic filters pass the water through a porous ceramic, which (enriched with silver) prevents the germination of bacteria. Filters with UV lamps destroy the DNA of microorganisms.

Optimal filtering results are achieved by a combination of different filtering methods.

ALDE AquaClear UV-C LED / Carbon Filter Set

- Double filter system consisting of UV-C disinfection and carbon filter
- For mounting on 12 mm pipe system or 10mm water hose.
- Suitable for pressure pumps and submersible pumps.
- Set 65511 can be connected to the Alde Compact 3030 - information about the filter then appears in the display of the heater.

Alde AquaClear UV-C compact water purification system. Disinfection is based on UVC light with the latest UVC LED technology, and the product neutralizes about 99% of microorganisms at water flows (up to 4 liters/min). The pressure drop across AquaClear is up to 0.9 bar, which is why a fresh water pump with a pressure of at least 2 bar is recommended.

Alde AquaClear is approved for drinking water according to EU requirements. The service life is ca. 70m³ of water or an operating time of ca. 300 hours. With a use of ca. 20 min/day, the service life is thus ca. 900 days. The Alde Carbon filter should be changed once a year.

When the AquaClear is connected to the Alde Compact 3030, the number of hours is displayed on the control panel.

	Neutralizes	Reduces	Improves
E coli bacteria	yes*		
Legionella	yes*		
Claws	yes		
Smell	yes		
Pesticides		yes	
Heavy metals		yes	
Taste			yes

* 99.9% at a water flow rate of <4.0 l/min



AquaClear UV-C LED filter set

Connection to Alde Compact 3030 possible to show filter status in display, but also suitable for mounting with connection to pump control.

65511 349,-



Filter set AquaClear UV-C LED incl. LED panel

Connection for mounting with connection to the pump control. Incl. LED panel for status display.

65512 369,-

myclean®water Water filter

- With the innovative quick couplings of the Installation set the filter can be changed quickly and easily changed - without getting it wet.
 - The filling set filters microorganisms before they are before they can enter the water system of the Travel companion's water system. Practical for Gardena® connections.
 - Highest quality from medical technology.
- A combination of installation and filling filter sets provides maximum safety.

The reliable filter for pure fresh water on tour

easydriver myclean®water fights microorganisms such as bacteria, pseudomonads, legionella, fungi and protozoa. The safe filter ensures a bacteria retention of 99.99999 % due to its microfine membrane. For pure drinking water and pure refreshment. Tested according to ASTM F838-20 standard.

Here's how: Connect the filter to the piping system or the end of the filling hose, depending on the set. Then it's just: water march! easydriver myclean®water does the rest. After one camping season (or after 12 months), only the filter cartridge needs to be replaced - the housing can continue to be used. Truly sustainable: Our clever cartridge system reduces plastic waste by 80%.

myclean®water



myclean®water installation set (straight connections). Dimensions: L 348 x Ø 67.5 mm. Weight 270 g

65441 129,-

myclean®water installation set (angled connections) Dimensions: L 211 x W 155 x Ø 67.5 mm. Weight 270 g

65442 129,-

myclean®water installation set (1 x straight, 1x angled connection)

Dimensions: L 280 x W 155 x Ø 67.5 mm. Weight 270 g

65443 129,-

myclean®water filling filter set (For Gardena® connections) Dimensions: L 163 x Ø 67.5 mm. Weight 250 g

65444 99,-

myclean®water filter cartridge Dimensions: L 102 x Ø 51 mm.

Weight 29 g **65445 79.90**

Water filter US-E2

Water is permanently filtered. Fixed connection in the cold water pipe. Filters up to 99.99% bacteria and algae. Reduces sediment, dirt particles and sand. Ø 7.0 x H 38.0 cm. For horizontal and vertical mounting. Possibility of connection to "JohnGuest" 12 pipe-system or hose Ø12 mm.

Complete filter system

65355 533,50

Replacement filter for up to 7600 L

65356 167,25



Water filter Inline with 10 mm hose connection

Fresh water filter for installation in your water system. Filters chlorine, phosphates, suspended solids and bad taste with activated carbon granules. Hose nozzles on both sides for 10 mm hose. Length (without grommets): 195 mm, Ø 55 mm. Shelf life: 3000 l (change annually)

65340 38,95

WATER FILTERS AND FILTER BOTTLES



Built-in water filter

① Katadyn housing EBF for installation filter

Safe drinking water directly from the tap. Ideal for kitchens with limited space. Food safe plastic, up to 5 bar, 1/2" thread. Compatible: Ceradyn, Carbodyn, Superdyn, No. 4.

65449 90,--

② Katadyn Ceradyn built-in filter

The guarantor for absolutely reliable filtration. Provides everything you need: The microporous ceramic guarantees the filtration of all solids, bacteria and parasites. Silver impregnation additionally prevents further reproduction of bacteria and this without the use of undesirable chemicals.

654491 90,--



Clean water at a low price

WM aquatic

① Water filter set "Mobile Edition"

- Prevents dirt from entering the water tank
- Protects pump, boiler and fittings
- Incl. **Dirt filter** Filter fineness 1µm
- Quick and easy filter change
- Incl. Filter bowl
- Incl. Grommets for hose connection

Water filter set 65314 49,90

② Activated carbon filter element

- Filter fineness: 10µm
- Removes e.g. pesticides and Heavy metals
- Reduces odors and flavors

65315 11,90

③ PP filter element Filter fineness: 1µm

- Removes parasites, sand, rust, pollen, suspended solids, etc.

65317 8,90



Wide-neck bottle

VARIO filter

Filter Spare element

Ceramics Pre-filter disc

Activated carbon Refill

Katadyn VARIO water filtration system

It is small and light, but brings a lot of power. Fast preparation of up to 2 l/min is no problem with the Dual Piston technology. Optionally, 2 l/min can be filtered in "Faster Flow" mode or 1 l/min in "Longer Life" mode. This activates a ceramic pre-filter that extends the life of the fiberglass filter in more polluted water. The water passes through three stages of filtration to eliminate all harmful ingredients. Activated carbon reduces odors and chemicals, the ceramic pre-filter removes particles and suspended solids, and the fiberglass filter retains bacteria and protozoa. The result: fresh, great-tasting water.

VARIO filter 61490 129,90
VARIO filter spare element 61492 70,--
VARIO activated carbon refill pack, 2 pcs. 61493 23,--

Delivery without bottle !!!
 Order bottle also or use other wide-neck bottle.



BeFree water filter system

- Ultra light and compact hollow fiber filter
- With a pore size of 0.1 micron (0.0001 mm), the Katadyn BeFree™ 1.0 liter reliably removes
- Bacteria, cysts and sediments.
- Fast flow rate of up to 2 l per minute
- No backwashing and no auxiliaries necessary

The EZ-Clean Membrane™ can be easily cleaned by shaking or swiveling.


① BeFree filter bag 1.0 l 61494 60,--
② BeFree Gravity Filter 3.0 l 61485 90,--
 incl. hose
③ BeFree replacement element blue 61496 39,90

Service flaps from CARYSAN

- Can be mounted anywhere on the caravan or motorhome
- No reinforcement needed on the wall
- No sawn edges visible in the interior
- All flaps are lockable

Scope of delivery:

Template, 4 stainless steel screws, inner holding frame.
Cut-out size: 135 x 99 mm for wall thickness from 16 to 40 mm.
(Not for supply center)



Pass-through

With winter insulation,
without shower fitting
63214 49,90

① Multimedia flap

230/12 Volt, Sat + TV

820161 75,-

② Gas socket

751401 94,-

③ City water connection

65208 90,-

④ Water withdrawal valve

For pressurized water systems

65207 67,-

⑤ Filling nozzle with funnel

For filling hose Ø 40 mm

65217 50,-

For filling hose Ø 30 mm

652171 48,-



Tapping cans for water - also as outdoor shower



Water socket

With quick coupling for direct connection of a shower hose. With switch.
Incl. Coupling piece.
Ø 62 mm, depth: 55 mm.

Color: white **63210 58,-**
Color: black **632101 58,-**

Hand shower

Suitable for water sockets 63210, 632101 and 63220, 632201, continuous jet or manual shut-off.

63226 49,95



Socket with pre-mixer

For cold and hot water;
Hole size: 157 x 67 mm, depth: 90 mm. Pressure resistant. Casing bears ca. 30 mm on the outside.

Color: white **63220 126,-**
Color: gray **632201 126,-**



Water sockets and hand shower in set



includes a water socket with pre-mixer and a hand shower.
without lock 63221 145,-
with lock 63201 149,-



includes item 63210 "water socket" and 63226 "hand shower".
63227 85,-



Service door with shower

For cold and hot water. Lockable. Outer dimension: 345 x 220 mm, installation depth: 83 mm. Case wears ca. 19 mm on the outside. Connections: 1/2" male thread. Length hose: 1.50 m. Material: PP.

63219 49,90

City water connections - feeding from the public water network



City water regulator

Reduces the inlet pressure. With integrated backflow preventer. Inlet pressure: up to 10 bar, flow pressure: 1 bar, idle pressure: 1.5 bar, connection: barbed fitting for water coupling 1/2"

63216 45,-



Variant supply flap

External connection for external water supply with cylinder lock. Outlet pressure 0.7 bar is not exceeded by city water regulator. Inlet pressure: up to 10 bar, closing pressure: 1.5 bar. Cutout: 155 x 65 mm, installation depth: 360 mm.

63215 77,50

They are suitable for pressurized water systems in motorhomes, caravans or boats. The feed is to the existing water system, reducing the city water pressure at the feed point. The pressure pump is also a check valve to prevent water from flowing into the tank.



City connection COLORADO

With pressure reducer to 1.4 bar outlet pressure and 2 bar closing pressure. Connection via Gardena plug-in coupling.

Installation dimension: 157 x 67 mm.

63230 94,-



COLORADO PLUS

As COLORADO, but with additional solenoid valve. This disconnects the connection from the pressure network when not in use.

Installation dimension: 157 x 67 mm

63218 185,-

GAS SOCKETS, FILLER NECKS, WATER, DIESEL, ACCESSORIES

Service boxes

- Magnetic lid closure
- Suitable versions for CEE, water filler & Sat/TV sockets
- Dimensions: 130 x 145 mm,- mounting Ø 95 mm

All lids with magnetic closure

① Water sampling can

With switch for pump control.

White	63299	81,20
-------	-------	-------

② Gas socket

White	65313	136,95
Black	652511	136,95
Light gray	652512	136,95
Gray	652510	136,95

③ Wall duct

For example for cables or hoses

White	65250	25,-
Black	652501	25,-
Light gray	652502	25,-
Gray	652500	25,-

④ City water junction box

with pressure reducer 1.0 bar flow pressure with max. 7 l/min. 1.5 bar idle pressure.

White	65252	145,-
Black	652521	145,-
Light gray	652522	145,-
Anthracite	652523	132,50



① Filler neck water - Short

Ø 40 mm, Mounting Ø: 83 mm. Without lid. Without venting.

Color	Item no.	Price
Black	52623	14,50
Mounting gasket black	52625	5,50

② Fuel filler neck - Long Ø 40/50 mm.

Without lid. With vent incl. gas station symbol.

Color	Item no.	Ø	Price
Black	52624	40 mm	19,-
Black	52618	50 mm	18,-

③ Lockable lid with vent incl. lock cylinder and 2 keys (for 1 + 2).

Color	Item no.	Price
Black	52660	17,-
White	52621	17,-



Diesel filler neck

Hose connection: 50 mm, with magnetic hinged lid. Material: thermoplastic. Color: Pure white (RAL9010). (Use only with closure cap 65245)!

526240 64,95

Closure cap for diesel filler neck

Closing cap with venting diaphragm and connection. (FF system ZWO/HSC). Material: plastic. Color: black

65245 34,95



Filler neck round water

Plastic. Installation opening ca. Ø 85 mm. With connection flange Ø 40 mm. Vent/overflow with 10 mm connection.

With lockable lid incl. lock cylinder and 2 keys.

Color	Item no.	Price
Black	65210L 65210	28,95
White	65211L 65211	28,95
Mounting gasket	65225	5,65



Replacement lid for 65210 + 65211

Incl. Lock cylinder and 2 keys.

Color	Item no.	Price
Black	65216	16,50
White	65215	16,50



Filler neck with screw cap, WHITE

Without venting. Overall dimension: Ø 117 x D 77 mm. Installation dimension: Ø 90 mm.

65229 15,90



Filler neck for interior mounting

with screw cap. Without venting. Installation dimension: W125 x H105 mm. Overall dimension: W158 x H138 mm.

65223 18,50
65223L

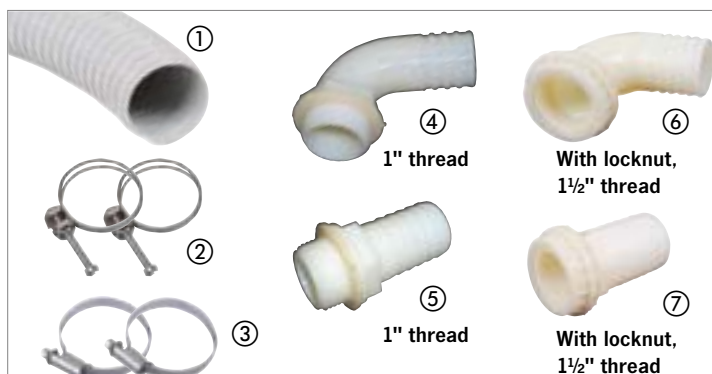


Lockable Flap

Plastic white, for hose Ø 40 mm.

Installation dimension: Ø116 mm. Overall dimensions: W 155 x H 149 mm.

65218 45,95



Mounting accessories for water filler neck

① Spiral filling hose flexible.			
Ø 30 mm	30 m	65211	28,95
	5 m	652010	23,95
Ø 40 mm	10 m	652001	59,-
	5 m	652000	29,95
② Special clamps for spiral hose			
2 pieces for Ø 40 mm	65109	651090	4,95
③ Hose clamps			
2 pieces for Ø 32-50 mm	65205	652050	8,95
Tank fitting for tank/filling hose connection:			
④ for hose Ø 30 mm, 90		650181	8,70
⑤ for hose Ø 30 mm, straight		65018	5,20
⑥ for hose Ø 40 mm, 90	65231L	65231	12,60
⑦ for hose Ø 40 mm, straight	65230L	65230	8,90



HEOSwater connector®

- Water tank lid with hose connection
- Fast - hygienic - without losses
- For all common filler necks on motorhomes, boats, caravans, etc.
- Water tank lid with hose connection for tanks with and without overflow
- 1/2" connection thread with Gardena coupling in the scope of delivery



Outer Ø 67 mm



For all tank filler necks from our range and from many other manufacturers. With 2 included adapters, the water connector can be used for various filler necks. With base ring for lid Ø 77 mm or with additional ring for lid Ø 67 mm. Also for smaller filler necks, e.g. Dethleffs, LMC or TEC from Bj. 2010 suitable. Suitable for water tanks with and without overflow.

652124 16,90



Filler neck with magnetic hinged lid

180° opening lid with magnetic closure. Approval according to KTW. Plastic IP 44. Installation opening: ca. Ø 95 mm. Structure: ca. 16 mm. External dimension H145 x B130 mm. With connection flange Ø 40 mm. Vent/overflow with 10 mm connection. Without fuel cap. To complete, please order lid, key set and lock separately.

Color		Item no.	Price
Black	65232L	65232	25,70
White	65233L	65233	25,70
Light gray	65234L	65234	25,70
Gray	65235L	65235	25,-

Replacement flap with magnetic closure

for filler neck with magnetic flap.

Color	Item no.	Price
Black	65232D	22,40
White	65233D	22,40
Light gray	65234D	22,40
Gray	65235D	21,80



Tank lid without lock cylinder

for filler neck with flap, also as spare part. Suitable for various types of lock cylinders. **Without lock cylinder**, please order separately.

	Color	Cylinder type	Item no.	Price
①	Blue	HSC	652242L	652242 15,95
like ①	White	HSC	65224L	65224 14,50
like ①	Black	HSC	652241L	652241 15,90
like ②	Blue	ZADI	A0820380	20,50
like ②	White	ZADI	52620	13,95
like ②	Black	ZADI	52659	14,95
like ③	White	ZADI	52662	14,95
like ③	Black	ZADI	52619	17,95

Fuel filler caps with lock cylinder of the left side are suitable for the fuel filler flaps.



Closing system HSC

2 keys HSC system for tank lid with HSC system.

Key no.	Item no.	Price
481	52449L	52449 19,-
482	524491L	524491 19,-
483	524492L	524492 19,-
484	524493L	524493 19,-
485	524494L	524494 19,-

Lock cylinder HSC system for tank lid with HSC system.

Key no.	Item no.	Price
481	52452L	52452 19,-
482	524521L	524521 19,-
483	524522L	524522 19,-
484	524523L	524523 19,-
485	524524L	524524 19,-



ZADI

ZADI locking system

Cylinder and key blank

52626	5,50
1 cylinder and 2 keys	
52628	19,90
2 cylinders and 2 keys	
52629	20,90
3 cylinders and 2 keys	
52630	22,90
4 cylinders and 2 keys	
52631	24,90
5 cylinders and 2 keys	
52632	26,90
6 cylinders and 2 keys	
52633	28,90
7 cylinders and 2 keys	
52634	30,90
8 cylinders and 2 keys	
52635	32,90

Filling funnel

① DrychterHD-PE 140mm with dosing stop in white, food safe. Outer Ø 14 cm, L 18 cm.

60044 14,95

② With strainer for tank filling. With rigid outlet spout. Outer Ø 17 cm

60299 19,95

19,95

Known from TV

PRESSURE WATER PUMPS



LILIE

3 chamber pump

5 years warranty*

LILIE diaphragm pumps-IQflo®

IQflo 11.1 WhiteYellow

Without splashing and without chattering, flow-controlled control system

No separate pressure compensation tank necessary

whisper quiet: up to 25db quieter than comparable solutions

11.0 l/min, 2.4 bar, for up to 4 - 5 taps

Max. Suction heights 3.1 m. Max. 6.5 A, weight 1.9 kg.

Cut-off pressure from 0.1 to 2.4 bar. Dimensions: L 220 x W 130 x H 115 mm,

62989

229,-

*Warranty on the engine

Series WhiteYELLOW

Certified according to the latest version of DIN 2001-2 (Drinking Water Ordinance). This includes a test according to KTW and DVGW-W270 for each individual component.



3-chamber diaphragm pumps - CLASSIC series

① LILIE Classic Series White YELLOW 7 l/min

3-chamber diaphragm pump with 1.4 bar, 12 V, max. 4.5 A.

Self-priming up to 2.5 m. Hose connection 10 mm. L 210 x W 129 x H

114 mm

620012

99,95

LILIE Classic Series WhiteYELLOW 10.6 l/min

Same as Trailing 7, but with 2.1 bar. 12 V, max. 4.0 A.

Self-priming up to 3.1 m. Weight 1.8 kg. L 210 x W 129 x H 114 mm

620022

129,-

② LILIE Classic Series Whisper King White YELLOW 10 l/min

3-chamber diaphragm pump, extremely quiet, high flow rate, special noise-reducing material. Special seals on the pump head. 10 l/min. 3.1 bar, 12 V, 5.9 A. Self-priming up to 3.0 m. With hose connection 10 mm.

L 212 x W 128 x H 125 mm

620032

175,-

4-chamber pumps

NEW
2023



4-chamber pressure pumps – SOFT series

LILIE Soft Series White YELLOW with mechanical bypass control. 4-chamber diaphragm pump, makes the water flow particularly gently and quietly.

Operating temperature up to 77 °C. With backflow preventer up to 13 bar.

Dimensions: L 205 x W 125 x H 110 mm. With 1/2" connections and fittings for 10 mm hose.

③ 7.5 l/min, 1.4 bar, for up to 3 taps

Max. Suction heights 2.5 m. Max. 4.2 A, weight 2.0 kg.

62990

120,-

11.3 l/min, 2.3 bar, for up to 4 taps

Max. Suction heights 3.1 m. Max. 5.5 A, weight 2.0 kg.

62991

149,-

④ 12.2 l/min, max. 3.1 bar, for up to 5 taps

Cut-off pressure from 1.75 to 3.2 bar. Max. Suction heights 3.1 m.

Max. 8.0 A, weight 2.1 kg.

62975

229,-

14.4 l/min, max. 3.1 bar, for up to 6 taps

Cut-off pressure from 1.75 to 3.2 bar Max. Suction heights 3.1 m.

Max. 10.5 A, weight 2.2 kg.

62976

239,-

⑤ LILIE by Shurflo Aqua King Series

7.9 l/min, Cut-off pressure adjustable from 1.1 - 2.1 bar.

Max. Suction heights 2.5 m. max. 4.0 A, L 208 x W 125 x H 106 mm

620041

139,-

5-chamber pumps

Ideal for vehicles
from 8 m body length

344,-



3 years warranty

5-chamber pressure pumps – Smart series

5-chamber smart sensor diaphragm pump. Very high, variably adjusted conveying capacity. The water pressure is sampled via an integrated "SmartSensor". The signals are passed on to the intelligent microprocessor-controlled electronics, which control the motor speed and the flow rate. The required amount of water is dosed exactly as needed. The pump starts very quietly and does not splash. Protection against moisture, overvoltage and undervoltage. Backflow protection up to 20 bar. Connection with quick fittings on 1/2" male thread (included).

⑥ 18.9 l/min, 5.2 bar

Max. Suction heights 3.9 m. Max. 10.0 A,

Dimensions: L 260 x W 123 x H 145 mm Weight 3.27 kg.

620371

369,-

⑦ 14.0 l/min, 2.5 bar

Max. Suction heights 3.3 m. Max. 6.5 A,

Dimensions: L 230 x W 123 x H 145 mm. Weight 2,89 kg.

62995

344,-

18.9 l/min, 2.5 bar

Max. Suction heights 4.0 m. Max. 10.0 A,

Dimensions: L 253 x W 127 x H 117 mm. Weight 3,27 kg.

62996

393,-

Pump connections

NEW
2023



Double screw grommet

to the connection. 2 x 1/2".

E10094

5,30

for hose,
straight

for hose connection
with inner Ø:

10 mm

62005

2,99

12 mm

620051

2,99



for hose,
angled 90°

for hose connection
with inner Ø:

10 mm

62006

2,99

12 mm

620061

2,99



for Uniquick, straight

for connection to pipe system with Ø 12 mm

650589

8,95



for Uniquick,
angled 90°

for connection to pipe system with Ø 12 mm

650619

7,95



CARBEST
INNOVATIONS FOR MOBILE LIFE

① **2-chamber pressure water pump - 3.8 l/min, 2.8 bar**
Self-priming. Connection via 3/8" (10 mm) hose bolt incl. filter and hose adapter. Ca. dimensions: L 62 x W 154 x H 98 mm, 12 V, 3.5 A (max. 7.5 A).

620550 49,90

② **3-chamber pressure water pump - 7 l/min, 1.4 bar**
Self-priming. Connection via 1/2" external thread incl. filter and hose adapter. Ca. dimensions: L 203 x W 130 x H 123 mm, 12 V, 3.0 A (max. 6.0 A).

62055 89,90

② **3-chamber pressure water pump - 10 l/min, 2.8 bar**
Self-priming. Connection via 1/2" external thread incl. filter and hose adapter. Ca. dimensions: L 203 x W 130 x H 123 mm, 12 V, 3.5 A (max. 7.5 A).

62056 94,90

③ **4-chamber pressure water pump - 11.3 l/min, 3.8 bar**
Self-priming. Connection via 1/2" external thread incl. filter and hose adapter. Ca. dimensions: L 203 x W 130 x H 111 mm, 12 V, 3.5 A (max. 7.5 A).

620560 109,--

④ **5-chamber pressure water pump - 18.9 l/min, 4.2 bar**
Self-priming. Connection via 1/2" external thread incl. filter and hose adapter. Ca. dimensions: L 203 x W 130 x H 111 mm, 12 V, 3.5 A (max. 7.5 A).

620561 139,--



Pumps incl. accessories

Self-priming pressurized water pumps

4-chamber pump – 11.6 l

Solid rubber anti-vibration feet. Up to 4 m suction height. 12V. Max. 11.6 l/min. Cut-off pressure: 2.4 bar (adjustable from 1.2 to 6.9 bar). 2.7 A (max. 7.5 A). Water connections: 12 / 13 mm hose nozzle (1 x straight, 1x angled).

L 203 x W 125 x H 111 mm

62980 129,--



Flojet – 12,5 l

4-chamber diaphragm pump, absolutely dry-running safe. With 2 quick connect couplings for 10/12 mm hose. 12.5 l/min at 0.5 bar. Max. 2.5 bar. Ideal for TRUMA boilers. L 208 x W 160 x H 95 mm.

12 V 62012 252,50

24 V 62013 254,70



Aqua 8

Integrated stainless steel filter. Automatic pressure switch. 1.5 bar, 12 V. Dry run. Delivery head max. 3 m. 7 l/min, 1.4 A 62008 148,--
10 l/min, 3.4 A 62009 150,--
Pump head as spare part E6008 21,--



Aqua F - 11,7 l

4-chamber pressure water pump with removable stainless steel filter. Low-vibration housing. Automatic pressure switch. 11.7 l/min, 1.5 bar, 12 V, 2.5 A. Delivery head max. 5 m. Noise ca. 50 dB, weight ca. 2.2 kg.

620091 179,--



BI-Comet - 5,5 l

Double chamber diaphragm pump. 1.4 bar. 1.5-3 A. Self-priming up to 1.5 m. Connection 10 mm. L 130 x W 155 x H 80 mm.

62015 109,95



Pressure equalization vessels



Fiamma expansion tank

Pressure is preset to 0.9 bar and can be increased with a compressor/pump. Dimensions: H 234 x W 154 x D 98 mm. Connection for 10-12 mm hose.

650141 38,--



Shurflo expansion tank

Pressure is preset to 1.4 bar and can be adjusted with a bicycle pump can be increased up to max. 8.6 bar. Dimensions: H 226 x W 103 x D 95 mm. Supplied without connection nipple.

Profi quality E10255 68,95



Carbest expansion tank

Pressure is preset to 1.2 bar and can be increased to max. 8.6 bar. Volume 0,75 l. Dimensions: H 200 x W 123 x D 114 mm. Incl. Hose connection nipple.

650142 24,95



Pressure compensation vessel

Plastic. Uniform water flow. Prevents unnecessary on/off switching. Reduces water consumption and increases pump life.

Max. 5 bar. 65011 23,95

SUBMERSIBLE PUMPS/WATER PUMPS AND ACCESSORIES



REIMO
TOP PRICE
15,50

Submersible pump 12 l
Height saving
Side port of the hose.
For hose from 10-12 mm.
0.6 bar, 18-24 W.
Pump Ø 48 mm

62016 15,50
62016L




Ø 19 mm

Bilge pump Piranha 25 l
12 V pump for fresh, salt and dirty water. Good conveying capacity even at heights of 5 m. Current consumption of max. 1.7 A.
Ø 19 mm **62044 39,95**



COMET
PUMP DRY RUN PROTECTION

Pump dry run protection
for pumps with 12-45 Watt power. Detects prolonged "dry running" of the pump and shuts it down. Thus prevents overheating. Technical data: 8.0-14.4 V, fuse protection: 2.5 A, W x H x D 113 x 31 x 63 mm
62047 59,-




Adapter from 12 mm pipe on hose

REICH
WATER SOLUTIONS

Adapter with 12 mm connection to 10 mm hose, with check valve,
62065 11,50
62065L


on 12 mm hose, without check valve
650569 5,95

on 10 mm hose, without check valve,
650579 6,50





12 Volt submersible pumps with pipe socket connection for hose - Suitable for drinking water

No.	Designation	l/m	bar	Watt	Height	Ø Pump	Ø Connection	Item no.		Price
①	Geo-Duplo Plus	19,5	1,5	50-90	245 mm	42 mm	10 mm	62074L	62074	41,90
②	Submersible pump Lux Plus	16,0	0,85	30-40	-	65 mm	11 mm	62069L	62069	20,95
③	Elegant	19,0	0,55	15-24	-	38 mm	10 mm	62070L	62070	15,-
④	Eco Plus	13,5	0,8	30-45	135 mm	38 mm	10 mm	60095L	60095	19,95
⑤	VIP Plus	20,0	1,1	35-45	-	48 mm	10 mm	62068L	62068	21,30
⑥	Ocean	19,0	1,75	70-85	-	48 mm	10 mm	62067L	62067	32,50
⑦	Ocean Softstart	21,0	1,5	45-60	133 mm	48 mm	10 mm	62076L	62076	38,90
⑧	Ocean 2000	16,0	1,25	24-45	133 mm	48 mm	10 mm	62099L	62099	91,-



Inline pumps for hose with union nut or with pipe socket connection Ø 10 mm

- Amplify the water pressure at long cable runs
- Also as external pump, but not self-priming
- Simply into the hose line embed
- Easy to clean
- Suitable for short dry run
- Quiet operation
- Suitable for drinking water

No.	Designation	Manufacturer	l/m	bar	Watt	Height	Ø Pump	Connection	Item no.		Price
①	Geo-Duplo-Inline Plus		19,5	1,5	50-90	270 mm	42 mm	Spigot 10 mm	62077L	62077	51,-
②	Geo-Inline Plus		19,0	0,7	25-50	150 mm	42 mm	Spigot 10 mm	62075L	62075	22,50
③	VIP inline plus		23,0	1,1	35-45	142 mm	48 mm	Spigot 10 mm	62078L	62078	22,80
④	Amplifier pump 15		15,0	0,5	10-20	-	48 mm	Union nut	62024L	62024	37,95
⑤	Amplifier pump 15		15,0	0,5	10-20	141 mm	48 mm	Spigot 10 mm	620631L	620631	36,95
⑥	Amplifier pump 18		18,0	0,8	30-40	176 mm	45 mm	Spigot 10 mm	620632L	620632	49,95

- Partly drinking water compliant according to DIN 2001-2
- Connection with Hose clamp to any hose with suitable diameter possible
- Suitable for short dry run
- Small diameter - suitable for small canister openings



Pump cable length ca. 80 cm



REIMO TOP PRICE
from **16,95**



CARBEST
INNOVATIONS FOR MOBILE LIFE

Inexpensive submersible pumps with pipe socket connection for hose inner Ø 10-12 mm

No.	Designation	l/m	bar	Watt	Weight	Ø Pump	Drinking water compliant	Item no.		Price
①	Pump standard	10	0,5	10-18	150 g	43 mm	yes	620201L	620201	22,95
②	Easy 14 pump	14	0,5	10-18	145 g	45 mm	yes	620601L	620601	19,95
③	Submersible pump 10 l	10	1,5	40	140 g	38 mm	no		62130	16,95
④	Submersible pump 15 l	15	1,5	50	168 g	49 mm	no		62131	17,95

CARBEST
INNOVATIONS FOR MOBILE LIFE

Submersible pump 16 l

- Fully immersible
- Silent and vibration-free operation
- Permanently lubricated
- Small size
- Light weight
- Quick and easy installation



12 V, 0.6 bar, 5.0 A, operating time for 30 min, delivery head up to 6 m, dry seal with permanent lubrication, hose connection: Ø 12 mm / 1/2", weight: 0.24 kg, Dimensions: H106 x W48 mm.
620001 11,95

- Drinking water compliant according to DIN 2001-2
- Connection with UniQuick system compatible or with adapter for Hose connection suitable
- Easy to clean
- High-tech seal self-lubricating
- Suitable for short dry run
- Particularly hygienic surface
- Suitable hose adapters see left



with filter sieve and vent



with filter sieve



with 2 motors

Drinking water compliant 12 V submersible pumps for pipe system UNI-QUICK without Ø 12 mm

No.	Designation	l/m	bar	Watt	Weight	Ø Pump	Ø Connection	Item no.		Price
①	Pump Power Easy 12	12	0,6	10-18	155 g	45 mm	12 mm	62073L	62073	31,95
②	Pump Power Plus	19	1,1	35-45	175 g	45 mm	12 mm	620661L	620661	50,95
③	Pump Power Jet	22	1,8	70	270 g	54 mm	12 mm	62071L	62071	53,95
④	Pump Power Jet Plus	25	2,1	75	270 g	54 mm	12 mm	62072L	62072	64,95
⑤	Power pump Twin	19	1,4	55	325 g	80 mm	12 mm	620641L	620641	66,95

REICH
WATER SOLUTIONS

- Partly drinking water compliant according to DIN 2001-2
- Connection with union nut to the most fabric hoses possible
- High tech self lubricating seal
- Suitable for short dry run
- Small diameter - for small Canister openings suitable



with check valve



Clamping nuts
as spare part for hose inner-Ø 10 mm/outer-Ø 15 mm
3 pcs. **650171 4,95**

Submersible pumps with union nut for hose with inner Ø 10 mm and outer Ø 16 mm

No.	Designation	l/m	bar	Watt	Weight	Ø Pump	Drinking water compliant	Item no.		Price
①	High performance pump	18	0,9	30-40	180 g	45 mm	yes	620231L	620231	47,95
②	Submersible pump 12 l	12	0,5	10-18	160 g	45 mm	yes	620211L	620211	46,-
③	Power submersible pump	18	1,1	35-45	185 g	45 mm	yes	620621L	620621	49,95
④	Submersible pump 15 l	15	0,5	10-20	190 g	48 mm	no	62022L	62022	42,-

REICH
WATER SOLUTIONS

WATER PUMP ACCESSORIES

Check valves - Prevent the water from flowing back in the water pipe.

7,50

Check valve

Narrow check valve with hose connection 10 mm.

E089 7,50

Check valve brass

Max. Pressure 10 bar. With brass housing, hose connection 10 mm.

65307 11,30

Check valve plastic

Hose connection 10 mm.

65300 8,60

Check valve

With threaded nozzle, hose connection 10 and 12 mm.

65081 9,75

Check valve

Hose connection 10 and 12 mm.


650669 9,50

Large check valve

Robust design, hose connection 12 mm. Max. Pressure 5.6 bar.

65304 32,20

Pump accessories



for REICH submersible pumps

Strainer for submersible pumps

Prevents dirt from entering the pump.

62026 5,25



Rubber bushing

for cables. Inner Ø 5 mm. Hole size for bore 10 mm.

62033 0,50

Pressure switch for submersible pumps - More powerful submersible pumps can thus be used as automatic pumps.



Digital pressure switch 0.8-1.4 bar

For external pumps, with LED indicator for operating status. With 12 mm Speedfit connection and 2 hose nozzles. Pump is automatically switched off, ideal for taps without switches and for converting to pressure pumps. Pressure from 0.8 to 1.4 bar.

62007 132,75



Pressure switch 0.4 bar

Diaphragm switch with check valve, max. 15 A. Hose connection Ø 10 or 12 mm

10 mm **62030 20,95**

10 mm **62030L**

for Uniquick Ø 12 mm **620301 21,95**

Pressure switch 1.0 bar

Diaphragm switch with check valve, switching capacity max. 15 A, hose nozzle Ø 10 or 12 mm.

10 mm **62014 20,90**

for Uniquick Ø 12 mm **620141 20,90**

Universal water filter - For mounting in the hose line and on the pump.



Fine filter - Screw-on transparent lid for cleaning

Filter complete, Hose connection 10 and 12 mm.

65305 14,95

Filter element, Spare part

653051 6,75



Filter - with screw-on housing

Hose connection 10 mm.

65301 7,80



Plastic filter - with transparent housing

For large pumps
Hose connection 12 mm or 1/2" male thread.

65302 16,50



Foot switch

to switch the pump on and off. The attachment is made to the floor. Dimensions: 60 x 45 x 32 mm.

62039 6,90

Accessories for electrical connection of pumps - battery box

For the compact water system. To accommodate 2 x 6 V block batteries. 1m connection cable, incorrect insertion of the battery impossible.

Dimensions: 155 x 70 x 110 mm.

Without batteries. **81340 6,20**

Matching block battery 6 V.

With 2 batteries in a row (in series) you have 12 V.

81339 7,35




Pressure pump prefilter

Filter with output 1/2" male thread. Inlet 1/2" female thread.

62046 11,20
62046L

Hoses and tubes for every purpose



Extra flexible drinking water hose 10 mm

Flexible and abrasion resistant. Temperature resistant: Blue up to +20°C, short-term up to 70°C, Red up to +60°C, short-term up to 100°C. Inner Ø: 10 mm Outer Ø: 16 mm

Color	Length	Item no.	GP/1 m	Price
white/blue 5 m		6500420	4,98	24,90
white/blue 10 m		6500421	4,49	44,90
white/blue 50 m		6500002	3,45	172,50
white/red 5 m		6500430	5,50	27,50
white/red 10 m		6500431	4,99	49,90
white/red 50 m		6500003	3,91	195,60



Tubes as bar stock

Various water pipes for fresh or waste water. Also suitable for other applications
1 = Speedfit, 2 = Uni Quick.

Outer Ø	Color	Length	Item no.	GP/1 m	Price
15 mm	white	2 m	65362 ¹	4,97	9,95
28 mm	black	1 m	65160 ²		5,95
28 mm	black	2 m	65161 ²	4,97	9,95

Accessories for hoses at a glance



Spiral hose clamps

for hose Ø	Quantity	loose Part	No.	Price
19 mm	5 pcs.	65107	651070	4,60
25 mm	5 pcs.	65108	651080	6,20
40 mm	2 pcs.	65109	651090	4,95



Plastic hose clamps

Clamping range	Quantity	loose Part	No.	Price
15–17 mm	5 pcs.	65007L	650070	3,60
17–19 mm	5 pcs.	650060L	650060	5,40
19 mm	5 pcs.	650080L	650080	10,95



Spiral hose for waste water

Hose with circumferential plastic spiral. Does not squeeze so quickly.

Outer Ø	Color	Length	Item no.	GP/1 m	Price
19 mm	gray	10 m	651005	2,29	22,95
19 mm	gray	30 m	651006	2,23	66,90
25 mm	gray	10 m	651010	2,69	26,90
25 mm	gray	30 m	651011	2,70	80,90
30 mm	gray	5 m	652010	4,79	23,95
30 mm	gray	30 m	652011	4,73	142,--
40 mm	gray	5 m	652000	5,99	29,95
40 mm	gray	10 m	652001	5,90	59,--

PVC hose clear 8 mm

8 mm inner diameter. Transparent, without fabric, therefore contamination in the hose is easy to see.


Ø mm	Color	Quantity	Item no.	GP/1 m	Price
8 x 2,0	clear	5 m	651020	1,00	4,99
8 x 2,0	clear	50 m	651029	1,07	53,60



Fresh water filler hose

Suitable as filling hose for drinking water according to drinking water ordinance (KTW). As connection between filler neck and tank.

Inner Ø	Color	Length	Part No.	GP/m	Price
40 mm	white	5 m	652020	15,38	76,90
40 mm	white	10 m	652021	14,49	144,90



Fabric hose clamps

Clamping range	Quantity	loose Part	No.	Price
10–16 mm	5 pcs.	galvanized	650050	3,65
10–16 mm	5 pcs.	V2A	650010	16,20
16–25 mm	2 pcs.	65105	651050	4,75
25–30 mm	2 pcs.	65106	651060	4,60
32–50 mm	2 pcs.	65205	652050	8,95
50–70 mm	1 pc.		49488	1,90
70–90 mm	1 pc.	V2A	72262	11,50
80–100 mm	1 pc.		480641	1,90



Drinking water pipe for plug-in systems

Suitable for fresh water systems according to KTW. Pressure resistant up to 10 bar at 20°C and 6 bar at 65°C. Food safe. Roll goods. Systems: ¹ = Speedfit, ² = Uni Quick

Outer Ø	Color	Length	Item no.	GP/1 m	Price
12 mm	blue	10 m	653600 ¹	1,49	14,95
12 mm	blue	25 m	653601 ¹	1,48	36,90
12 mm	red	10 m	653610 ¹	1,49	14,95
12 mm	red	50 m	653611 ¹	1,48	73,90
12 mm	bl/sw	5 m	6505090 ²	2,19	10,95
12 mm	bl/sw	10 m	6505091 ²	2,09	20,90
12 mm	red/sw	5 m	6505190 ²	2,19	10,95
12 mm	red/sw	10 m	6505191 ²	2,09	20,90



Drinking water hose with fabric insert

Suitable for pressurized water systems thanks to fabric. Meets the latest drinking water regulations. For cold and hot water. Color: Blue
10 and 12 mm inner Ø, 15 and 18 mm outer Ø.

Ø in mm	Length	Item no.	GP/1 m	Price
10 x 15	5 m	650046	2,40	12,--
10 x 15	50 m	650049	1,98	99,--
12 x 18	5 m	6500440	6,21	31,05
12 x 18	10 m	6500441	6,21	62,10



Fastening clamps

Give the hose a secure hold. Made of plastic.

Clamping range	Quantity	loose Part	No.	Price
6–8 mm	1 pc.		751030L	0,30
6–8 mm	10 pcs.		751030	3,10
10–11 mm	1 pc.		75120L	0,40
10–11 mm	10 pcs.		75120	3,20
15–16 mm	5 pcs.	651570L	651570	2,90
17–18 mm	5 pcs.	651590L	651590	3,25
23–25 mm	5 pcs.	65157L	65157	8,10



Pluggable 12 mm pipe system for fresh water

- Quick assembly by inserting the pipe into the fittings
- The connections detachable and reusable
- Exact laying without water pockets, thus reducing the risk of not draining completely during frost minimized
- Installation without kinks, for optimum protection
- 100 % tight up to a pressure of 6 bar at 80° C
- Frost-resistant, food-safe PE pipe, outer Ø 12 mm
- All connectors incl. retaining rings

 <p>Cold water pipe Blue/black, Outer Ø: 12 mm 5 m 6505090 10,95 GP 2,19/1 m 10 m 6505091 20,90 GP 2,09/1 m</p>	 <p>Hot water pipe Red/black, Outer Ø: 12mm 5 m 6505190 10,95 GP 2,19/1 m 10 m 6505191 20,90 GP 2,09/1 m</p>	 <p>Straight connector Ø 12 650529 7,80</p>	 <p>Angle connector Ø 12 650539 8,30</p>	 <p>Y-connector Ø 12 650545 8,90</p>	 <p>T-connector Ø 12 650549 11,50</p>
 <p>T-distributor Ø 12 650547 10,70</p>	 <p>Multiple connector Ø 12 650559 21,20</p>	 <p>Tank feedthrough Ø 12 650557 8,40</p>	 <p>Straight connector to 12 mm hose nozzle Ø 12 650569 5,95</p>	 <p>Straight connector to 10 mm hose nozzle Ø 12 650579 6,50</p>	 <p>Straight connector to 1/2" union nut, e.g. for pressure pump Ø 12 650589 8,95</p>
 <p>Adapter 8 mm pipe E.g. as boiler connection Ø 12 65077 13,95</p>	 <p>Adapter 10 mm pipe E.g. for TRUMA Boiler or submersible pumps Ø 12 650629 11,80</p>	 <p>Hose connector on 10/12 mm hose Ø 12 650659 3,70</p>	 <p>Angle connector to 12 mm hose nozzle Ø 12 650599 5,95</p>	 <p>Angle plug connection with tube Ø 12 650609 5,95</p>	 <p>Angle connector to 1/2" union nut, e.g. for pressure pump Ø 12 650619 7,95</p>
 <p>Adapter 8 mm pipe z. E. g. as boiler connection Ø 12 65078 10,90</p>	 <p>Adapter 10 mm pipe z. E. g. for TRUMA Boiler or submersible pumps Ø 12 650639 11,80</p>	 <p>Adapter with hose Hose piece to 12 mm UniQuick Ø 12 65079 16,80</p>	 <p>Check valve Ø 12 650543 10,70</p>	 <p>Check valve to 10 mm hose nozzle Ø 12 650544 10,90</p>	 <p>End plug Ø 12 650679 5,95</p>
 <p>90° bend for pipe bends Ø 12 650709 3,10</p>	 <p>Closing plug Ø 12 650689 2,50</p>	 <p>Tank screw connection with locknut 1/2" Ø 12 65080 9,90</p>	 <p>Drain valve also for venting Ø 12 650540 13,95</p>	 <p>Drain valve 1 Input Ø 12 650538 13,95</p>	 <p>Drain valve 2 inputs Ø 12 650537 16,60</p>
 <p>Pipe clamp simple 5 piece Ø 12 650749 8,30</p>	 <p>Pipe clamp double 5 piece Ø 12 650747 10,50</p>	 <p>Adapter 12 / 14 from UniQuick 12 mm on UniQuick 14 mm 65076 10,95</p>	 <p>Fuse Safety clips. 5 pieces, as a replacement 65083 7,60</p>		

Pluggable fresh water pipe system 12 mm

- Plug-in system, quick assembly
- The connections are detachable and reusable
- Food safe
- Clean installation with optimal protection
- 100 % tight up to a pressure of 12 bar at 23° C
- Polyethylene water pipe, outer Ø 12 mm
- All connectors with safety clips against accidental loosening
- No cumbersome handling with hose clamps

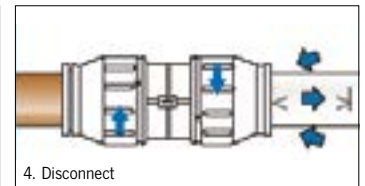
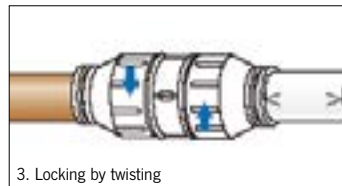
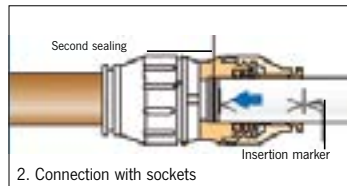
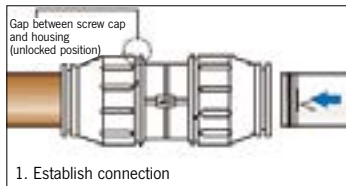

NEW
 2023

 <p>Connector 1/2" IT Ø 12 650011 4,95</p>	 <p>Connector 3/8" IT Ø 12 650012 4,95</p>	 <p>Connector 1/2" AG Ø 12 650013 4,95</p>	 <p>Connector 3/8" AG Ø 12 650014 4,95</p>	 <p>Angle connector to 1/2" union nut Ø 12 650015 5,70</p>	 <p>Angle connector to 3/8" union nut Ø 12 650016 5,70</p>
 <p>Y-connector Ø 12 650017 6,70</p>	 <p>T-connector Ø 12 650018 7,49</p>	 <p>Connector straight Ø 12 650019 4,95</p>	 <p>Adapter to 10 mm Ø 12 650020 7,50</p>	 <p>Angle connector Ø 12 650021 5,20</p>	 <p>Angle connector one-sided 12 mm tube. Ø 12 650022 3,95</p>
 <p>Shut off valve short Ø 12 650024 9,99</p>	 <p>Layering clip 10 pcs 650025 4,90</p>	 <p>Angle adapter from 12 mm tube to 12 mm hose nozzle 650026 2,95</p>	 <p>Adapter straight from 12 mm tube to 12 mm hose nozzle 650027 2,60</p>	 <p>Push-in tube connector 12 mm tube 650028 2,95</p>	 <p>Adapter straight from 12 mm tube to 10 mm hose nozzle 650029 1,70</p>
 <p>Shut off valve long with tap extension ca. 215 mm Ø 12 650030 12,-</p>	 <p>Cold water pipe up to 12 bar. Bending radius max 85 mm. 5 m Ø 12 6500310 7,95</p>	 <p>Hot water pipe up to 12 bar. Bending radius max 85 mm. 5 m Ø 12 6500320 7,95</p>	 <p>Cable tie For quick mounting of hoses or cables. Plastic, assorted colors. 100 pieces 200 x 3,5 mm 810780 3,90 295 x 3,6 mm 81079 6,70</p>		

Accessories for CARBEST, Speedfit and UniQuick tube systems with Ø 12 mm

 <p>Safety valve Opens at 2.8 bar. Also as a drain valve. Ø 12 E3054 38,80</p>	 <p>Truma Frost Control Safety valve with connections for 12 mm pipe systems. Temperature-controlled, currentless valve for protection against frost damage Ø 12 721808 155,-</p>	 <p>Print-switch 0,4 bar With check valve. Switching capacity 15 A. Ø 12 620301 21,95</p>	 <p>TRUMA COMBI Hot water outlet for Truma Combi heater. Ø 12 721804 19,95</p>	 <p>TRUMA COMBI Cold water connection for boiler inlet to Truma Combi heater. Ø 12 721803 19,95</p>
		 <p>Print-switch 1 bar With check valve. Switching capacity 15 A. Ø 12 620141 20,90</p>	 <p>ALDE Boiler connection Hot water outlet with check valve and vent hose 0.5 m. Ø 12 48253 46,70</p>	 <p>ALDE Boiler connection Cold water inlet Ø 12 48255 26,95</p>

SPEEDFIT PLUGGABLE PIPE SYSTEM



Speedfit - Pluggable pipe system for fresh water supply

- Simple and quick installation - no cross-section narrowing
- Pressure resistant up to 7 bar and up to 70°C
- Can be mounted without tools, ideal for self-installation
- No additional sealing material necessary, multiple loosening possible

Twist and lock




Connector straight
1 piece
12 mm **65367** 5,20
15 mm **65368** 4,30



Angle connector 90
2 piece
12 mm **65363** 11,95



T-connector
1 piece
12 mm **65365** 8,10
15 mm **65366** 6,-



Pipe end cap
End plug as pipe termination
12 mm **65373** 5,40
15 mm **65374** 3,50



Retaining rings For a secure hold.
Per piece
12 mm **65389** 0,75
15 mm **65390** 0,59




Support sleeves 12 mm
When using plastic pipe, the use of support sleeves is recommended.
Support sleeve simple **65395** 1,-
Support sleeve Superseal with second seal **65396** 1,67



Drinking water pipe, outer Ø 12 mm
12 mm, Blue, 10 m **653600** 14,95
12 mm, Blue, 25 m **653601** 36,90
12 mm, Red, 10 m **653610** 14,95
12 mm, Red, 25 m **653611** 73,90
15 mm, White, 2 m rod **65362** 9,95



Clamps for pipe
12 mm, 10 piece **65393** 14,60
15 mm, 5 pieces **65391** 3,95



Closing plug
for connectors
12 mm **65375** 3,-
15 mm **65376** 2,50



Hose connector
to 10 mm hose.
For connection to water hose
15 mm **65378** 4,45



Check valve
With screw cap for venting.
Length ca. 98 mm.
15 mm **65385** 23,90




Stopcock
connection on both sides for 15 mm pipe.
Length ca. 82 mm.
15 mm **65384** 16,50



Pump connection
Connector 1/2" female thread. Coupling on union nut 1/2" IT, suitable for connection of pressure pumps.
12 mm **65380** 9,20



Screw connector
3/8" female thread. Coupling on union nut 3/8" female thread
12 mm **65379** 8,60



Screw connector
3/8" male thread. Coupling on threaded connection 3/8" male thread. Brass. 12 mm
653821 12,90



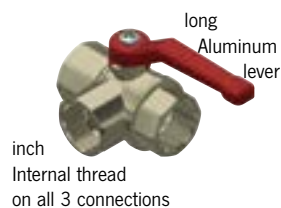
Screw connector
1/2" male thread. Coupling to threaded connection 1/2" male thread. Brass.
12 mm **65382** 8,80

Brass ball valves with aluminum lever

① Example shut-off ball valve



② Example 3-way ball valve




① Shut-off ball valves			
2 x 1/2" female thread, short lever	651003	651003L	7,95
2 x 3/8" female thread, short lever	651004		7,20
2 x 3/4" female thread, long lever	651007		10,50
2 x 1 1/4" female thread, long lever	651008	651008L	19,50
② 3-way ball valves			
3 x 1/2" female thread, short lever	651000	651000L	22,50
3 x 3/8" female thread, short lever	651002	651002L	21,30
3 x 1/2" female thread, long lever	651001	651001L	21,95

Plastic screw-in flanges for ball valves



Flanges with 90 from male thread to hose

Thread	on hose			
3/8"	10 mm	1 pc.	64314	1,50
3/8"	19 mm	1 pc.	64323	4,30
1/2"	19 mm	1 pc.	65151	5,60
3/4"	25 mm	1 pc.	65156	6,50
1"	30 mm	1 pc.	65018	5,20
1 1/4"	40 mm	1 pc.	64331	5,95
1 1/2"	40 mm	1 pc.	65231	12,60



Example Flange straight

* Flange from Brass

Straight flanges from external thread to hose

Thread	on hose			
3/8"	10 mm	2 pcs.	65024	9,10
3/8"	12 mm	1 pc.	E11092*	2,95
3/8"	10 mm	1 pc.	64313	1,30
1/2"	10 mm	1 Pcs.	E10534	1,40
1/2"	12 mm	1 pc.	E11093*	2,90
1/2"	19 mm	1 pc.	65150	4,25
3/4"	19 mm	1 pc.	64322	4,25
3/4"	25 mm	1 pc.	65155	4,80
1"	30 mm	1 pc.	65018	5,20
1 1/4"	40 mm	1 pc.	65230	8,90

The color and shape of the screw-in flanges may differ from the illustration.

NEW 2023

Fittings and accessories

Tank fittings for water withdrawal from tank and canister, for 10/12 mm water hose.

① 90°, grommet on both sides	65028	5,10
② 90°, grommet on both sides, MINI	62095	4,20
③ 90°, single sided grommet	620950	3,90
④ straight, grommet on both sides	62079	3,50
⑤ straight, one-sided grommet	64321	3,40
⑥ Quick coupling to Disconnect/shut off from the Water pipe. Ø 10 mm.	65027	16,20
⑦ Floor feed-through Ø from 8-25 mm to be drilled out as desired, for floor thicknesses of 23-45 mm.	65010	6,30
	65010L	
⑧ Floor lead-through Ø ca. 12 mm, L 55 mm, Ø to pass through up to ca. 8 mm.	65119	0,99

Drain cocks for 10 mm hose

Drain valves can be installed between the water line or at its end for draining. This makes it possible to completely drain the hose lines, which largely prevents the risk of freezing and bursting of the water hose in the event of frost, for example.

① Globe valve Plastic	65042	11,10
② Globe valve Plastic single	E155	10,50
③ Globe valve plastic, 2 inlets, with toggle lever.	65043	22,50
④ Plastic relief valve, 1 inlet, with rocker arm.	65044	17,40

Water stopcocks

① Brass ball valve for 10 mm hose, for shutting off a pressurized water system.	65041	15,50
	65041L	
Brass ball valve for 19 mm hose.	65143	22,95
② Brass ball valve 1/2" male thread on both sides, pressure resistant up to 10 bar.	65100	3,30
③ Ball valve 1/2", plastic, black with internal pipe thread on both sides.	65147	16,20
④ Stopcock 10 mm for non-pressurized water systems.	65040	6,-
	65146	7,85
⑤ Ball valve 3/8", plastic, gray, with female pipe threads on both sides.	65024	9,10
	65024L	
⑦ 1/2" male thread, 2 pieces, suitable for 65147.	65025	7,95
	65025L	

Transition connector to 10 mm hose.

System connector X-Fix 10 mm

Water guide suitable for flow, hose outside: Ø 13-17 mm, inside always Ø 10 mm. Water server distributor can be used flexibly by twisting the connections. Incl. Nut - no clamp necessary. With hole for screw for secure mounting.

① Arc 90°	61240	3,90
② T - piece	61241	4,10
③ Y - piece	61242	4,70
④ Connector	61243	3,95
⑤ Adapter 3/8" to X - Fix	61244	3,90
⑤ Adapter 1/2" to X - Fix	61245	3,90
⑥ Distributor 3 outlets	61246	10,90
Distributor 4 outlets	61247	12,90
Distributor 5 outlets	61248	16,90
⑦ Mounting wrench X-Fix	61249	5,90

Solenoid valve 12 Volt

Electrically switched shut-off valve closed without current. With internal thread 1/4", incl. 2 connection nozzles for 10 mm hose. Securely fastened to 2 threaded holes on the bottom. 12 V, max. 1 A, H/W/D: ca. 61/32/58 mm, 224 g.

65000	41,30
-------	-------

Brass adapter pieces and manifolds

NEW 2023

① Distributor block 4-fold, lateral inlets 3/4" IT and ET, 4 x drain 1/2" AG	65039	16,50
② Grommet 90° with union nut 1/2" x 10 mm	65046	7,40
③ Grommet with external thread 3/8" x 12 mm	E11092	2,95
④ Grommet with external thread 1/2" x 12 mm	E11093	2,90
⑤ Grommet with female thread 1/2" x 10 mm	65045	2,35
⑥ Adapter 1/2" to 1/2	65071	2,35
⑦ Adapter 1/2" to 3/8	65072	8,70
⑧ Adapter 1/2" to 1/4	65073	15,95

FRESH WATER ACCESSORIES FOR HOSE SYSTEMS 10 AND 12 MM



Metal hose clamp

for 10 mm hose, galvanized,
Clamping range 10-16 mm

5 piece **650050** 3,65
100 pcs. **65005** 82,50
65005L




Stainless steel hose clamp

for 10 mm hose,
Clamping range 10-16 mm

5 piece **650010** 16,20
100 pcs. **65001** 204,-
65001L

Extra flexible drinking water hose 10 mm



Flexible, abrasion-resistant fresh water hose.

Temperature resistant:

White/blue up to +20°C, short-term up to 70°C;

White/red up to +60°C, short-term up to 100°C.

Inner Ø 10 mm, outer Ø 16 mm.

Color white / blue

for cold water, 5 m roll **6500420** GP*4,98/ 1 m 24,90

for cold water, 10 m roll **6500421** GP*4,49/ 1 m 44,90

for cold water, 50 m roll **6500002** GP*3,45/ 1 m 172,50

Color white / red

for hot water, 5 m roll **6500430** GP*5,50/ 1 m 27,50

for hot water, 10 m roll **6500431** GP*4,99/ 1 m 49,90

for hot water, 50 m roll **6500003** GP*3,91/ 1 m 195,60



Hose clip

Mounting clamp for 10 mm hose,
clamping range 15-16 mm.

5 piece **651570** 2,90
651570L

for 12 mm hose,
Clamping range 17-18 mm.

5 piece **651590** 3,25
651590L



Plastic hose clamp

Quick clip for 10 mm hose,
Clamping range 15-17 mm.

5 piece **650070** 3,60
65007L

for 12 mm hose,
Clamping range 17-19 mm.

5 piece **650060** 5,40
650060L

NEW
2023

screwable &
self-adhesive



Hose clip

Mounting clamp for 10 mm hose,
clamping range 14-16 mm.

1 piece **65332** 2,20

NEW
2023



Hose holder

Mounting bracket for
hoses laid in parallel 10 mm, H30 x
W40 x D30 mm.

1 piece **65154** 2,40

Corresponds to the
Drinking Water Ordinance



Drinking water hose with fabric insert

Suitable for pressurized water systems thanks to fabric. Meets the latest drinking water regulations. For cold and hot water.

10 and 12 mm inner Ø, 15 and 18 mm outer Ø.

10 x 15 mm color blue for cold/hot water 5 m GP*2,40/ 1 m **650046** 12,-

10 x 15 mm Color Blue for cold/hot w., 50 m GP*1,98/ 1 m **650049** 99,-

12 x 18 mm color blue for cold/warm, 5 m GP*6,21/ 1 m **6500440** 31,05

12 x 18 mm Color Blue for cold/hot w., 10 m GP*6,21/ 1 m **6500441** 62,10



Screw-on tab

Hose guide

90° for hose up to outer Ø 16 mm,
forms a tight radius without risk of
kinking. Also for mounting. With
screw-on tab.

650190 2,70



Spring band hose clamp

for 10 mm hose, preloaded,
Clamping range 15.7-16.5 mm.

5 pcs. **65049** 5,90

Hose connector 10 mm and 12 mm



G-connector 2 piece

10 mm **650230** 7,95

65023

12 mm **65035** 5,90

65035L



Y-connector 2 pieces

10 mm **650200** 4,60

65020

12 mm **65036** 5,25

65036L




T-connector 2 piece

10 mm **650220** 3,60

65022

12 mm **65037** 5,10

65037L



90° connector 2 piece

10 mm **650210** 4,80

65021

12 mm **65038** 4,90

65038L

Drinking water distribution

- Optimized water flow due to matched parts
- Meets all standards, tested and certified
- Quick assembly with spring band hose clamp
- Perfect with the extra flexible water hose (650042 + 650043)



Straight connector

for 10 mm hose.

2 piece **64330** 2,30



Y-connector

for 10 mm hose.

2 piece **64312** 3,60



90° connector

for 10 mm hose.

2 piece **64308** 2,50



T-connector

for 10 mm hose.


2 piece **64309** 2,95



Water distributor 4 outlets

for 10 mm hose, with 6 threaded
holes 3/8" incl. 5 x straight
Connection and 1 x sealing plug. With
mounting holes.

65026 50,90



Connections for water manifolds

for 10 mm hose.

Plug 3/8" **E10084** 1,30

Connection straight **64313** 1,30

Connection 90° **64314** 1,50



Water distributor 4 outlets

as 65026, but without connection
nozzles and plugs.

65118 31,90

Hose connections and connectors 19 mm and 25 mm



Flange straight

Tank connection fitting for waste water hoses 19 mm.


19 mm hose	65150	4,25
	65150L	
25 mm hose	65155	4,80
	65155L	



Flange 90°

Tank connection fitting for waste water hoses.


19 mm hose	65151	5,60
	65151L	
25 mm hose	65156	6,50
	65156L	



Y-connector

19 mm, 2 pieces

651200	6,40
65120	



T-connector

19 mm, 2 pieces


	65122	
25 mm, 2 pieces	65124	6,60
	65124L	



L-connector

19 mm, 2 pieces


	65121	
25 mm, 2 pieces	65125	7,35
	65125L	



G-connector

19 mm, 2 pieces

	65123	
25 mm, 2 pieces	65127	12,50
	65127L	



Odor trap

No more unpleasant odors from the waste water tank. The hose is clicked into place.

Suitable for 19 mm and 25 mm.

Without hose	65239	13,90
--------------	--------------	--------------

from **10,40**



Mounting between Hose and water tank.

19 mm hose	65110	10,40
	65110L	
25 mm hose	65111	12,95
	65111L	

Quick connectors as tank screw connection



Straight plug-in flange

Tank connection fitting with male thread. Is inserted into the tank from the outside and clamped.

1/2" AG	65399	9,50
3/4" AG	653991	9,99



Step drill

For drilling holes in water tanks, e.g. for flange mounting. Suitable for 65399 or 653991.

65398	65,50
--------------	--------------



Connections straight

With lock nut and seal.

Thread	Thread length	Grommet		
3/4"	23 mm	19 mm	64322	4,25
3/4"	23 mm	25 mm	64325	4,80
1 1/4"	39 mm	40 mm	64329	4,80



Connections 90°

With lock nut and seal.

Thread	Thread length	Grommet		
3/4"	23 mm	19 mm	64323	4,30
3/4"	23 mm	25 mm	64326	4,90
1 1/4"	39 mm	40 mm	64331	5,95

Hoses and clamps 19 mm and 25 mm



Spiral hose

Drain hose for sinks and showers. Flexible, max. roll length 30 m.

19 mm (3/4"), 10 m	651005	22,95
19 mm (3/4"), 30 m	651006	66,90
25 mm (1"), 10 m	651010	26,90
25 mm (1"), 30 m	651011	80,90



Metal hose clamps

Universal hose clamps. 2 pieces. Clamping range


16–25 mm	651050	4,75
	65105	
25–30 mm	651060	4,60
	65106	



Special hose clamps for spiral hoses

Particularly gentle on the hose, as no sharp edges. 5 pieces.

19 mm (3/4")	651070	4,60
	65107	
25 mm (1")	651080	6,20
	65108	



Fastening clamps for 19 mm spiral hose

Clamping range ca. 25 mm.

5 piece	65157	8,10
	65157L	

Stopcocks and bayonet connectors for 19 mm hose



Brass ball valve

With hose connections 19 mm.

19 mm (3/4")	65143	22,95
--------------	--------------	--------------



Plastic tap

Shut-off valve with 2 male threads.

65140	19,50
--------------	--------------

Connection flange

With 19 mm hose connection for 65140.

2 piece	651410	19,95
	651410L	



Bayonet connector

For quick connection of 2 hoses. 1 piece each. With 19 mm hose connection or 3/4" thread, (can also be combined).

With 3/4" thread	65409	7,95
For hose	65410	7,95

SEWAGE INSTALLATION WITH PIPE SYSTEM 28 MM

Plug-in sewage pipe system 28 mm

 <p>Sewage pipe Tube Ø 28 mm 1 m 65160 5,95 2 m 65161 9,95</p>	 <p>Angle 90 65163 4,60</p>	 <p>Angle 45 65172 4,95</p>	 <p>Connector straight to connect 2 pipes 65173 3,70</p>
 <p>T-piece 65162 5,40</p>	 <p>Y-piece 65171 5,20</p>	 <p>Transition piece Adapter from pipe to 3/4" waste water hose 65164 2,10</p>	 <p>Pipe clamp 5 piece 651651 10,90</p>
 <p>Odor trap with cleaning opening 65170 12,50</p>	 <p>Water drain with odor trap and plug. 2 Disposals. Ø 33 65167 21,95 Ø 39 65195 24,80</p>	 <p>Water drain straight, without odor trap, with plug Ø 33 65169 19,20</p>	 <p>Water drain 90 without odor trap with plug Ø 33 65168 18,90 Ø 39 65095 18,30</p>
 <p>Transition pieces ① Ø 20 mm 65191 1,75 ② for shower tray 65192 2,95</p>	 <p>Reducer for sewage pipe 65190 2,60</p>	 <p>Water drainage with odor trap. With 1 exit. Ø 33 65193 19,95 Ø 39 65196 17,60</p>	 <p>Water drainage with residual sieve and odor trap. With 2 departures. Ø 39 65194 22,40</p>







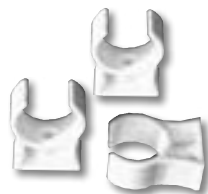

No gluing, stable: 1.5 mm, impact and shock resistant, temperature resistant from -40° to +80°.



 <p>Sealing ring Seal for waste water tank 65166 2,90</p>

 <p>Scissors for sewage pipe 65175 54,90</p>
--

Sewage pipe system 28 mm with rubber seals

 <p>Tube 28 x 1.5 mm Length 100 cm 65128 3,70</p>	 <p>Connecting sleeve for tube 28 mm, with seals 65130 7,30</p>	 <p>Angle 90 for tube 28 mm, with seals 65131 5,80</p>	 <p>Angle 45 for tube 28 mm, with seals 65132 5,35</p>	 <p>T-piece 90° for tube 28 mm, with seals 65133 10,20</p>	 <p>T-piece 45° for pipe 28 mm, with seals 65134 8,70</p>
 <p>Check valve for tube 28 mm, with seals 65135 8,40</p>	 <p>Pipe reduction 28 mm pipe to 19 mm 65136 2,75 28 mm pipe to 25 mm 65137 2,60</p>	 <p>Transition hose 28 mm tube on hose 65138 4,20</p>	 <p>Pipe clamps for 28 mm tube 65149 0,90</p>	 <p>Lubricant and replacement seal for easy insertion of pipe into sockets. 150 ml tube 65198</p>	 <p>Spare seal ring without illustration. As a spare part for elbows, sockets or tees 65142 2,88</p>

Plug-in pipe system for wastewater tank drainage

- Sealing takes place via double O-ring system. No gluing necessary.
- Can be combined with ball valve 12 V/10 A.
- Tube diameter: 40 mm.
- Material pipes and connectors: PVC / EPDM.



Ball valve

Valve body with high-power drive and 2 x 500 mm pipe, and 1 x bend 90°. Incl. 4-pole switch.

65159 144,-

Lights
Flow rate
530
mm²

50 cm
Pipe



Ball valve

Valve with heavy-duty actuator incl. 4-pole switch. Flange on one side for screw connection in the tank and 90° outlet Ø 40 mm.

With 1" flange


With 1 1/4" flange

Lights
Flow rate
490
mm²

NEW
2023

E4806 137,40

65185 149,-



Double O-ring system
One O-ring each on the tube and in the push-in fitting



Tank connection

Lights
Flow rate
530
mm²

Ball valve with tank plate

Valve body with 2 stainless steel plates and seals. Connection to pipe. 12 V, without switch.

65104 169,-



Lights
Flow rate
530
mm²

Ball valve

Valve body with heavy-duty actuator and pipe support on both sides.

12 V, 0.8 m cable.

Without switch

65088 129,95



Lights
Flow rate
530
mm²

Ball valve heated

Valve body with heavy-duty actuator and pipe support on both sides.

12 V, 0.8 m cable.

Without switch

E0096 199,50



Lights
Flow rate
855
mm²

Ball valve XL

Valve body with heavy-duty actuator and pipe support on both sides.

12 V, 0.8 m cable.

Without switch

65248 159,-



Lights
Flow rate
490
mm²

Ball valve

Valve body with heavy-duty actuator and female threads on both sides 1 1/4".

12 V, 0.8 m cable.

Without switch

E11081 145,-



NEW
2023

Switch

12 V, max. 10A
4-pole

650001 6,50



Plug-in tube Ø 40 mm
with O-ring on both sides.

Length: 55 mm

65260 4,80

Length: 70 mm

65268 5,-

Length: 125 mm

65413 6,25

Length: 500 mm

65112 7,60



Fastening-snappy

for 40 mm tube

53130 1,50



Straight connector
L58 x W49 mm

65114 3,90



T-connector
L99 x W70 mm

65178 6,45



Pipe flanges 1 1/4" male
with 40 mm pipe socket

65249 5,20



Angle connector 90°
L71 x W49 mm

65115 5,75



Flex connector
L89 x W58 mm,
Inside-Ø ca. 40 mm,
with stainless steel clamps.

65253 11,-

NEW
2023



Shut-off ball valve
1 1/4" IT on both sides.

651008 19,50

NEW
2023



Pipe flanges 1 1/4" male
with 40 mm pipe socket

65117 5,75



Angle connector 45°
L90 x W50 mm

65116 6,65

Lifting system for shower and waste water

The system receives wastewater and automatically pumps it to a higher level wastewater tank. As soon as water enters, the pump starts pumping out automatically thanks to a level switch. A backflow preventer prevents the water from flowing back. Two dirt strainers protect the pump from heavy contamination. The collection container holds a maximum of 4 liters. It is made of plastic with a tight-fitting transparent lid that can be opened for cleaning. The housing offers the possibility of 2 inlets (19/25mm and 30/40mm) for different inlet hoses; for the outlet there is a 19/25mm extraction nozzle. A vent port and cable gland are also provided.

Technical data:

Power supply 12V (10-16V), power consumption max.: 2.5 A, flow rate max. 45 l/min, external dimensions: 334 x 215 x 112 mm, weight: 1.2 kg, inlets: 19mm, 19/25mm, 30/40mm, outlet: 19/25 mm, max. height difference: +1.5 m.

Lifting unit

62988

99,80



99,80

NEW
2023

SEWAGE AND HOLDING TANK DISPOSAL

Ø-Outside
ca. 45 mm

19,99



Waste water hose 300 cm

For connection to drain pipes. The hose itself is bendable and extendable from 100-300 cm. Outer Ø ca. 45 mm. PVC/PP/TPR

61189

19,99

Ø-Inside ca.
30 mm

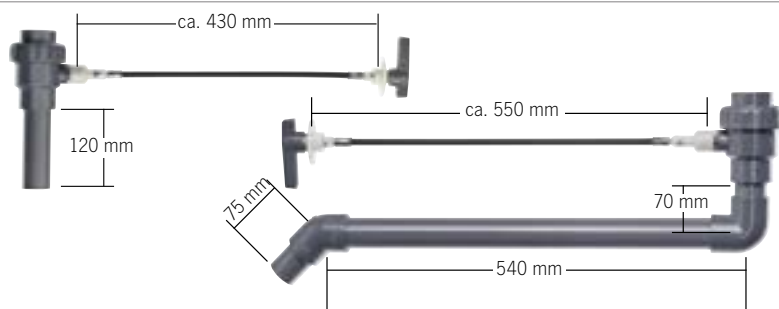


Waste water-hose set 100 cm

For universal connection to drain pipes. Incl. Step adapter for pipe Ø from 18-51 mm. The hose itself is bendable and extendable from 49-109 cm. Outer Ø ca. 45 mm. PVC/PP/TPR

65237

26,60



Waste water drain sets for gray water tank

Drainage systems with flexible shaft to operate the ball valve. The tap has a 1 1/4" female thread for mounting on the tank. On the operating lever of the shaft there is a fastening disk with Ø 60 mm and 2 holes. Outer Ø outlet tube = 40 mm. The pipe connections are twistable and have O-seal rings.

Drainage system with vertical pipe 120 mm

65204

130,50

Discharge system with 90° angled and then horizontal discharge pipe

65199

138,90



3" US System - Valterra drainage system with Ø 3"/73 mm

- Perfect system for sewage or toilet tank
- The connection hose to the disposal station from the slide gate system to the hose box, everything fits together.

① Connection plate		
Tank/Slider	65269	22,70
② Waste water gate valve 3" US	66204	52,80
③ 90° bend		
with rotatable flange for gate valve and bayonet connection	65267	32,50
Flat connection thread		
④ Internal thread	65276	10,70
⑤ External thread	65277	10,20
Connector for hose		
⑥ Internal thread	65262	12,60
⑦ Pipe with external thread		
L 76 mm	65270	11,50
Bayonet connection for flexible hose		
⑧ straight	65265	12,40
⑨ 45°	65266	12,60
⑩ Flex hose 3" US		
extendable up to 2.6 m	65274	35,50
⑪ Closing lid		
with bayonet lock	66206	8,30

Instead of the hose also suitable HT pipe 70 mm



Adapter 3" from US → Europe

For wastewater gate valves from Vecam, FAP, Zadi and Fiamma. For use of the 3" US system on vehicles with Europa system, including Knaus, Eifelland and Weinsberg. **65287** **12,80**



Connection adapter from model 2001

⑭ from 3" Europe to 3" US, e.g. for Knaus/Eifelland/Weinsberg.	65287	12,80
⑮ from 40 mm to 3" US, e.g. for Adria/Bürstner/Flair/Heku/Laika.	65289	19,95
⑯ from 1 1/2" US (38 mm) to 3" US, e.g. for CI/Elnagh/Wingam.	65290	12,20



US System / Europe System

The European standard for touring vehicles is 3"/76 mm (Europe system). All disposal stations must comply. The US system can be adapted to the European system. We also offer suitable adapters for other systems.

Waste water tank emptying for all tanks

Drainage set with bayonet

for fast
Coupling and uncoupling
of a 19 mm (3/4") hose.
Tank fitting with gasket and nut.
1 piece



65257 41,10

Simple Drain cock

3/4" thread with nut and gasket
to screw in anywhere in the tank.
1 piece



65255 9,45
65255L

Flat mounting
flange with thread



90° hose nozzle

Ø 30 mm Ø 30 mm




1" thread

Drain hose and flanges

Screw-in flange with 1" thread
Flange 90° 650181 8,70
Flange straight 65018 5,20
Spiral hose 30 mm
Without illustration, lm. 65201 5,10

Waste water slider 1,5"

Slider 1.5" (38 mm)
for quick emptying.
Also for holding tanks
suitable.



Connection flange 65258 9,95
Sewer valve 65254 54,70
65254L

Drain cock

for direct installation in the tank.

Tap Midi

3/4" thread, hose nozzle 25 mm (e.g. for hose 65101)
1 piece 651441 15,70

Tap Maxi

1" thread, hose nozzle 30 mm (e.g. for hose 65201)
1 piece 651442 22,90

3" Europe system - waste water system with 3" / 76 mm

Flex hose 300 cm

Multilayer-
vinyl material,
reinforced with
hardened wire.
Smooth interior walls.
Extendable up to 260 cm.



Standard version 65280 19,30
Extra strong design 65281 36,30



Gate valve

without passport pieces
62675 44,40



Drain valve with cover

with fitting pieces, external thread (65186) and
bayonet (62682) 65180 41,20



Connection plate
for mounting
651880 11,30



Bayonet lid
65182 7,40



Hose adapter

straight with bayonet
65184 9,40



Hose adapter

with internal thread
65187 7,70




Passport piece

Bayonet connection
62682 7,40



Passport piece

External thread
65186 8,95



Passport piece

Internal thread
62680 8,30



Hose adapter

45° with bayonet
62678 9,30

Electric set for wastewater gate valve Auto Drain

Empties comfortable and
clean. Increases the service
life of the slide.

Enables mounting of the valve in hard-to-reach places.

Scope of delivery: motor, switch, mounting, connection
cable. Without waste water slider.



Techn. Data Auto Drain 1,5" / 3"

Switch: H 40 x W 80 / W 100 x D 50 mm

Drive: H 80 x W 100 / W 140 x D 130 mm

Opening/closing time 3 sec./7 sec.

12 V DC, 0.15 A / 0.2 A

1.5" Valterra 65241 264,50

3" Valterra, FAP, Bristol 65242 264,50

3" Vecam 65244 264,50



Hose boxes for flexible hoses

① Hose box Inner dimension: L 66 cm, Ø 11 cm
65273 71,80

② Hose box for 3 m flexible hose.
Plastic white, L 530 mm, Ø 12.7 cm
65275 37,50

INSERT SINK FOR BATHROOM AND KITCHEN

Stainless steel washbasin oval



40,95

Oval S high gloss Outer dimensions 340 × 270 mm Installation dimensions 280 × 210 mm Depth 120 mm Matching drain type A, F
64032 40,95

Oval M high-gloss polished External dimensions 432 × 305 mm Installation dimensions 375 × 245 mm Depth 130 mm Matching drain type A, F
64033 49,95

Oval L high gloss Outer dimensions 510 × 390 mm Installation dimensions 450 × 330 mm Depth 161 mm
705010 149,95

CARBEST
INNOVATIONS FOR MOBILE LIFE



from **49,95**

Stainless steel sink round

CARBEST
INNOVATIONS FOR MOBILE LIFE

38,95



Round S high gloss Outer dimensions Ø 265 mm Installation dimensions Ø 225 mm Depth 120 mm Matching drain type E
64031 38,95

Round Mini high gloss Outer dimensions Ø 290 mm Installation dimensions Ø 260 mm Depth 130 mm, Weight 0.6 kg Suitable drain type E
705095 69,95

Round Maxi high-gloss Outer dimensions Ø 330 mm Installation dimensions Ø 300 mm Depth 140 mm, weight 0.8 kg Suitable drain type E
705096 79,95

79,95

Round polished glossy Outer dimensions Ø 295 mm Installation dimensions Ø 260 mm Depth 120 mm
64022 83,95

Outer dimensions Ø 335 mm Installation dimensions Ø 300 mm Depth 150 mm
64023 88,95

Round matted

Outer dimensions Ø 325 mm Installation dimensions Ø 300 mm Depth 120 mm Matching drain type A
64009 109,-

109,-

Plastic washbasin oval



Oval silver
Dimensions (L × W) 450 × 335 mm Depth 145 mm Suitable drain type A, B, C, F
640291 80,-



Oval Mini
External dimensions (L × W) 450 × 275 mm Installation dimensions (L × W) 380 × 210 mm Depth 150 mm Material polystyrene Matching drain type A, B, C, F
White 64118 43,95
Silber 64029 78,-

2 colors for choice



45,90

Oval Maxi
white glossy Outer dimensions (L × B) 500 × 340 mm Installation dimensions (L × W) 460 × 280 mm Depth 140 mm Material polystyrene Matching drain type A, B, C, F
64025 45,90

For processes, see page 786

Plastic washbasin round



Round mini white
External dimensions Ø 290 mm Installation dimensions Ø 230 mm Depth 120 mm Material Polystyrene Suitable drain type A, B, C, F
64020 41,95



53,50

Round white
External dimensions Ø 360 mm Installation dimensions Ø 300 mm Depth 140 mm Material Polystyrene Suitable drain type A, B, C, F
64008 53,50



Light plastic washbasins



Chic design washbasin, white made of high quality, impact-resistant polystyrene. The total length of ca. 900 mm offers a basin with 130 mm depth and 340 mm width on the comfortable shelf width of 270 mm. Matching drain type A, B, C, F

64030 53,95



57,95

Washbasin right or left!

Corner sink in white with shelf for soap. With sink for right or left. Dimensions 840 × 375 mm, depth of the shelf 170 mm, height 150 mm, material polystyrene, drain type A, B, C, F

Basin right (shelf left) 64005 57,95
Basin left (shelf right) 64006 57,95

Corner washbasin Mini white, dimensions 345 × 345 mm, height 116 mm, material polystyrene, drain type A, B, C, F

64004 38,95



Washbasin mini white, dimensions 350 × 280 mm, pool depth 120 mm, material polystyrene, drain type B

64000 63,50



Corner washbasin Mini Oval, white dimensions 345 × 345 mm
 Material polystyrene
 Drain type B

64026 58,50



Corner washbasin white, small
 Material ABS, drain type A, B, C, F
 Dimensions 415 × 350 mm, height 60 mm

64017 38,30

Corner washbasin white, large
 Material ABS, drain type A, B, C, F
 Dimensions 580 × 540 mm, height 90 mm

64019 61,95



2 sizes for choice

Washbasin white with 2 shelves, dimensions 650x340 mm, basin depth 140 mm, material polystyrene, drain type A, B, C, F

63301 49,95



49,95

Washbasin white, laterally shortenable. Dimensions 895 × 315 mm, Basin depth 130 mm, Material ABS, drain type A, B, C, F

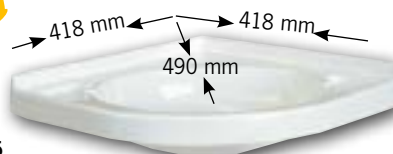
64002 76,95



REIMO TOP PRICE
 from **49,95**

Corner washbasin with two built-in shelves, material PST. Outer dimensions ca. W 418 × D 490 mm, Suitable drain type A, B, C, F, color white

63302 49,95



Washbasin white, Mounting in vanity top. Dimensions 480 × 320 mm Basin depth 100 mm, material ABS, drain type A, B, C, F

64011 54,95



54,95

Complete set - Corner washbasin with two integrated shelves including base cabinet with door for bathroom utensils. Material PST. Outer dimensions ca. W 418 × T 418 × H 510 mm, Suitable drain type A, B, C, F, color white

63303 182,-



Washbasin white Mounting in vanity top Dimensions: 500 × 330 mm Pool depth 110 mm Material ABS Drain type A, B, C, F

64001 52,95



You will find processes on page 789

Design washbasin with a noble look.

WITH 12V LED LIGHTING

- Modern shape made of white plastic
- As a top basin or for gluing underneath
- Can be bonded with common PU adhesives
- Suitable drain: Type F



① Square with LED lighting	② Square	③ Rectangular	④ Semi-oval	⑤ Oval	⑥ Round
W x D x H: 290 x 290 x 135 mm With stylish 12 volt accent lighting.	W x D x H: 330 x 330 x 135 mm	W x D x H: 400 x 300 x 135 mm	W x D x H: 400 x 300 x 135 mm	W x D x H: 350 x 256 x 135 mm	Ø x height: 300 x 135 mm
640531 93,95	64052 88,95	64054 86,95	64050 87,95	64056 79,95	64058 77,95
	W x D x H: 290 x 290 x 135 mm	W x D x H: 350 x 260 x 135 mm	W x D x H: 350 x 260 x 135 mm	W x D x H: 400 x 290 x 135 mm	
	64053 75,95	64055 79,95	64051 78,95	64057 93,95	

Drain sets for washbasins and shower trays with 19 mm waste hose

Type A	Type B	Type B	Type C
For opening Ø 38 mm, Drain Ø 37 mm, 90°, with odor trap, with plug.	For opening Ø 30 mm, drain Ø 23 mm, 90°, without odor trap, with plug.	For opening Ø 23 mm, drain Ø 20 mm, straight, without odor trap, with plug.	For opening Ø 24 mm, Drain Ø 21 mm, straight, without odor trap, with plug.
1 pc. 64310 35,-	1 pc. 64301 8,90	1 pc. 64300 7,30	1 pc. 64307 4,75
10 pcs. 643102 149,90	10 pcs. 643011 59,90	10 pcs. 643001 45,90	10 pcs. 643071 39,95

Drain sets for washbasins and shower trays with 25 mm waste hose

Type A	Type A	Type B	Type B	Type C
For opening Ø 38 mm, Drain Ø 37 mm, 90°, with odor trap and plug.	For opening Ø 38 Drain Ø 37mm, ang with plug.	For opening Ø 30 mm, Drain Ø 23 mm, 90°, without odor trap, with plug.	For opening Ø 30 mm, Drain Ø 23 mm, straight, without odor trap, with plug.	For opening Ø 30 mm, drain Ø 23 mm, 90°, with odor trap and plug.
1 pc. 64305 27,-	1 pc. E2563 27,-	1 pc. 64303 8,20	1 pc. 64302 7,90	1 pc. 643061 89,-
10 pcs. 643111 450,-		10 pcs. 643031 42,95	10 pcs. 643021 42,95	

Type D for 19 mm hose	Type G for 25 mm hose	Type E	Type E
Opening Ø 48mm, drain Ø 42 mm, stra- ight, without odor trap, with plug.	Opening Ø 60 mm, Drain Ø 55 mm, 90°, without odor trap, with strainer (also as stopper).	for 19 and 25 mm hoses. Opening Ø 55 mm, drain Ø 50 mm, 90°, without odor trap, with plug.	external thread 42 mm Opening Ø 48 mm, drain Ø 50 mm, straight, without odor trap, with plug.
1 pc. 64311 49,50	1 pc. A3961320 48,43	1 pc. 705065 17,50	1 pc. 705068 10,95
10 pcs. 643111 450,-			

Drain fittings for pipe systems 28 mm - more on page 780

without odor- closure with stopper.	without odor- closure, with stopper.	with odor trap and plug. 2 Disposals.	Plug 37 mm	Plug 23 mm
Ø 33, TYPE F 65169 19,20	Ø 33, TYPE F 65168 18,90 Ø 39, TYPE H 65095 18,30	Ø 33, TYPE F 65167 21,95 Ø 39, TYPE H 65195 24,80	For processes 64304, 64305, 64310 and E2563 (as spare part).	For drains 64301, 64302, 64303, 64306.
			1 pc. E524 23,50	1 pc. 64315 5,30 10 pcs. 643151 42,-

Shapely washbasins



102,--

The **Ocritech** material is a modern and innovative material from the Solid Surface group. Made of pure PMMA, the product has high durability, is flexible and repairable, and is also particularly lightweight. Both sinks are supplied including drain valve.

Washbasin, bicolor

Connection spigot: Ø 40 mm. Color outside: black, color inside: white.

Round

Dimensions: Ø 30 cm, H 11 cm.

64060

107,50

Oval

Dimensions: (W x D x H): 35 x 26 x 11 cm.

64061

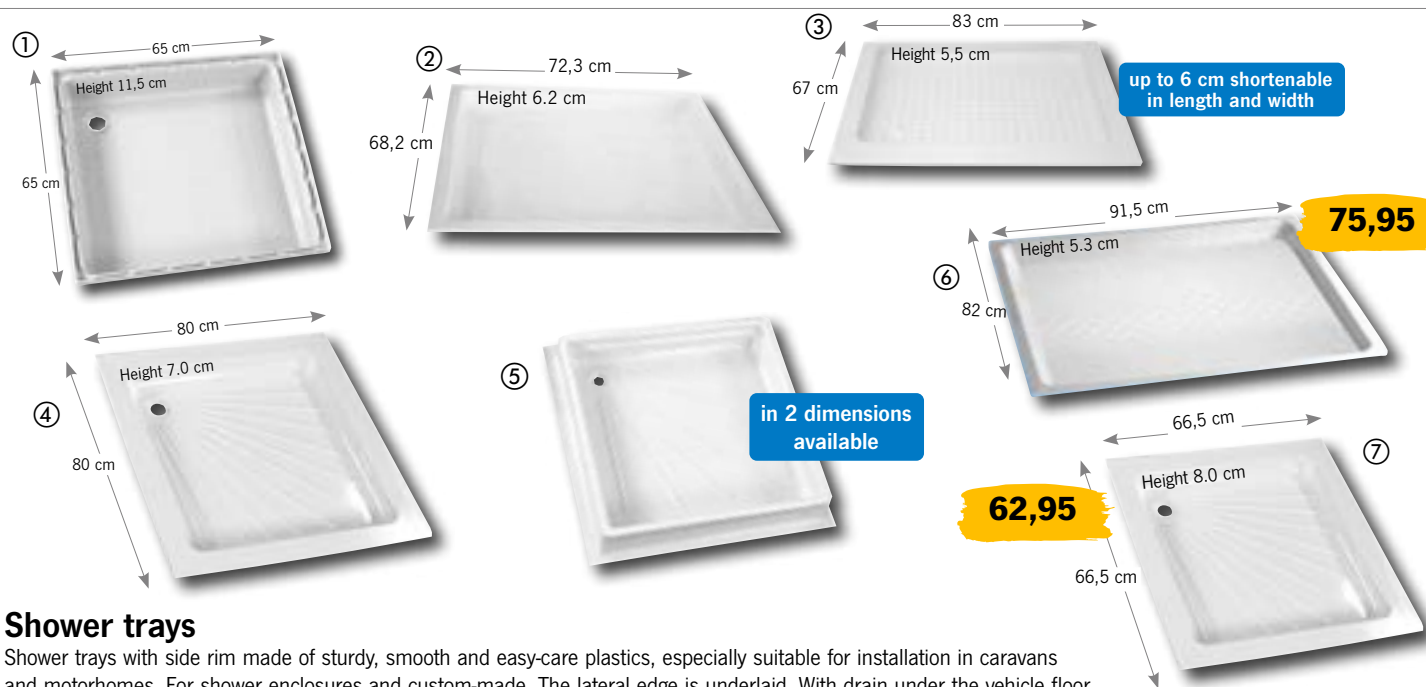
102,--



Please note that not every cleaning agent is suitable for Ocritech®. You should **NOT USE THE** following cleaning products:

- Solvents and other aggressive chemicals (e.g. acetone, trichloroethylene, hydrochloric acid or caustic soda)

- Industrial detergent
- Pipe and drain cleaner
- Solvents from the paint sector



Shower trays

Shower trays with side rim made of sturdy, smooth and easy-care plastics, especially suitable for installation in caravans and motorhomes. For shower enclosures and custom-made. The lateral edge is underlaid. With drain under the vehicle floor. Incorporated grooves reduce the risk of slipping.

No.	LxWxH (mm)	Shortenable to (mm)	Material	Color	Dimension drain (outerØ / holeØ)	Sequence TYPE	Drain hole	Item no.	Price
①	650 x 650 x 115	not shortenable	ABS * 4 mm	White	ca. 69 mm / 46 mm		1 x present	64103	132,--
②	723 x 682 x 62		Plastic PST *	White				64112	59,85
③	830 x 670 x 55	ca. 725 x 570	Plastic PST *	White	ca. 52 mm / 46 mm	TYPE A, F, H	2 x pre-stamped	64113	83,95
④	800 x 800 x 70	ca. 675 x 675	ABS * 4mm	White	ca. 66 mm / 48 mm		1 x present	64105	141,--
⑤	680 x 680 x 102	ca. 640 x 640	ABS *	White	ca. 48 mm / 34 mm	TYPE B	1 x present	64108	79,95
⑤	600 x 600 x 102	not shortenable	ABS *	White	ca. 42 mm / 34 mm	TYPE B, F	1 x present	64101	94,95
⑥	915 x 820 x 53	ca. 860 x 760	Plastic	White	ca. 61 mm / 51 mm	TYPE D	1 x pre-stamped	64109	75,95
⑦	665 x 665 x 80	ca. 520 x 520	Plastic	White	ca. 52 mm / 46 mm	TYPE A, F, H	1 x pre-stamped	64111	62,95

* PST = Polystyrene

* ABS = Acrylonitrile Butadiene Styrene



Sanitary wall 4000 - in modern design

- Complete side wall for bathing equipment in motorhome or caravan
- Mirror cabinet with sliding doors offers space for shampoo, toothpaste or razor
- Folding sink and shelf
- Adapted to Thetford Cassette Toilet
- Smooth, elegant plastic surface



Opened basin. Depth approx 37 cm. With toothbrush holder on the back wall and console for faucet.



On the back wall of the folding sink is a bracket for mounting a faucet (not included). Under the sink can be installed a Thetford toilet

C 402 or C 403 can be integrated (not included in the scope of delivery, see page 762). The width of the sanitary wall is perfectly adapted to these toilets. Above the mirror cabinet is a surface on which a light can be mounted. As a luminaire, we recommend an LED line luminaire or an LED light strip.

Dimensions: H 174 x W 67 x D 21.5 cm

64205 481,-

Faucet

We recommend the TREND A mixing valve from page 796.

63060 49,95

Shower tray

Matching shower tray with anti-slip nubs on the Soil. Color: White. Material: plastic PST.

Dimensions: H 83 x W 67 x D 5.5 cm. **64113 83,95**



Bathroom cleaner

A powerful detergent for daily care. Thetford Bathroom Cleaner is suitable for safe, thorough and easy cleaning of all plastic surfaces.

500ml

61426 7,95

GP* 15,90 / 1 liter

Attention: H319



Plastic sealing

Seals and cleans all plastics.

Specifically sinks, interior trim, cabinets and other plastic surfaces. Removes small scratches, dull spots and discolorations. Makes water roll off again. With long-term protection.



250ml

61439 23,95

GP *95,80 / 1 liter

Attention: H412



Danger



Folding sink

2-piece made of high quality, impact resistant polystyrene. Color white. Especially space-saving, washbasin removable.

After use, the water is emptied backwards into the wall holder. Dimensions with opened basin: ca.

W 540 x D 315 x H 180 mm.

Dimensions with basin folded up: ca.

W 540 x D 175 x H 315 mm.

64007 94,95



Washbasin Antibes

above with mirror cabinet. Toothpaste, razor, nail polish and much more is well stowed. The sink can be folded out. Behind it is a console for a mixer tap (cold and hot water) with integrated soap dish. Elegant design for your washroom.

Dimensions: H 76 x W 50 x D 13 cm.

642011 187,-



2-piece Shower door

elegant shower door with 2 swing doors. Aluminum profiles with transparent acrylic glass panes.

The two doors connect with a strong magnetic strip. In the height of 40 - 140 cm, the panes are provided with a motif in digital printing.

Outer dimensions: H180xW60±1 cm.

Aluminum 64201 499,-

Black 64200 499,-

Roller shutter door for bathroom and WC rooms

Silver color plastic shutter door with handle strip on both ends.

Height max. 198 cm, width max. 100 cm, each can be shortened. Slat width ca. 32 mm.

Scope of delivery: Slatted door, floor glides, 2 x 90° guide rails (100/20 cm) each for top and bottom, 2 m magnetic tape.



Roller door H198 x W100 cm, 53046 282,-

Universal trays with suction cup attachment



Basket with 2 suction cups

Load capacity ca. 4 kg. Plastic.
Ca. dimensions D 19 x H 14 x W 29 cm


66524

9,95

9,95



from 6,70



2
PIECE

Suction hook with safety lock

Hook with suction cup tensionable by folding lever. Ø 56 mm. Lever can be additionally secured. Max. Load capacity 5 kg. Plastic

White

66514

6,70

Suction hook set with folding latch

set of 2 made of plastic, white. By folding the hook, the suction cup tightens.

Ø 36 mm, load capacity 2 kg

66517

3,40

Ø 58 mm, load capacity 6 kg

66518

4,95



3,95



Towel rack

Load capacity ca. 2 kg. Plastic.
Ca. dimensions 18 x 20 cm

66526

3,95

Toilet roll holder

Load capacity ca. 3 kg. Plastic.
Ca. dimensions 16 x 14 x 29 cm

66525

6,95

Also for
Toothbrushes

Cup with suction cup

Load capacity ca. 2 kg. Plastic.
Dimensions ca. 17 x 15 x 11 cm

66528

6,95



Soap holder

Load capacity ca. 2 kg. Plastic

66527

3,50

Practical bathroom accessory with suction cup attachment



8,95



Towel bar 60 cm

with 2 suction cups. Stainless steel rod. Load capacity ca. 6 kg. Length 60 cm. Total 64 cm

66529

8,95

Hook bar 60 cm

with 2 suction cups. Plastic / stainless steel. Load capacity ca. 6 kg. Length ca. 60 cm. Total 64 cm

66523

11,95



Box with paper roll holder

Load capacity ca. 3 kg. Plastic.
Ca. dimensions W 26 x D 9 x H 22 cm

66522

9,95



Box with 2 suction cups


Load capacity ca. 6 kg. Plastic.
Ca. dimensions W 26 x D 17 x H 15 cm

66521

11,95

Universal shelves for bathroom and shower to screw on

- ① **Shower tray L**
Plastic tray white, waterproof.
Dimensions: L370 x B110 x H120 mm
921511 7,95
- ② **Shower tray XL**
Plastic white, waterproof.
Dimensions: L370 x B280 x D370 mm
921512 11,95
- ③ **Bathroom shelf**
Bright chrome plated.
Dimensions: L289 x W103 x D57 mm
92253 18,95
- ④ **Bathroom shelf**
Bright chrome plated.
Dimensions: L289 x W103 x D95 mm
92258 23,95



11,95

7,95



18,95

WALL HOOKS AND BATHROOM ACCESSORIES



Wall hook

With fold-out hooks,
Dimensions: 7.5 x 7.5 x 1.5 cm.

Chrome **533381** 11,95
533381L
Silver matte **53363** 11,50
53363L



Wall hook

Dimensions: 5.3 x 5.3 x 1.3 cm.

Chrome **601290** 8,95
601290L
Silver matte **60129** 8,95
60129L
Black **53590** 8,50
53590L



① Double round hook

Ca. dimensions: 8 x 9 cm.

66581 14,95

② Cup holder

With glass Ø 6.5 x H 6.5 cm.

66583 22,50

③ Soap dish

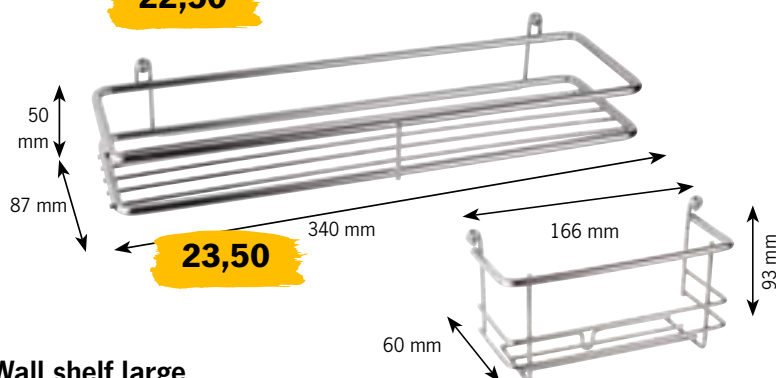
With glass bowl Ø 11 cm.

66584 25,50

25,50

Hidden
Screw-
assembly

22,50



Wall shelf large

Chrome plated metal

66275 23,50

Wall shelf small

Chrome plated metal

66274 29,50



More hooks
on page 706

Coat hook chrome high gloss.

Dimensions: 5 x 5 x 4.5 cm

53354 9,50



Wall hook large

Practical helper for hanging towels
and bathrobes Bathrobe. set of 2.
With mounting plates.

91582 5,50



Hook bar

For bathroom or kitchen.
6 hooks (L 40 cm, Ø 12 mm).
2 mounting plates are included.

91580 12,95



Towel rack small

Light gray, set of 2. With mounting
base plate.

91590 5,95



Wall hook small

set of 2. With mounting base plate
for easy Mounting.

91585 5,50



Double coat hook

Metal chrome plated.

53340 18,90



Folding hook

made of plastic and
zamak, silver color
matt.

Dimensions: 7 x 2.5 cm.

53356 13,95



Wall hook plastic

Hewi, 40 mm,
light gray.


53328 9,95



Coat hook

Metal chrome plated.

533401 4,95



Double hook

metal. Dimensions:
65 x 70 mm, chrome.

53333 3,95



Single hook

Metal silver color.

53342 1,95

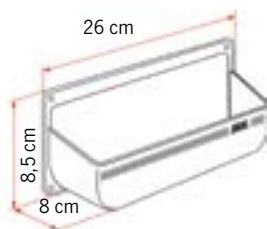
Practical shelves for bathroom utensils



Pocket M

Shelf made of durable plastic for small bathroom
items, such as brush or toothbrush things.
Screw mounting. Color: White.

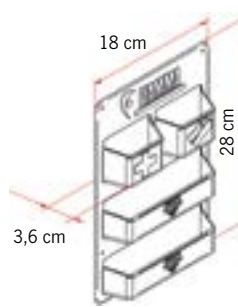
SA1086 9,-



Pocket L

Large plastic tray suitable for hair spray cans or even
shampoo. Fastening with screws supplied.
Color: White.

E662 11,-



Pocket cassette

Plastic shelf in 3 tiers for small items and the first-
aid kit. Can also be screwed into the door of the
cassette toilet. Incl. Screws. Color: White.

E4888 13,-



① Aluminum profile with magnet system

Dimensions: W 370 x H 36 x D 24 mm

66586 22,50

② Hook

Dimensions: W 240 x H 105 x D 65 mm

66587

③ File

Dimensions: W 240 x H 105 x D 65 mm

66588 35,--

④ Paper roll holder

Dimensions: W 300 x H 100 x D 98 mm

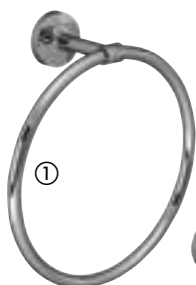
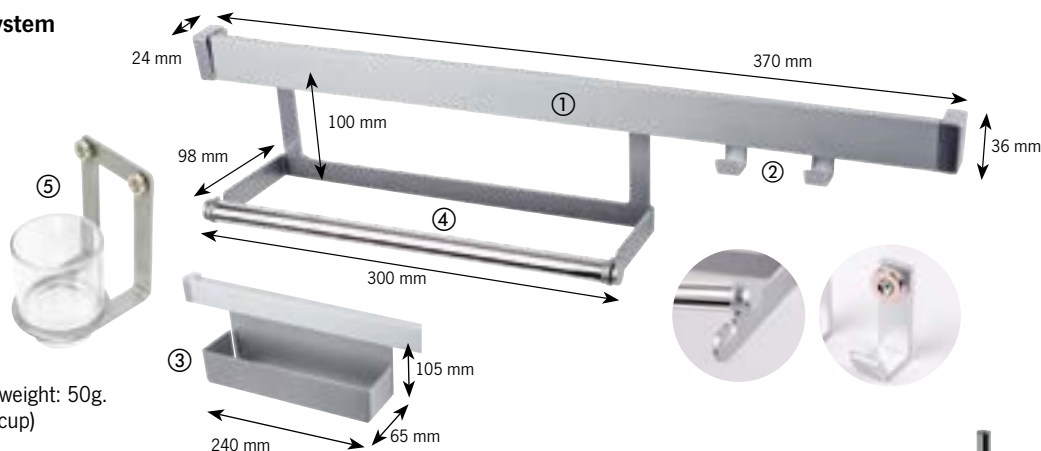
66589 29,--

⑤ Mug with holder

Dimensions: W 70 x H 125 x D 90 mm, weight: 50g.

Material: aluminum (holder), plexiglass (cup)

66590 19,95



① Towel ring Round

Simple towel hanging.

Dimensions: W 185 x H 208 x D 76 mm

66565 16,95

② Hook Round

Practical for towels and rags.

Dimensions: W 56 x H 56 x D 46 mm

66566 11,95



③ Soap dispenser Round

With transparent storage container.

Dimensions: W 99 x H 440 x D 140 mm

66567 19,50

④ Utensil Square

Storage basket for toothpaste or shampoo. Material ABS plastic.

Dimensions: W 300 x H 70 x D 120 mm

66568 32,95

⑤ Towel bar Square

Ideal for small towels.

Dimensions: W 356 x H 56 x D 75 mm

66569 19,95


⑥ Cup holder with acrylic cup

Cup holder made of chrome plated

Stainless steel with acrylic cup

Dimensions: W 25 x H 117 x D 99 mm

66563 17,95



⑦ Roll holder Square

Holder for toilet paper rolls.

Dimensions: W 155 x H 56 x D 75 mm

66570 14,95

⑧ Toilet brush Square

With chrome wall bracket.

Dimensions: W 140 x H 140 x D 140 mm

66571 39,--

chrome plated metal

① Towel bar


Dimensions: W 353 x H 47 x D 40 mm

53436 19,95

② Paper roll holder

Dimensions: W 143 x H 47 x D 70 mm

53437 12,95



Wall mount

for 8 mm support tube (534430)

T 80 mm **53443 8,60**

Gallery tube towel rail

Supporting tube Ø 8 mm, metal

L 300 mm **534430 6,95**



6,95

Bathroom organizer



Toiletry

Kit organizer

- Space saving organizer to store your bathroom utensils
- With hooks to attach to doors, windows or the like
- Made of weather resistant waterproof polyester

Dimensions: W 35 x H 40 cm Black / Gray

92703 38,--

Pack Organizer Toiletry

- Space saving container for Your bathroom utensils
- With hanging hooks for attaching to doors, windows or other storage spaces
- Weather resistant and waterproof

Opened: W 30 x H 118 x D 11 cm, Closed: W 30 x H 37 x D 11 cm

441785 41,--



Flip Flop Two Laundry Bin

- Laundry garbage can self-deploying according to the pop-up system
- 130 g light
- With carrying handles and staple bag

100% polyester. Dimensions: W 37 x H 58 x D 37 cm. Pack size only 20 x 20 x 4 cm.

92967 5,99



Practical soap dispenser

Soap and shampoo dispenser with 0.2l capacity (enough for ca. 100 doses). With transparent container.

Dimensions: ca. 150 x 80 x 55 mm

66273 16,--

CARBEST
INNOVATIONS FOR MOBILE LIFE

12 V 230 V



Hair dryer 12 V & 230 V

With 2-stage switch. Compactly stowable due to foldable handle.
Dimensions when folded: ca. L 15 x H 10 x D 7 cm.
Dimensions unfolded: ca. L 11 x H 10 x D 6 cm.
Cable: 130 cm, weight: 145 g.

12 V / 150 W	804190	15,90
230 V / 700 W	804199	12,95


Tidy bathroom without drilling



- ② • Bath accessories with suction cup attachment
- Mounting without drilling
- Chrome-plated, waterproof versions

- ① **WC rolls depot with suction cup**
also as a holder for kitchen-suitable for rollers. Weight: 0.5 kg
Dimension: H 40.0 cm, Ø ca. 15 cm
66536 33,95
- ② **Toilet roll holder with suction cup**
Dimension: 13.5 x 15.0, Weight: 0.16 kg
66533 24,95
- ③ **Utensil holder with suction cup,**
Dimension: 10,5 x 12 x 15,5 cm
Weight 0,16 kg
66535 21,95
- ④ **Soap holder with Suction cup**
Dimension: 13 x 8,5 x 5 cm,
Weight: 0,1kg
66531 15,95
- ⑤ **Basket with 2 suction cups**
Dimension: 20.0 x 11.0 x 15.0 cm
Weight: 0,39 kg
66538 26,95
- ⑥ **Hook bar with 4 hooks and 2 suction cups**
Length ca. 35 cm, chrome-plated
66537 24,95

Mounting example



Railing system

Rail L 1000 x H 8 x D 2 mm

Alu	53445	6,95
ABS, aluminum color	53446	7,50

Holder for railing rails

Flat: H35 mm	53447	2,95
Medium: H50 mm	53448	2,95
High: H60 mm	53449	2,95



Travel shower fox

The shower fox keeps the shower curtain away from the body. Simply stick stainless steel discs in appropriate places in the shower. Hang the shower fox in the track of the shower curtain and fix it to the panes with magnets.

93102 15,95

Exclusive bathroom accessories



- ① **File**
Transparent bottom.
Dimension: W23 x D10 x H11,5 cm
60127 27,95
- ② **Towel rack**
For ceiling mounting, foldable.
Dimension: W 41 x H 21 cm
60124 34,20
- ③ **Clip** For clipping in 60124
60125 5,95

34,20

Hooks and towel rails with suction cups



- 2 hooks with suction cup**
Brown leatherette.
Height ca. 12 cm
66552 15,95

- Towel / toilet roll holder**
Length ca. 20 cm, usable for towel, toilet paper, etc.
66554 24,95

- Towel bar with 2 suction cups**
Width 60 cm. Bamboo stick with leatherette holders.
66553 29,95

BLACK IS BEAUTIFUL

MOTORHOME AND CARAVAN BATHROOM EQUIPMENT
IN NOBLE BLACK MATT



① Mixing faucet Linnea

for cold and hot water. Single lever operation. Spout can be rotated ca. 120°. With switch 5A. Pressure resistant up to 5 bar. Bore Ø 33 mm. Connections: Uniquick

LINNEA L -

Height 200 mm, wt. 300 g **63157 98,50**

LINNEA K -

Height 165 mm, wt. 250 g **63158 98,50**

② Fitting Linea Arena

Black, brass, weight 900 g, height 150 mm, width 115 mm. Bore Ø 35 mm, pressure resistant: 0.5 - 5 bar, incl. 2 metal-fabric connection hoses

63113 80,40

③ Fitting Linea Nove

Black, brass, weight 1100 g, height 150 mm, width 135 mm. Bore Ø 35 mm, Pressure resistant: 0.5 - 5 bar, incl. 2 metal-fabric connection hoses.

63114 104,50

④ Mixing valve Twister

for cold and hot water. Single lever operation. Bore Ø 33 mm. Ideal for small installation spaces. 360° rotatable. Foldable/ for 40 mm headroom. Weight: 195 g. Connection: 10 mm hose

63163 99,95

⑤ Fold-down fitting

Black powder coated, brass, weight 850 g, height 185 mm, width 80 mm. Bore Ø 35 mm, Pressure resistant: 0.5 - 5 bar, incl. 2 metal-fabric connection hoses.

63116 117,50

⑥ Shower rod

Bar shower head with wall mount, black matte. Shower head length 220 mm, Ø 30 mm. Hose length ca. 150 cm.

60137 89,95

⑦ Shower set with gate valve

With ½" connection fitting. 150 Hose with metal sheath.

63109 32,95

⑧ Wall hook

Dimensions: 5.3 x 5.3 x 1.3 cm.

53590 8,50

⑨ Washbasin, bicolor

Color outside: black, color inside: white. Material: PMMA. Incl. Drainage fitting. Connection spigot: Ø 40 mm.

ROUND, Dimensions: Ø 30 cm, H 11 cm

64060 107,50

OVAL, Dimensions: (W x D x H): 35 x 26 x 11 cm

64061 102,-

SINGLE LEVER MIXERS AND MIXER TAPS

① Mixer tap LINNEA L Matt Black Kitchen
for cold and hot water. Single lever mixer can be rotated by ca. 120°. With switch 5 A. Pressure resistant up to 5 bar. Bore Ø 33 mm. Weight 300 g. **63157 98,50**

② Mixer tap LINNEA S metal kitchen
for cold and hot water. Single lever mixer swivels by ca. 160°. With switch 5 A. Pressure resistant up to 5 bar. Bore Ø 33 mm. Weight ca. 1 kg. Metal design. **63098 126,-**

③ Mixer tap LINNEA K Matt Black Bathroom
for cold and hot water. Single lever operation. Spout can be rotated ca. 120°. Bore Ø 33 mm. Pressure resistant up to 5 bar. With switch 5 A. Weight 250 g. **63158 98,50**

④ Mixer tap LINNEA E metal bathroom
for cold and hot water. Single lever operation. Spout can be rotated ca. 160°. Bore Ø 33 mm. Pressure resistant up to 5 bar. With switch 5 A. Weight ca. 800 g. Metal design. **63097 109,90**

① Mixer tap CASCADA kitchen
for cold and hot water. Single lever operation. Bore Ø 33 mm. Pressure resistant. With switch. Chrome. **63066 153,50**

② Mixer tap CASCADA bath
for cold and hot water. Single lever faucet with extra soft water flow. With switch 5 A. Weight ca. 290 g, max. pressure 6 bar. Bore Ø 33 mm. Chrome. **630661 73,90**

① Single lever mixer VECTOR S
Fitting with ceramic cartridge. Weight: ca. 370 g, with switch max. 5 A, max. pressure 6 bar, mounting hole Ø 33 mm. Plate thickness max. 30 mm. Chrome color. Connection for 10-12 mm hose. **63055 92,95**
Connection for UNIQUICK Ø 12 mm **630550 102,25**

② Single lever mixer VECTOR E5
Fitting with the same technical data as Vector S. Chrome color. Connection for 10-12 mm hose. **630551 97,90**

① Brass single lever mixer CHARISMA
With 360° swivel spout. Made entirely of brass with high quality ceramic cartridge. Microswitch 4 A, max. 6 bar. Mounting hole Ø 33 mm, plate thickness max. 40 mm. Chrome. Copper pipe connection for 10 mm hose. **63072 199,-**

② Brass single lever faucet CHARISMA
Technically like single lever mixer CARISMA. Chrome, tabletop (connection 3/8") **63090 215,-**

Mixing faucet ceramic STYLE
for cold and hot water. Single lever operation. Bore Ø 33 mm. Pressure resistant up to 6 bar. Cross mounted. Ceramic cartridge. With switch. Chrome **63064 81,90**

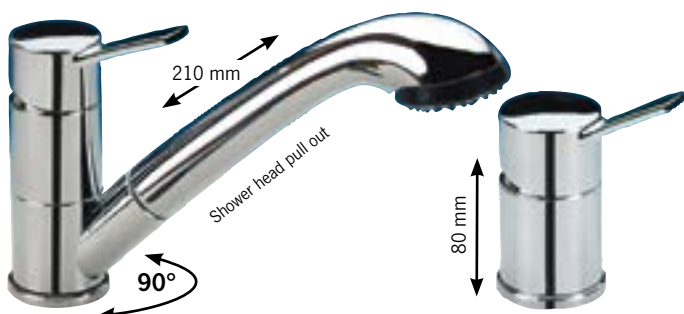
Mixing valve TWISTER
for cold and hot water. Single lever operation. Bore Ø 33 mm. Ideal for small installation spaces. 360° rotatable. Foldable/ for 40 mm headroom. Weight: 195 g.

① Matte black **63163 99,95**
② High-gloss chrome **63162 89,40**

CONTUR series water fittings

CONTUR faucets combine the requirements of household usability and optimal caravan-typical features. They are suitable for both submersible and pressure pumps and are supplied with waterproof microswitch. All fittings are equipped with **12 mm pipe sections** for the UniQuick system and are pressure-resistant up to 6 bar. Switch max. 5 A. Chrome color.

When connecting to a hose system is a **hose connection adapter** to use on 10 mm hose. You need 2 pieces, one each for Cold and one for hot water.

650579
6,50

CONTUR E with shower Julia

Mounting hole Ø 36 mm

63078
129,50
CONTUR undersink mixer

Mounting hole Ø 33 mm

63081
79,95

CONTUR S, outlet length 179 mm, mounting Ø 33 mm

Outlet height 156 mm

63079
109,-

Discharge height 186 mm

630791
118,40

Countertop mixer CONTUR

Mounting hole Ø 33 mm

63080
90,95

CONTUR E

Mounting hole Ø 33 mm

63077
90,90


Mixer tap KAMA

① Single lever mixer

with 360° rotatable spout. With ceramic cartridge and 250 mm long flexible hose connections. Height 120 mm. Microswitch 4 A, max. 6 bar. Mounting hole Ø 33 mm, plate thickness max. 26 mm. Chrome color

Hose connection 10 mm

63052
99,95

② Single lever faucet with pull out shower

as single lever faucet, but spout swivels 90°.

Chrome, pull out shower combination

63053
159,90

Chrome, pull out shower Duett

63054
161,95


CONTUR S90

Single lever mixer

Slim, low-profile design.

Curved metal spout.

Bore Ø 33 mm.

Height to spout 191 mm.

Depth/Center Bore to

Outlet 164 mm.

Pressure resistant up to 6 bar.

Switching capacity max. 5 A.

63086
123,40


Connection systems for water fittings



These taps have pipe ends and are for connection to the UniQuick pipe system with 12 mm.



These taps have flexible hose ends with grommets for 10 to 12 mm hose.



These taps have a hose nozzle directly on the tap for 10 - 12 mm hose. Cold water only.



These taps have hose nozzles directly on tap, suitable for 10 - 12 mm hose.

Is a **S** in the upper corner, the tap has an integrated switch for pump control.



TREND S - the trendsetter

New standards are set with the TREND faucet series. The single lever faucets have a waterproof-tight switch and household ceramic cartridges. Chrome color. Standard product at HYMER and ADRIA.

Kitchen faucet TREND S

Flexible connections, metal spout with 90 mm radius, mounting Ø 30 mm, spout height ca. 230 mm, total height 315 mm.
Hose connection 10 mm **63134 124,95**
Connection for UNIQUICK Ø 12 mm **631341 124,95**



Bathroom faucet TREND E

Straight spout, with switch. Mounting Ø 33 mm.
F. 10 mm hose **63135 90,95**
UniQuick 12 mm **631351 92,30**



Under-sink mixer TREND E

With shower hose connection 3/8". Mounting Ø 33 mm.
F. 10 mm hose **63136 78,90**
F. UniQuick 12 mm **631361 90,50**

Countertop mixer TREND E

With shower hose connection 3/8".
F. UniQuick 12 mm **631362 90,95**



Single lever mixer TREND A

Straight, swivel spout. Installation height 40 mm. With switch. Mounting Ø 27 mm. Chrome color.
F. 10 mm hose **63060 49,95**
63060L



Under-sink tap TREND A

Cold water tap with switch. Shower hose connection 1/2". Mounting Ø 20 mm. Chrome color.
F. 10 mm hose **63061 34,90**
F. UniQuick 12 mm **63062 38,70**



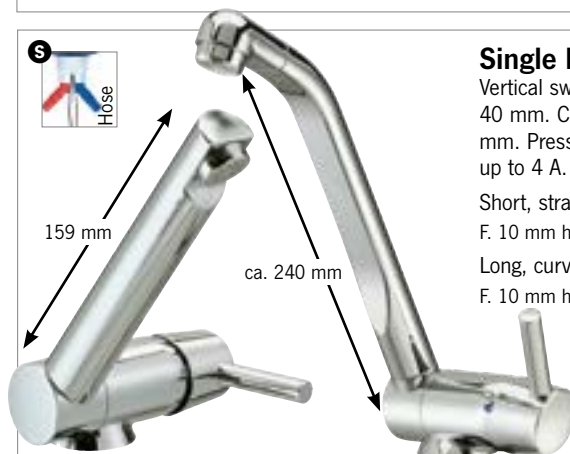
Single lever mixer TREND A

Vertical swivel metal spout. Folded under 40 mm. With switch. Mounting Ø 27 mm. Chrome color.
F. 10 mm hose **630601 58,90**
630601L



Undercounter mixer TREND A

Cold and hot water tap with switch. Shower hose connection 1/2". Mounting Ø 27 mm. Chrome color.
F. 10 mm hose **630611 52,50**
F. UniQuick 12 mm **630612 53,95**



Single lever mixer TREND C

Vertical swivel metal spout. Folded under 40 mm. Chrome color. Mounting Ø 33 mm. Pressure resistant up to 6 bar. Switch up to 4 A.
Short, straight outlet.
F. 10 mm hose **63117 72,80**
Long, curved spout.
F. 10 mm hose **631178 68,40**

Pulling sideways to open and close, turning to Temperature regulation



Shower set TREND

With rosette 45° (mounting Ø 27 mm) and 150 cm shower hose.
Connection 1/2" **63137 83,50**
Connection 3/8" **631371 83,50**



Wall/ceiling bracket TREND

For shower set TREND
63138 21,80



Wall bar TREND

For shower set TREND
SA209 79,95

Water comfort how at home

Single lever mixer CAPRI series

Plastic fitting with integrated on/off switch.
Pressurized water-resistant up to 3 bar,
Switch loadable up to 6 A.
Mounting thread length 40 mm,
Mounting thread Ø 1 inch,
Mounting hole 35mm.
Nylon flex connectors 300 mm



Mixer CAPRI in black matt

110° rotatable spout. With hose connection via 330 mm long flexible hoses.
Mounting thread length 40 mm, mounting thread Ø 1 inch, mounting hole 35mm.
Black matte



Automatic mixer LONDON for hot and cold water

Plastic fitting for Submersible pumps.
With integrated switch (max. 3 A). Hinged outlet.
Pressure water resistant up to 1.5 bar.
Height 40 mm for sinks with hinged lid.
185 mm total length of the tap.
Bore 27 mm. Thread length 29 mm, thread



White
63028

18,90

Brown/Beige
630283

18,90

Black/Chrome
630281

25,60

Black/Nickel Matt
630286

22,30

Automatic faucet LONDON for cold water

Cold water tap made of plastic.
For submersible pumps.
With integrated switch (max. 3 A). Hinged outlet. Pressure water resistant up to 1.5 bar.
Height 40 mm for sinks with hinged lid.
Mounting hole Ø 22 mm.
Thread length 25 mm, thread 1/2".



White
63029

19,60

Brown/Beige
630293

18,50

Black/Chrome
630292

22,50

Black/Nickel Matt
630285

20,20

Single lever mixer ROMA

Plastic fittings with integrated switch (max. 6 A). Pressure water resistant up to 3 bar. Mounting hole 33 mm, thread height 30 mm. Thread 1". Chrome color.

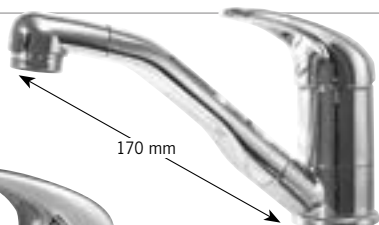


Single lever mixer ROMA

Series product at DETHLEFFS, HOBBY and KNAUS.

63018

55,60



Single lever mixer ROMA

With aerator. Height 150 mm, 63014 57,20



Single lever mixer ROMA with shower LONDON

With pull out shower head.

Series product at DETHLEFFS.

63019

92,-



Single lever mixer Como

Modern plastic fitting with integrated switch (max. 6 A). Pressure water resistant up to 3 bar. Mounting hole 33 mm, thread height 40 mm. Thread 1". Chrome color. Hose connection for hoses with inner Ø 8-10 mm.

63160

63,80



Single lever mixer Modena

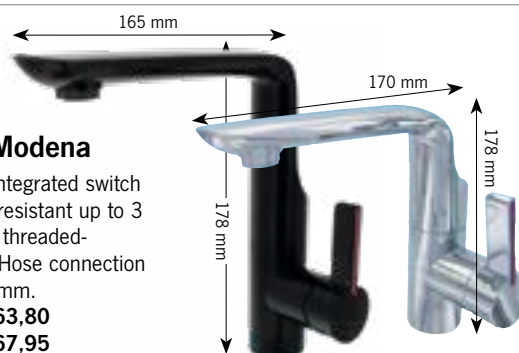
Modern plastic fitting with integrated switch (max. 6 A). Pressure water resistant up to 3 bar. Mounting hole 33 mm, threaded-height 40 mm. Thread 1". Hose connection for hoses with inner Ø 8-10 mm.

Chrome

63161 63,80

Black matte

63166 67,95



Mixing taps FLORENZ

Single lever mixer suitable for most sinks with glass cover. Height folded only 40 mm. With ceramic discs, pressure resistant up to 3 bar. Integrated switch (max. 6 A). Mounting hole 33 mm, thread length 30 mm. With flex hoses.



Mixer FLORENZ KOMPAKT

Swivel and rotatable discharge tube.

Black matte

63164

56,50



① UT mixer FLORENZ ARONA

With shower connection 3/8".

Chrome

63099 46,90

② Countertop mixer FLORENZ

With shower connection 1/2".

Series product at FENDT.

Chrome

63017 45,95



Single lever mixer FLORENZ

③ Straight, swiveling and rotatable discharge tube with jet sieve. Series product at DETHLEFFS.

Chrome

63004

51,60

④ With curved spout and swivel

Discharge tube with jet sieve.

Chrome

63024

52,80

Kitchen faucet LUCCA

Outlet length: 164 mm
Width: max. 121 mm
Height: 306 mm
Depth: 185 mm

76,20



Mixer LUCCA

Swivel spout. Ceramic cartridge, pressure resistant up to max. 3 bar. Mounting hole Ø 33 mm, thread length 40 mm. With switch 6 A.

60093

76,20



Single lever mixer PARMA

Single lever faucet with ceramic cartridges. With microswitch. Mounting hole 33 mm.

54,20

Single lever mixer PARMA

Swiveling discharge pipe. Height 13 cm.

Series product at KNAUS.

63021

54,20

PARMA with Shower NOVO


Pull out shower head. Total height 11 cm. Series product at KNAUS.

63022

92,90




Taps for compact water systems



Single lever mixer ARONA


Rotating and swiveling automatic tap with switch (3 A). Water volume and temperature are adjustable separately. Pressure resistant up to 1.5 bar, therefore only for submersible pumps. Height folded 40 mm. Mounting Ø ca. 27 mm, thread length ca. 35 mm.


	White/Chrome	60087	26,50
	Chrome	60088	32,50



Automatic tap NOVO SUPER


With automatic switch 3 A. Spout rotatable and swiveling, very low height of 135 mm. Bore Ø 17 mm. For submersible pumps.

	Chrome	630037	15,90
	Gray	63003	14,90
	Beige	630036	15,20
	White	630038	14,90



Automatic tap UNIVERSAL


Rotating and swiveling spout. Rotation of the knob only 90°. Pressure max. 3 bar. With automatic switch (max. 3 A), Flow rate adjustable. Mounting hole Ø 22 mm.

	Beige	630016	38,10
	White	630013	37,80
		630013L	



Automatic tap LUXURY

Rotating and swiveling discharge tube. Flow rate adjustable. Switch max. 3 A. Pressure 2-3 bar. Bore Ø 20 mm. Plate thickness max. 12 mm.

	Gray	63002	38,90
	Brown	630020	38,90
	Silver matte	630021	39,90



Automatic mixer INN

For cold and hot water with swiveling outlet pipe and large-area blast screen. Max. 3 bar, switch max. 6 A. For panel thicknesses up to 24 mm. Hose connection 10 mm. Mounting Ø 28 mm.

	Gray	63005	39,95
---	------	-------	-------



15,95



Automatic tap

Water quantity finely adjustable. Hot water resistant up to 80°C. Pressure resistant up to 2 bar. Switch up to 8 A. Height 40 mm, thread length 20 mm. Hose nozzle 8 - 10 mm. Mounting Ø 20 mm.

	White	63012	15,95
---	-------	-------	-------

Mixer tap PELIKAN



① Single lever mixer with shower

Faucet with ceramic cartridge and retractable shower-hose with shower head JULIA. With switch max. 4 A. Pressure resistant up to 6 bar. Mounting hole Ø 33 mm. Plate thickness max. 30 mm. Chrome color. Hose connection 10 mm. Connection for UNIQUICK Ø 12 mm.



② Under-sink mixer

Suitable for our shower set, such as JULIA (61097). Pressure resistant up to 6 bar. Height 105 mm. Mounting hole Ø 33 mm, plate thickness max. 30 mm. Chrome color. Hose connection 10 mm. Connection for UNIQUICK Ø 12 mm.

Mixer tap COMPAKT

Plastic water tap with integrated switch. Ceramic sealing washers. Pressure resistant up to 5 bar, Automatic switching up to 3 A. 30 cm connection hoses. Bore 34 mm, Thread length 30 mm. Color: gray.



Single lever mixer COMPACT

Gray 63085
Chrome/grey 630851



STYLE 2002 - Faucet series with straight spout

- With swivel spout
- 90° lever rotation
- Pressure resistant up to 3.5 bar
- Installation height 38 mm



Cold water tap

Bore Ø 20 mm.

Black/matte chrome

630097

White 630093

Gray 63009



40,90

36,30

36,30



Mixer tap Mono Mix

for cold and hot water.

Single lever operation. Bore Ø 26 mm.

Black/matte chrome 630437

73,90



STYLE 2005 - Faucet series with curved spout

- With swivel spout
- 90° lever rotation
- Pressure resistant up to 3.5 bar
- Installation height 38 mm



Cold water tap

Bore Ø 20 mm.

Chrome 630457

40,60

40,60




Mixer tap Mono Mix

for cold and hot water.

Single lever operation. Bore Ø 26 mm.

Chrome 630447

72,40



Single lever mixer de Luxe


Folding water fitting.

Fits into the prepared hole of the Dometic SMEV sinks 8000 series(Ø 27mm).

Chrome/Black

63051

70,50



Cold water tap MONO

Ceramic sealing washers,

Installation height 40 mm, bore Ø 20 mm.

Black/matte chrome

48,90

630357

630357L

48,90



TWIST - faucet series

Modern plastic faucet for kitchen, shower and bathroom. With switch and Ceramic cartridge, which can be replaced when the tap is installed. Pressure resistant & temperature resistant. ADRIA series product.

from 83,30

Single lever mixer

Foldable, curved discharge tube.

Chrome colored, Bore Ø 39 mm,

Plate thickness max. 21 mm.



Hose connection 10 mm 630710

90,30



Connection for UNIQUICK Ø 12 mm 63082

83,30



Under-sink mixer

For showers. Chrome color,

Bore Ø 39 mm,

Plate thickness max. 21 mm.

Shower connection 1/2" thread.

Hose connection 10 mm

630730

83,40

Connection for UNIQUICK Ø 12 mm

63083

90,40



Countertop mixer

For showers, like DUETT and JULIA.

Chrome color, Bore Ø 39 mm, plate

thickness max. 21 mm.

Shower connection 1/2" thread.

Hose connection 10 mm

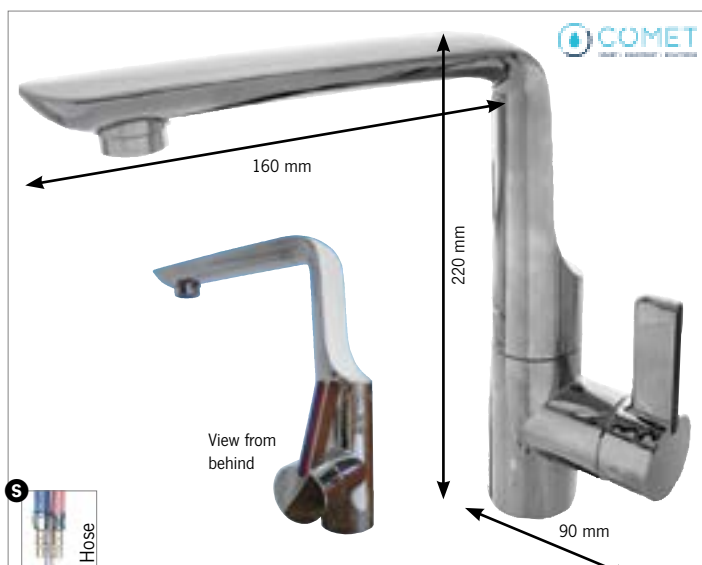
630750

91,60

Connection for UNIQUICK Ø 12 mm

63084

90,95



Single lever mixer MODENA
Modern plastic faucet with 180° swivel spout. With ceramic cartridge, pressure water resistant up to 3 bar. Incl. Microswitch. Mounting hole Ø 34 mm, thread length 40 mm. Connection with nylon flex hose 10/12 mm.

Chrome 630278 71,95

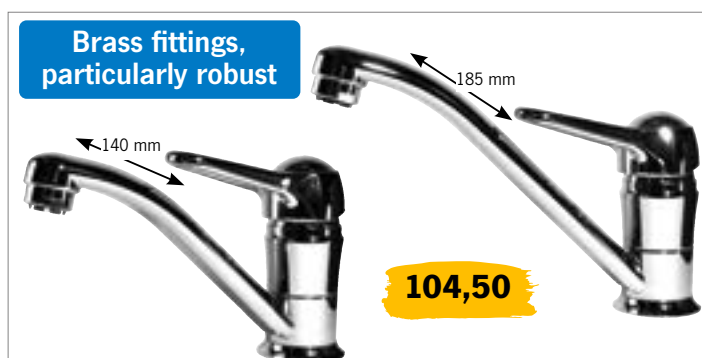
Linea Arena
Black, brass, weight 900 g, height 150 mm, width 115 mm. Bore Ø 35 mm, Pressure resistant: 0,5 - 5 bar, incl. 2 metal-fabric connection hoses.

1 pc. 63113 80,40

Linea Nove
Black, brass, weight 1100 g, height 150 mm, width 135 mm. Bore Ø 35 mm, Pressure resistant: 0,5 - 5 bar, incl. 2 metal fabric connection hoses.

1 pc. 63114 104,50

Brass fittings, particularly robust




Single lever mixer for bathroom and kitchen
Pressure-resistant single lever faucet with ceramic cartridge. Bore Ø 35 mm. Brass chrome plated.

long spout 185 mm	63462	104,50
short spout 140 mm	63463	104,50

Faucet with extractable shower
with 200 cm nylon hose. Shut-off trigger on the shower head. Total height 182 mm. Height up to Outlet 74 mm. Bore Ø 35 mm. Mixing tap made of chrome-plated brass.

63464 93,20



Single lever mixer
Folding and swiveling spout. Bore Ø 36 mm. Brass chrome plated. With 2 metal fabric connection hoses. please order 2 x connection adapter separately. 705081 119,60


Cold water tap
Stable spout, folding & swiveling. Mounting hole Ø 18 mm. Brass chrome plated. Direct connection. Please order connection adapter separately. 705080 68,50

Connection adapter to 10 mm hose 2 pcs.	65025	7,95
Connection adapter to 12 mm pipe 1 pc.	65080	9,90

Connection adapter to 10 mm hose 1 pc.	61244	3,90
Connection adapter to 12 mm pipe 1 pc.	65379	8,60

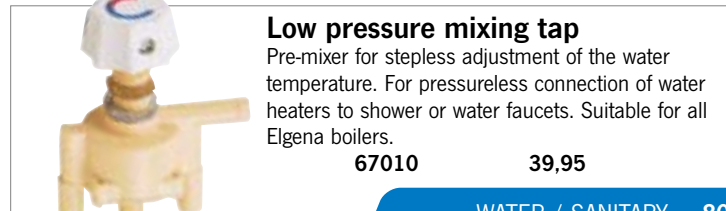
Foldable fitting
Black powder coated, brass, weight 850 g, height 185 mm, width 80 mm. Bore Ø 35 mm, Pressure resistant: 0,5 - 5 bar, incl. 2 metal-fabric connection hoses.

1 pc. 63116 117,50



COMPACT automatic cocks
Water quantity finely adjustable. Hot water resistant. Pressure resistant up to 10 bar. Switch up to 3 A, spout rotates/swivels. Connection: Hose nozzle 10 mm, 45° rotatable. Mounting horizontal, oblique or vertical. Light gray.

① Mixer tap, bore Ø 34 mm	63008	41,90
② Automatic tap, bore Ø 20 mm	63007	19,70



Low pressure mixing tap
Pre-mixer for stepless adjustment of the water temperature. For pressureless connection of water heaters to shower or water faucets. Suitable for all Elgena boilers.

67010 39,95

BATHROOM FAUCETS, AERATORS AND SPARE PARTS



Brass folding mixer tap

Suitable for sinks with glass cover, e.g. from Dometic or Thetford. Bore Ø 32 mm and Ø 38 mm possible. Height folded 39 mm.

Brass chrome plated. Connection hose with 3/8" external thread.

63460 101,20

Connection adapter

Order matching adapter for 12 mm pipe system (= 2 x 65379).

65379 8,60



Spare parts for fittings



REICH aerators

① For single-lever mixers of the TREND S series

E4612 9,20

② For single-lever mixers of the TREND E series

E10377 24,80

③ For single-lever mixers of the VECTOR series

E8725 21,70

④ For single lever mixer CONTUR E / S

E8882 23,95

REICH cartridges

For single-lever mixers of the TREND E series, CONTUR E, KAMA, PELICAN,

Ø 35,0 mm. **E3571 23,30**

⑤ For single-lever mixers of the TWIST series, Ø 28,0 mm, H 36,0 mm.

63088 37,95

⑥ For single lever mixers of the series CHARISMA. Ø 35,0 mm, H 27,5 mm.

63087 19,20

⑦ For single lever mixer TREND A/C/S, CONTUR C/S, CERAMIC STYLE, TWIST, VECTOR, CASCADA, Ø 25,0 mm, H 24,5 mm. **E2937 18,80**

REICH Microswitch

For Empire Series TREND S

E5831 21,95

COMET cartridge

For Comet series ROMA, PARMA, SIENNA, CAPRI COMPACT, Ø 35,0 mm.

E4816 8,50

COMET Microswitch

For Comet series NOVO-SUPER, LONDON, PRESTIGE, cable 33 cm.

E4779 6,50

For Comet series ROMA, PARMA, SIENNA, CAPRI, FLORENCE, cable 40 cm.

E6105 8,90

Gasket set

For common water-fittings suitable.

63115 12,50



Water saving aerators

- Up to 85% water savings
- Up to 75% energy saving
- Esimple installation
- Made of stainless steel

① **Ecowater**, adjustable water quantity, outer Ø 24 mm, length 14 mm **63450 13,80**

② **Ecotouch**, At the touch of a button between. Normal and Economyswitch mode. Outer Ø 24 mm, length 14 mm

63451 20,80

③ **Ecoshower**, For shower fittings and hoses (1/2"), water flow adjustable, inner Ø 24 mm, outer Ø 21 mm, length 55 mm

63452 28,50

④ **Ecoring adapter**, female thread adapter 22mm to 24mm

63453 6,40

⑤ **Eco-reducing adapter**, innerØ 24 mm to 17 mm u. External thread adapter 17 mm to 18 mm

63454 7,50



39,95

Outdoor shower set

Extendable shower head with 200 cm flexible hose. With stopcock on the brass shower head for water-saving use. Can also be operated without mixer with cold water. Housing with cover made of ABS. Pressure resistant. Mounting Ø 65 mm.

63458 39,95




Outdoor mixer

Mixing valve made of brass for perfect water temperature regulation. Robust plastic housing with lid. Mounting Ø 65 mm.

63459 74,20

Brass faucet series



① MS Faucet

Robust brass faucet with aerator. Water quantity is adjustable. In conjunction with automatic switch (630120) also for submersible pump or externally controlled, self-priming water pumps. Pressure resistant. Mounting hole Ø 17mm, 10mm hose.

Gray **63011 66,70**

Outlet tube for 63011 as spare part. Gray **63013 29,30**

② MS stopcock undersink

The stopcock is also available with automatic switch (630120) for submersible pump suitable.

Mounting hole Ø 17 mm. Gray **63110 67,90**

③ MS Under-table pre-mixer

For hose 10 mm or 3/8" thread. Mounting-Ø 21mm. Gray **63030 66,20**

④ MS Automatic switch

The switching point of the pressure switch is adjustable. This allows the Switch to be adjusted to the pump pressure.

630120 39,95

REICH
WATER SOLUTIONS

Shower complete sets with hose and table rosette

① DUET
from **64,95**

a Shower set DUETT
2-way tap. Water quantity adjustable.
Hose connection 1/2". Hose length ca. 170 cm.
With table rosette, Ø 26 mm.

White	631083	64,95
Chrome	631087	65,70

② CARLETTA
from **185,30**

b Shower machine CARLETTA
Hand shower with integrated brass valve and automatic switch. Shower head reversible (shower/jet). 1.5 m hose, movable wall bracket, table rosette, bore Ø 26 mm.

White	63067	185,30
Gray	630671	185,30
Connecting grommet 10 mm for Carletta	63068	12,40

c Shower set MONOMIX
With 1.5 m hose with 1/2" connection. Flow rate adjustable. Switchable to "off/shower/jet" at the head.
With table rosette, bore Ø 26 mm.

White	631283	60,40
Matte chrome	631287	72,50

d Shower set JULIA
With 1.5 m metal hose 1/2" connection. Shower head is easy to clean from lime and convertible from jet to shower. 45° table rosette with mounting Ø 27mm.

Chrome	61097	81,60
--------	-------	-------

e Shower set TREND
With 1.5 m metal hose with union nut as connection.
Table rosette 45°. With 1/2" union nut

Chrome	63137	83,50
Chrome	631371	83,50

③ MONOMIX
from **60,40**

④ JULIA
81,60

⑤ TREND
83,50

⑦ ELBE
39,80

⑥ MODERN
40,95

⑥ Shower set MODERN
Convertible (shower/jet). Water quantity adjustable.
With wall bracket, 2 m hose with 3/8" thread. and rosette Ø 26 mm.

Gray	63105	40,95
Weiß	631053	40,95

⑦ Shower set ELBE
With 1.5 m hose. Water quantity adjustable.
Hose connection 3/8". With table rosette Ø 28 mm.

White	631003L	39,80
-------	---------	-------

All shower sets pull out

sturdy metal hose

Stopcocks and pre-mixers for shower sets

Single lever mixer TREND A
Countertop mixer with 1/2" shower hose connection. With switch. Installation height ca. 38 mm.
Mont.- Ø ca. 27 mm.
Hose connection 10 mm

63148	46,20
-------	-------

Mounting Ø ca. 32 mm.
UNIQUICK connection with 90°.
Connection for UNIQUICK

63126	47,90
-------	-------

Stopcock STYLE 2000
Shower connection 1/2" thread.
With switch. Bore Ø 20 mm.
Under sink faucet with handle and rosette White

630133	32,40
--------	-------

Single lever mixer
Functions: Mix/Off. Constant temperature even when the flow rate changes. Up to 5 bar. Mounting Ø 20 mm. Switch up to 1.5 A.

Mixer without rotary lever and rosette

63046	31,95
-------	-------

Rotary lever and rosette, gray

63047	6,95
-------	------

Rotary lever and rosette, white

630473	6,95
--------	------

Stopcock and mixer MODERN
Pressure max. 5 bar. Switching capacity 1.5 A, for panel thickness up to 25 mm. Water-quantity can be regulated. Hose connection 10 mm or 3/8" thread. Bore Ø 20 mm.

Stopcock with switch, without knob

63015	25,20
-------	-------

Premixer without switch, without knob

63045	21,60
-------	-------

Rotary knob, gray

63041	4,60
-------	------

Mixer tap MONOMIX
Undercounter faucet with switch. Turn on by turning, first comes cold water, then hot. Maximum temperature is reached in the end position. Switch max. 3 A, pressure max. 2-3 bar. Bore Ø 20 mm.

Mixer without handle and rosette

63125	75,40
-------	-------

Handle and rosette matte chrome

631267	12,50
--------	-------

Shower rods

① Shower rod CARINO
suitable for shower heads with cone, L 65.0 cm. Chrome

631175	46,70
--------	-------

② Shower rod TREND
for shower sets Trend and Julia, L 61.0 cm. Chrome

SA209	79,95
-------	-------

③ Shower rod
with height adjustment & conical receptacle for shower heads, L 59.0 cm.

63466	23,50
-------	-------

④ Shower rod
Black matte, with cone receptacle, L 65.0 cm.

63167	44,60
-------	-------

NEW 2023

SHOWERSETS, SHOWER HEADS, SHOWER HOSES



- ① Shower set with shut-off lever, White**
With 1/2" connection screw fitting. Incl. Wall bracket ⑤.
150 cm long shower hose. **63108 8,95**
- ② Shower set with gate valve, Black matt**
With connection fitting 1/2". Incl. Wall bracket ⑤.
150 Hose with metal sheath. **63109 32,95**
- ③ Shower set chrome**
With 1/2" connection fitting. Incl. Wall bracket ⑤.
150 cm long shower hose. **63155 19,90**
- ④ Shower set chrome**
With 1/2" connection fitting. Incl. Wall bracket ⑤.
150 cm long shower hose **63156 22,95**



- ① Shower hose with metal effect**
(length, union nut x cone nut)
1,5 m, 1/2" x 1/2" 63133 16,90
1,5 m, 3/8" x 1/2" 63133 23,10
Shower hose with metal sheath
1,5 m, 3/8" x 1/2" 63159 20,70
- ② Shower hose, white plastic**
(length, union nut x union nut)
1,5 m, 3/8" x 1/2" 63130 18,80
1,5 m, 3/8" x 3/8" 63131 19,30
2,0 m, 1/2" x 1/2" 63132 19,50
- ③ Shower hose with metal look**
(length, union nut x union nut)
1,6 m, 1/2" x 1/2" 66501 17,95
2,5 m, 3/8" x 1/2" 66502 21,50
- ④ Shower hose, white fabric**
(length, union nut x union nut)
1,5 m, 3/8" x 1/2" 66503 16,20
- ⑤ Shower hose, Black fabric**
(length, union nut x union nut)
1,6 m, 1/2" x 1/2" 66504 15,25

Wall bracket for shower heads



- ① Wall holder for Duett and Monomix White** **631153 12,40**
- ② Wall / ceiling mount for shower sets Trend and Julia Chrome** **63138 21,80**

Shower heads



- ① Bar shower with anti-limestone studs, chrome**
1/2" thread, length 220 mm, Ø 30 mm **60139 18,20**
- ② Hand shower with anti-limestone studs, chrome / gray**
1/2" thread, length ca. 235 mm **60140 20,75**
- ③ Hand shower Duett, chrome 1/2" thread** **63150 28,95**
- ④ Shower head Novo, chrome/white 1/2" wt.** **63128 14,20**
- ⑤ Adjustable shower Charisma, chrome 1/2" wt.** **63151 35,40**
- ⑥ Shower head Modern, Gray 3/8" thread** **63107 24,70**
- ⑦ Plastic adjustable shower head, white 1/2" thread** **63152 15,10**
- ⑧ Adjustable shower head White 1/2" wt.** **63465 29,60**
- ⑨ Lever shower Shorty, chrome 1/2" thread** **63154 17,60**



- ① Complete shower set bar shower head with wall mount, black matte,**
Shower head L 220 mm, Ø 30 mm, hose ca. 150 cm **60137 89,95**
- ② Complete shower set 3-jet shower head with bar 69 cm, chrome,**
Ø Shower head 105 mm, hose 150 cm/1/2" **60136 60,-**
- ③ Shower set shower head with holder and hose 150 cm** **60135 29,90**
- ④ Shower head JUWEL with 1/2" thread. Chrome** **60131 18,20**
- ⑤ Shower head SPRINT with 1/2" thread. Chrome** **60132**
- ⑥ Cone holder with 1/2" thread for screwing in**
between the tap and the hose. Chrome **60133 8,75**
- ⑦ Cone holder for wall mounting. Chrome** **60134 7,70**
- ⑧ Cone holder for wall mounting. Chrome/Grey**
Wall distance 24 mm, laterally swiveling **60138 12,35**


Porta Potti Bag

Bag for PP models 335, 345, 145

PP Bag ...35/...45 66052 34,99

Bag for PP models 165, 365, 565

PP Bag ...65 66040 34,99
165,--

Porta Potti 335


Piston pump



Incl. Floor mounting

111,--

Porta Potti 345
125,--


Piston pump


Porta Potti 365
Porta Potti

- Maximum comfort, maximum hygiene
- Practical venting button for splash-free fecal tank emptying
- Integrated discharge spout with stopper, facilitates joining of both tanks
- High quality plastic
- Resistant and easy to clean
- Integrated WC lid lock
- 3 years warranty and service throughout Europe

Features Porta Potti 565


Flush water tank indicator




Piston pump



Slider actuation



Optional Floor mounting



Integrated tray for toilet paper



Holding tank display

660075 43,68

 from **211,--**

Porta Potti 565
91,--

Porta Potti 145
101,--

Porta Potti 165


Bellows pump

THETFORD

Porta Potti 145 White

Porta Potti 165 White

Porta Potti 335 White

Porta Potti 345 White

Porta Potti 365 White

Porta Potti 565 White granite

	Porta Potti 145 White	Porta Potti 165 White	Porta Potti 335 White	Porta Potti 345 White	Porta Potti 365 White	Porta Potti 565 White granite	
Size	Medium	Large	Small	Medium	Large	Luxury Large	Luxury Large
Dimensions in mm (H x W x D)	330 x 383 x 427	414 x 383 x 427	315 x 342 x 382	330 x 383 x 427	414 x 383 x 427	458 x 388 x 450	458 x 388 x 450
Seat height	324 mm	408 mm	308 mm	324 mm	408 mm	443 mm	443 mm
Fastening system	No	Option 660074	Yes, "Hold down Kit"	No	Option 660074	Option 660075	Option 660075
Rinsing system	Manual Bellows pump	Manual Bellows pump	Manual Piston pump	Manual Piston pump	Manual Piston pump	Manual Piston pump	Electric Pump
Waste holding tank level indicator	No	No	Yes	Yes	Yes	Yes	Yes
Holding tank capacity	12 liters	21 liters	10 liters	12 liters	21 liters	21 liters	21 liters
Rinse water level indicator	No	No	No	No	No	Yes	Yes
Flushing water tank capacity	15 liters	15 liters	10 liters	15 liters	15 liters	15 liters	15 liters
Net weight	3,6 kg	3,9 kg	3,3 kg	3,8 kg	4,0 kg	5,3 kg	5,5 kg
Item no.	660062	660052	660102	660122	660144	660175	660176
Price	91,--	101,--	165,--	111,--	125,--	211,--	275,--

MOBILE CAMPING TOILET, FIAMMA BI POT



Dometic 970 series

- Fewer pumping operations thanks to simple push-button operation
- More efficiency and hygiene through powerful pressure flushing
- Up to 27 flushes with one filling (8.7 l fresh water tank)
- Splash-free emptying due to ventilation openings and long, rotatable drain pipe
- More safety due to tank level indicator

High quality ABS and with glossy surface, with numerous Comfort elements such as strong 360° pressure flushing. This results in a particularly high cleaning effect. The pump compresses air in the fresh water tank. If necessary, water is then forced through the nozzles at high pressure. Color white / gray.

972 Weight: 5.4 kg, fresh/ waste water tank 8.7 l/9.8 l, Dimensions (H/W/D) 317 x 333 x 387 mm

66260 185,-

976 Weight: 5.9 kg, fresh/waste water tank 8.7 l/18.9 l, Dimensions (H/W/D) 387 x 333 x 387 mm

662602 199,-



DOMETIC OUTDOOR



FIAMMA
home is everywhere.

from **116,-**



Fiamma Bi Pot

Portable toilet with scratch-proof tank. Especially stable with simple operation. 100% hygiene. Solid hand pump. Robust handle for convenient transport.



Bi Pot 30

H 300 x W 345 x D 435 mm

Volume fresh water: 10 liters, waste water: 11 liters

Light gray

66021

116,-



Bi Pot 34

H 340 x W 360 x D 435 mm

Volume fresh water: 15 liters, waste water: 15 liters

Light gray

66019

120,-



Bi Pot 39

H 392 x W 360 x D 435 mm

Volume fresh water: 15 liters, waste water: 20 liters

Light gray

66020

121,-



Hand pump



Closure



Carrying handle



Bottom part



Accessories and spare parts for Bi-Pot Bidet for Bi-Pot toilet

Also fits Thetford Cassette C2, C3, C4 and Porta Potti.

66026 17,-

Slide seal

For Fiamma Bi-Pot 39 and 1513/1520.

o. Fig.

66024

6,50

FIT FOR THE SUMMER

Selected Reimo products for your start
into the summer season.



Pitch guide - Nature and National Parks	956473	19,90
Pitch guide - Dogs welcome	956474	19,90
Pitch guide - Most beautiful bathing lakes	956475	19,90
NEW: Pitch guide - Free overnight stay	956480	19,90



Charcoal suitcase grill

Set up in a few seconds. Space-saving in stainless steel case. The grate can be folded to the side for filling with charcoal. Grate size: 33 x 20 cm. Case closed ca. 37 x 24 x 8 cm. Weight 2.5 kg.

916881

74,90



Foldable LED Camping Light

With 3.7 V, 1000 mAh Li-polymer battery. Splash-proof. Illumination levels: 100% light (lumens ≥ 100 Lm) - 50% light (Lumen ≥ 50 Lm) - 20% light (lumens ≥ 24 Lm) - off. Charging via micro USB. Cold white light. Dimensions: Ø 52 x 94 mm. Weight: ca. 167 g

930615

16,95



Holiday Travel – Picnic/Tableware Bag

- Suitable for VW T5 / T6 California, Multivan and others.
 - Inner dividers can be variably positioned with Velcro
- Perforated exterior pockets for stowing dishwashing utensils. With removable carrying strap. Delivery without content

Dimensions: L 50 x W 18 x H 22 cm.

919171

39,95




Battery shower with 10 l folding bucket

Battery pump with ca. 50 min running time when fully charged. Battery 2200 mAh. Charge via USB, battery operation also possible. Hose length 180 cm. Incl. Bag. Dimensions: Ø 29 cm, H 17 cm

60123

59,95



THETFORD

from **769,-**

Optionally with
ceramic-
WC bowl

Rear mounting base

The cassette toilet C 262/C 263 is the ultimate solution for the sanitary system in the caravan or motor home.

- WC bowl with plastic or full ceramic bowl
- Swivel WC bowl (180°)
- Optimal seating comfort: width and depth of the basin have been adjusted by consumer testing and provide maximum comfort
- 17.5 l rolling waste tank with pull-out handle
- Level indicator for the waste tank
- Swivel outlet spout
- Mounting the service door in landscape format
- Service throughout Europe

The suitable
Service doors and
Water filling flaps can be
found on page 822

Cassette toilet C 262 CWE with its own 8 l flush water tank.
With rear mounting base, height 750 mm. Incl. Holding tank 17.5 l.
Water filling flap required.

With plastic toilet bowl	67108	899,-
With ceramic toilet bowl	67109	1129,-

Cassette toilet C 263 CS with connection via on-board tank.
With rear mounting base, height 750 mm. Incl. Holding tank 17.5 l.

With plastic toilet bowl	67106	799,-
With ceramic toilet bowl	67107	1039,-

Cassette toilet C 263 CSL with connection via on-board tank.
With rear mounting base, height 540 mm. Incl. Holding tank 17.5 l.

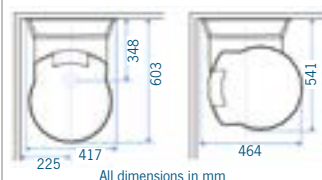
With plastic toilet bowl	67120	799,-
With ceramic toilet bowl	67121	1039,-

Cassette toilet C 263 S with connection via on-board tank.
Without rear mounting base. Incl. Holding tank 17.5 l.

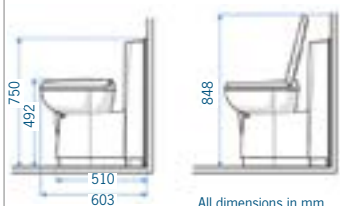
With plastic toilet bowl	67104	769,-
With ceramic toilet bowl	67105	989,-

Fig. shows C 263 CS

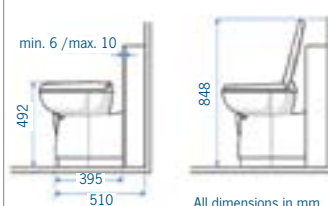
Top view C 262 CWE/C 263 CS+CSL



Side view C 262 CWE/C 263 CS



Side view C 263 S



Dimensions & Weights

Seat height (plastic basin):	467 mm
Seat height (ceramic sink):	479 mm
Weights:	8.1 kg (C262 CWE plastic)
	17.2 kg (C262 CWE ceramic)
	8.0 kg (C263 CS plastic)
	17.1 kg (C263 CS ceramic)
	7.7 kg (C263 CSL plastic)
	16.8 kg (C263 CSL ceramic)
	7.1 kg (C263 S plastic)
	16.2 kg (C263 S ceramic)

Rotating cassette toilet C 220

- Rotating WC in 3 different versions
- Display when fecal-tank is full
- High quality plastic
- Service door please extra order (page 788)



Type	C 223 S	C 223 CS	C 224 CW
Dimensions	495 x 365 x 580 mm	534 x 394 x 580 mm	727 x 394 x 580 mm
Seat height	492 mm	492 mm	492 mm
Flushing water supply	via on-board tank	via on-board tank	own tank
Flushing	Electric	Electric	Hand pump
Flushing water tank volume	---	---	9 l
Volume holding tank	18 l	18 l	18 l
Weight	6,8 kg	7,2 kg	8,0 kg
Mounting direction door 3	Portrait or landscape format	Portrait or landscape format	Portrait or landscape format
Item no.	67101	67102	67103
Price	725,-	759,-	775,-

Flush button on C 223 CS



Holding tank display



Hand pump at C 224 CW



The
matching
service door
and water
filler flap
can be found on
Page 822

Dometic CTW 4110 & CTS 4110

The noble light ceramic WC

- Toilet bowl with scratch resistant ceramic inlay
- Seat surface is adjustable up to max. 90° in both directions
- Swivel discharge spout for easy disposal
- Level indicator and passive venting
- Replacement with existing toilets possible without any problems
- External service flap optionally available, see catalog page 526.

The CT 4000 toilet series convinces with high quality porcelain and comfort. The scratch-resistant toilet bowl is easy to clean, and the ceramic inlay was mounted in a plastic housing for weight reasons. With removable 19 l waste tank with transport-friendly wheels.

CTW 4110: Flush water tank 7 l, waste water tank 19 l, weight: 12.5 kg, only suitable for wall thickness 20-50 mm due to external filler neck on top.

Dimensions (WxHxD): 382 x 672 x 530 mm. **662621** **1095,--**

CTS 4110: Flushing water via on-board tank, holding tank 19 l, Weight: 12.0 kg.

Dimensions (WxHxD): 382 x 672 x 530 mm. **662631** **1055,--**

Replacement cassette (not shown) for CT3000 and CT4000 series.

66264 **235,--**



Scratch-resistant ceramic inlay



15 % more flushing capacity



Space saving seat



Adjustable seat position

Renew Kit

Makes your toilet like NEW. Consisting of: WC seat and lid, flushing ring cover, waste-holding tank and PowerCare Tabs sanitary additive.

For CT3000 and CT4000 series **66265** **259,--**

WC preparation for used vehicles



CASSETTE TOILET IN BENCH SHAPE



Cassette toilet C 402 / C 403

- Top model among cassette toilets
- Fecal tank on wheels, with extendable handle for pulling
- Easy cleaning because the mechanism in the holding tank is removable
- LED level indicator for holding tank and fresh water (not all models)
- 19.3 liter holding tank capacity
- Electric flushing
- Control opening left or right (in seat position)
- In easy to clean white plastic
- Low weight (8.5 - 10.3 kg, depending on version)
- Service throughout Europe

Cassette C 402 X

With its own fresh water tank 15 liters. Weight: 8.8 kg.

Service opening left (LH)	671101	910,-
Service opening right (RH)	671111	910,-

Cassette C 403 L

Fresh water connection to the on-board tank. Weight: 8.1 kg.
Incl. Fecal Tank Vent.

Service opening left (LH)	671121	939,-
Service opening right (RH)	671131	939,-

Technical data:		
	C 402 X	C 403 L
Flushing	Electric pump	Electric
Volume holding tank	19,3 l	19,3 l
Volume rinse water	15,0 l	---
Filling level indicator holding tank	Electric, single stage	Electric, three-stage
Exterior venting	Option (66146)	Standard
Mounting direction door 3	Upright	Upright



Built-in toilets for fixed holding tanks

The built-in flush toilets are supplied with flush water from the onboard tank. The fecal matter is directed into a holding tank, which is installed under the vehicle. Convenient operation by foot pedal. All-round flushing for comfort like at home. Modern design and smooth surface. Simple installation and easy handling.

Aqua Magic Bravura Low (low version)

Dimensions: HxWxD: 35.7 x 41.5 x 51.3 cm,
Weight: 6.8 kg **66136 459,-**

Aqua Magic Bravura High (high version)

Dimensions: HxWxD: 45.4 x 41.5 x 51.3 cm,
Weight: 7,3 kg **66137 496,-**



Bravura Low



Bravura High

THETFORD

Installation material



Mounting flange with
external thread 88 mm
66215 19,56



Mounting flange with
female thread 83 mm
66217 19,56

WC preparation for used vehicles

Fresh-up sets for Thetford toilets

Fresh-up kits make used Cassette toilets as good as new and give you an extra holding tank for longer trips. With toilet lid, toilet seat and tank.



For C400 / C500

Usable for LH and RH

C400	661702	209,-
C500 Standard	661712	209,-
C500 Hobby/Fendt	661713	209,-



Fresh-up control panels for C400

Control Panel

C models	661707	63,37
X models	661708	63,37
L models	661709	63,37
Hand Models	661710	6,94



For C2 / C3 / C4

Holding tank with wheels,
Toilet lid, toilet seat

left (LH)	661704	209,-
rechts (RH)	661705	209,-



For C250 / C260

Holding tank with wheels,
Toilet lid, toilet seat

661703	209,-
---------------	--------------



For C200

Holding tank with wheels, toilet
lid, toilet seat

661706	209,-
---------------	--------------



For C220

Holding tank with wheels,
toilet lid, toilet seat

661711	209,-
---------------	--------------



Twusch porcelain insert suitable for Thetford toilets

- Easy to clean
- Scratch resistant
- Antibacterial
- Nano-sealed
- Water-saving

Weight: ca. 450-650 g

Twusch 1 suitable for the (older)

Thetford C2/C3/C4	661730	161,-
Twusch 2 suitable for the C200	661731	161,-
Twusch 3 suitable for the C260	661732	161,-
Twusch 4 suitable C400	661733	161,-
Twusch 5 suitable C220	661734	161,-
Twusch 6 suitable C250	661735	161,-
Twusch 7 suitable C500	661736	161,-

Mounting set for Twusch porcelain inserts

Can be used for all Twusch models. Consisting of 1 x silicone rubber,
1 x nano spray, 1 x cleaning kit, 3 x wooden spatulas for grouting,
1 pair of disposable gloves, 1 x microfiber cloth.

661729	35,95
---------------	--------------





Cinderella®
Verbrennungstoiletten

Made in Norway

NEW
2023



Practical lifting mechanism

Everything is emptied
from the inside

LITTLE
WASTE; ONLY
CLEAN
ASH

CINDERELLA TRAVEL Combustion Toilet

Technical data: Height: 540 mm, seat height: 490 mm, width: 390 mm, Depth: 590 mm, Weight: 20 kg, Capacity: Up to 6 people.
Operation with gas (30 mbar), gas consumption: 140-180 g/combustion. Gas connection: 8mm pipe. Burner: 2.87 kW. For combustion, a bottom intake and exhaust stack must be installed. Current: 12 V / 4 A, standby 0.005 A.
Incl. 100 bags. **66370 4140,-**

CINDERELLA TRAVEL COMBUSTION TOILET - Comfort like at home

- No holding tank required
- No annoying emptying
- No water needed
- No chemicals necessary
- 3 years warranty

The Cinderella Travel provides a hygienic and easy way to safely dispose of toilet waste, whether you're on the road or on the water. The Cinderella combustion toilet is suitable for vehicles such as caravans, motor homes, houseboats and recreational boats. The Cinderella Travel represents a completely new way of waste disposal, simple and without the hassle of emptying in designated areas. The Cinderella Travel can also be retrofitted to existing caravans, motorhomes, houseboats and pleasure boats. Due to the high capacity, up to 70 toilet visits are possible before emptying is necessary.



Ideal for caravans



Ideal for campers



Ideal for house/
leisure boats



Propane gas
or LPG



Capacity: Up to 6
people

Necessary installation accessories:



Original installation- set for Cinderella TRAVEL

The obligatory package consists of exhaust pipe, insulation for exhaust pipe, union pipe end, fresh air connection grille, pipe for air supply, floor passage.

663700 249,-



Original

Cinderella bag Original bag designed for Cinderella Travel.
1 x 500 pcs. **663703 53,-**
5 x 500 pcs. **663704 265,-**



Cinderella Bag dispenser plastic

Practical bag dispenser made of plastic. **663706 30,-**



Cinderella Bag dispenser metal

Practical bag dispenser made of painted metal **663705 35,-**



Cinderella step

Non-slip surface. Withstands a load of 90 kg. **663707 49,-**



Cinderella TRAVEL assembly box

Simplifies installation/assembly. Prefabricated cover for the Exhaust duct and the rear part the toilet. **663701 350,-**

Clesana C1 - waterless toilet with bag welding

- Hygiene according to medical standards
- Independence from disposal stations and water supply
- Without the use of chemicals, safe disposal of the bags

Clesana works without chemicals and water. No matter where you need a quiet place, Clesana can be used practically anywhere. After each use of the toilet, the contents of the bag are hygienically sealed. Special disposal as with the chemical toilet is not necessary, the bags can be disposed of in the normal residual waste. The Clesana C1 can only be put into operation with the additionally available foil bags. Dimensions: H 51.5 x W 36.3 x D 51.6 cm, seat height: 47.8 cm, weight: 14 kg, 12 V, energy consumption: disconnection process 0.99 Wh, welding process 0.64 Wh, standby 0.14 W.

Clesana C1 with L adapter

The L-adapter is for mounting on a wall, e.g. when replacing a cassette toilet. In this case, the L-adapter usually also covers the former service flap from the inside

66400

1360,-

Clesana C1 with round base

The round base is suitable for placing the toilet in any place. The attachment is made to the floor.

66403

1360,-

Foil bag

- For 72 toilet
- Required for the operation of the toilet

The precipitates are packed in multilayer barrier film welds. Set of 2 foil liners for 36 toilet trips each.

66401 25,-

Absorber

For "small" toilet visits, the Clesana superabsorber can be used optionally for fluid absorption.

66402 3,50

Airtune Smellstop

Odor de-furthermore. New-tralizes the causing odor molecules. Quickly effective, extremely productive.

92429 13,95



L-adapter



Round base

Cloxi model A3

- 3-fold height adjustable - 35, 41 and 47 cm
- Without water and chemistry
- Ca. 100 uses per hose
- Odorless due to HiTec hose and Cloxi activated carbon fan
- Fits in common camper modules

The toilet for every location. Seat heights 35, 41 and 47 cm. Suitable for children from 2 years. Weight: ca 9,5 kg. Dimensions: H 30.0 x W 30.0 x D 38.0 cm, Available from Q 2/2023

660528

499,-

Cloxi model B3

- Without water and chemistry
- Ca. 100 uses per hose
- Odorless due to HiTec hose and Cloxi activated carbon fan
- Fits in common camper modules

The toilet for every location. Fixed seat height 47 cm. Suitable for children from 2 years. Weight: ca 9,5 kg. Dimensions: H 48.0 x W 30.0 x D 38.0 cm Available as of Q 2/2023

660529

599,-

Consumables:

Starter set - Basic equipment and consumables for ca. 100 uses consisting of: Sleeve with pliers and scissors, sleeve with cable tie, small bottle with gelling agent, 15 m foil black, 0.5 l Cloxi powder gelling agent, 50g Cloxi-Special powder, 50 g treated activated carbon



Starter set

Foil black for residual waste 15 m

660534

19,90

Foil green compostable 15 m

660535

29,90

Cloxi gelling agent 0,5 l

660536

14,90

Cloxi special powder, Gelling and odor 0.5 l

660537

14,90

Cloxi specially treated activated carbon 0,5 l

660538

14,90

Cable tie 100 pcs.

660539

1,90

Powerbank Revolt 10000 mAh

660540

29,90

Cloxi accessories:



Seat cushion

660533 79,-



Carrier bag

660532 89,-

Cloxi
die mobile Toilette

NEW
2023

3-fold height adjustable



Press down lid = pull off. This conveys the hose into the waste box and closes it.

Clean and odorless in operation and environmentally friendly disposal. Odorless due to activated carbon filter.



Carrier bag

660532 89,-

SEPARATING TOILETS



TROBOLO TeraBløem (without exhaust system)

- Comfort like a conventional WC
- Odorless operation thanks to separation system and bedding / exhaust systems
- Optionally expandable with natural or electric exhaust system
- Electrical exhaust system (optional) with flexible USB connection (12V, 24V or 230V)
- Easy and hygienic emptying
- Self-sufficient without water and chemicals
- Easy assembly without additional tools
- High quality toilet seat with lid for comfortable use
- Ideally suited for interiors

Separating toilet as a prefabricated kit for indoor use.

Size: L 47 x W 33 x H 50.5 cm

660526

419,-



TROBOLO separation toilet insert & toilet seat

- Separating toilets insert and DIY toilet seat
- Your separation toilet
- WC seat + lid made of wood

Set consisting of gray divider (100% polypropylene) and toilet lid incl. seat made of lacquered alder wood (handmade). Dimensions:

H 170 x D 375 x W 322 mm

660523

139,90

TROBOLO separation toilets insert

- Unique adapter system with replaceable filter screen
- Compatible with any standard toilet seat
- Material: Polypropylene, 100% recyclable


For do-it-yourself or as a spare part.

Ø Inside: Longitudinal 310 mm, Crosswise 240 mm, dimensions:

H 170 x D 375 x W 322 mm

660522

69,90



TROBOLO Electric exhaust system

- Power-saving, with mains plug and USB port for flexible connection options (12 V, 24 V or 230 V)
- Efficiently wicks away moisture and residual odors to the outside
- Can also be integrated into self-built separation toilets
- Including 50 cm exhaust duct (DN 50)
- Housing made of lacquered alder plywood (100% FSC certified)

Included in delivery: Electric exhaust system, 50 cm exhaust duct (DN 50), insect screen, 2 Allen screws incl. key, 1.5 m cable with USB connection, power plug, installation instructions

① Electr. Exhaust air system

660524

89,90

② Electr. Exhaust air system

incl. 2 m exhaust air line

660525

127,90

OGO® Compact separation toilet with electric agitator

- Dry separation toilet with composting function
- Urine bottle 9 l with screw cap
- Electric 12 V fan (pre-assembled)



Thanks to its cubic design and pure white finish, the OGO® is a true design object. The electric mixer no longer needs a crank and the separately removable solids hopper simplifies emptying. The OGO® does not require water or chemicals and works odor-free and environmentally friendly.

Weight: 11.6 kg. Dimensions: L 38.1 x W 40.6 x H 46.7 cm.

660515

1450,-

Nature's Head® Separating Toilet

- Dry separation toilet with composting function
- Urine bottle 8.3 l with screw cap
- 12 V fan (pre-assembled), 1.8 m cable, fuse for connection to a battery
- comfortable standard rotary handle wheel
- 2 mounting brackets and nuts for floor mounting (screws for wooden floor included)
- Spray bottle for vinegar solution for cleaning the separation toilet
- 1 coconut brick for immediate use



Nature's Head® separation toilet with space-saving spinning wheel. The toilet has a 12 V connection for the built-in fan. If it is to be operated on 220 V mains, an additional 12 V power supply unit must be ordered. Mounting brackets, fuse, fuse holder, agitator, rotary handle and a 1.5 m vent hose are included in the delivery.

Nature's Head® Separating toilet

660500

1299,-

Coconut fiber brick starter pack. 3 piece

660502

9,95

Liquid container as spare part

660501

79,95

Gill grille – serves to cover the exhaust air opening from the outside.

With lateral R execution of the exhaust air.

660503

5,95

Activated carbon filter

660509

74,95

Separating toilet Separett Tiny

- Loadable up to 150 kg
- No water and no chemistry necessary
- Separation tank or holding tank with sight protection
- Energy consumption 0.04 kWh/day
- 5 years manufacturer warranty

Technical data: Holding tank 14.5 l, seat height ca. 44 cm, weight 8.5 kg, dimensions (WxHxD) 398 x 470 x 497 mm.

① Separating toilet Tiny with urine canister

Separating toilet with sensor-based visual indication when the urine canister (7.1 liters) is full. With fecal tank vent Ø 50 mm incl. fan for 12 V or 230 V operation. Scope of delivery: toilet, exhaust grille incl. insect screen, compostable waste bags, organic drain cleaner.

660542 859,-

② Tiny separation toilet with urine hose

The urine is passed through a 32 mm hose behind the separation toilet into an optional container. The holding tank is vented via a 50 mm pipe with a fan for 12 V or 230 V. Scope of delivery: toilet, exhaust grille incl. insect screen, waste bag and compostable drain cleaner.

660543 809,-

Accessories for separation toilet Tiny

③ Compostable waste bags made of corn starch, 14,5 l.

Roll with 10 pcs. **660552 13,90**



Separating toilet Villa

- Large volume with 23 liters
- Low noise level (30 dB)
- 12 V or 230 V operation
- 5 years manufacturer warranty

Technical data: Holding tank 23 l, seat height ca. 42 cm, weight 19 kg, dimensions (WxHxD) 456 x 672 x 541 mm. Energy consumption 2.5 W.

The toilet is ideal for larger vehicles, because even with several people capacity is long enough. The scope of delivery includes the toilet, 230 V adapter, 2 waste containers incl. 1 lid, 10 compostable waste bags and organic drain cleaner tablets.

660554 789,-



Seat height ca. 42 cm



Portable separation toilet Rescue Camping 25

- Compact, portable and easy installation
- Ideal for outdoor activities
- Maximum weight 150KG
- Easy to transport and mobile use

Perfectly suited for outdoor life or in the allotment. The dry waste is collected in a compostable waste bag, while the urine flows into nature or is collected in an external canister. Dimensions (H x W x D): 45 x 36.4 x 44.6 cm. Weight 4 kg.

660544 119,-



Scope of delivery:
Transport bag,
base, urine tube,
seat, lid and 10
pcs. compostable
waste bags.



Accessories for separation toilets

① Separation insert Separett Privy

urine-diverting insert with a seat and lid made of birch plywood. Perfect for self builders

660546 199,-

② Separation insert Separett Privy 500

Urine-diverting seat insert with insulating seat. Urine drain Ø 32 mm.

660547 99,90

③ Child seat attachment for Tiny, Villa, Privy & Camping 25

Reduces the seat area and is thus also usable for the midgets.

660548 49,90

④ Organic drain cleaner with citrus fragrance

Prevents crystallization. Prolongs the life of the urine drain.

pack of 5 **660550 17,90**

⑤ **Separett absorber** During operation, the absorbent cloth absorbs moisture that collects at the bottom of the waste bag and provides fresh odor. 5 pcs. **660551 17,90**

⑥ Compostable waste bags

For separation toilets up to 35 liters fecal tank volume.

Roll with 10 pcs. **660549 17,70**

①



②



③



④



⑤



⑥



COMPOST AND FOLDING TOILET

Compost toilet

No water consumption - no chemical additives

- Dry compost toilet in compact form
- Safe separation of solids and liquids
- Solids tank with lid and 7.5 liters volume
- Liquid container with cap and 8 liters volume
- Upper and lower unit are connected with 3 latches
- Robust design - loadable up to 200 kg

Separating toilet consisting of top unit and bottom unit. Dimensions

(HxWxD): 44.0 x 34.5 x 51.5 cm. Weight: 8.2 kg **660510 399,-**

Toilet Starter Set: Includes 2 biodegradable toilet rolls, 1 scented urinal mat, 1 solid waste container (also for storing litter), coffee chaff, scoop and 2 compostable trash bags. **660511 30,-**

Coffeeestreu, 250 g. GP* 25,60 / 1 kg **660512 6,40**

TOP-Unit

BOTTOM-Unit

Solids container



Miscanthus bedding (3.5 kg) for dry separation toilets

- 100% biodegradable
- Very high absorbency
- Odor-binding
- Low dust & allergy friendly

Extremely absorbent miscanthus bedding in pellet format. Covers the solids and prevents the formation of odors. It is also used for composting and is 100% biodegradable. Very low dust, therefore especially suitable for allergy sufferers. Bag content 3,5 kg

660504 12,90



NEW 2023



Pocket toilets (m/f/d)

- Mini toilets ready for immediate use
- Discreet, safe and hygienic
- Environmentally friendly
- Disposal via residual waste

Discreet, safe, hygienic and odor-binding. A fine-grained granulate in the Tachen toilet absorbs up to 1000 ml of urine and solidifies it into an odorless gel. Disposal can be done via the residual waste. With refreshing towel.

Roadbag for men and boys **66367 2,45**

Ladybag for women and girls **66368 2,99**

Superbag for each 10 l bucket. Also suitable as a waste bag for separation toilets. **66369 2,99**

Bucket not included



Mobile folding toilet from cardboard

- Small and lightweight, space-saving storage
- Unfold flat again if needed
- Simply hang in bag with absorbent insert

Folding toilet incl. 12 hanging bags.

Dimension: ca. L 27 x W 27 x H 47 cm.

66287 44,90

Hanging bag set (12 pieces with absorbent insert).

66288 18,90

Yachticon

Folding toilet

- Foldable and therefore space saving
- Easy to transport
- Can be used almost everywhere
- No water consumption
- Including 6 bags
- Carries 120 kg body weight

Due to its folding function, this mobile toilet is very easy to store and transport. Simply unfold the frame and you're ready to go, anytime, almost anywhere. You can count on a unique experience. Even more, no water is necessary, the bags included in the package are simply changed. We also offer bags for repurchase in packs of 12.

Load capacity: 120 kg body weight, Material (seat): plastic, Material (legs): Steel, Size: 39 x 40 x 46 cm, Seat height: 46 cm, Diameter steel frame: Ø 21 mm, weight: ca. 2.6 kg

Folding toilet 66071 47,40

Bag pack of 12 66057 6,10





Mobile toilets for on the road

Camping folding toilet for on the road

- Rapid operational readiness
 - Space saving & light
 - Hygienic with bag
 - Without chemistry
 - Robust and stable construction
 - Non-slip rubber feet
 - Incl. 30 pieces recycled bags •
- Fixing the bag to the toilet seat instead of the rack



35,90



Quickly ready for use - ideal for on the road! The mobile camping toilet for on the road is quickly unfolded and ready for use. With 30 recycled bags that can be securely fixed with the plastic ring. Black frame, white seat. Special fixing ring. Fastening the bag to the rack is not necessary. Loadable up to 150 kg. Seat height: 41cm, dimensions opened: H 41 x W 35,5 x D 44 cm, dimensions closed: H 73 x W 35,5 x D 9 cm, weight: 1,68 kg

66065

35,90

100% recycled plastic bags
30 pieces, size: 45 x 50 cm

660506

4,75



Mobile bucket toilet with removable lid

- Sustainable
- Waterless use
- Lightweight & space saving

The bucket toilet is very light, space-saving and mobile. It is made of plastic, which makes it easy to clean. With removable lid. Maximum load: 120 kg. For multiple use, simply sprinkle our Miscanthus Pellets (item 660504) into the toilet to absorb liquid and neutralize odors. Volume: 19L. Dimensions: H 37 x D 31 x W 31 cm, weight: 1.0 kg



660505

16,95

Folding camping toilet mini

- Very light - only 1.8kg
- Foldable so convenient to store
- Incl. 12 bags, toilet paper holder and carrying bag
- Loadable up to 150kg

Lightweight and foldable camping toilet in black, dimension folded (L x W x H): 350 x 292 x 76 mm, seat height ca. 320mm, color: black, weight ca. 1,8 KG. Material: ABS.

Scope of delivery: camping toilet mini, toilet paper holder, 12 toilet bags and practical carrying bag included.

Suitable toiletry bags to reorder: 660553 or 66369

660507

29,95



NEW
2023

Divisible bucket toilet

- Divisible and practical to store
- Soft-close system
- Toilet paper holder
- Loadable up to 150kg

Divisible bucket toilet, with soft-close system, toilet paper holder and storage compartment, made of sturdy plastic, with removable 7l bucket, ideal for camping, caravanning and boats, divisible and thus space-saving storage, Color gray. Dimensions: 50x42x24/40cm.

Scope of delivery: toilet, incl. seat, lid bucket, toilet paper holder.

660508

64,90



NEW
2023

Mobile toilet with removable bucket

- Ideal for camping, caravanning and garden
- Removable 7 l bucket with handle + lid
- Clean thing, simply sprinkle with peat or sawdust - thus compostable
- Hygienic plastic, practical carrying handles

Maximum load: 150 kg.
Dimension: L 50 x W 42 x H 38/78 cm.
Weight: 2.65 kg. Color: gray.

66051 55,90



55,90

SANITARY PRODUCTS



Camp4
OUTDOOR FASCINATION

41 cm

Silicone toilet brush

- Effective cleaning
- Long life
- Attachment without drilling

With adhesive mount
Dimensions: W 10 x H 41 cm
663211 8,95



Ø 10,5 cm
35 cm

Toilet brush
cleans up to the tank without scratching it.
White **66321 12,-**



Camp4
OUTDOOR FASCINATION

Toilet brush holder with suction cup
Perfect hold due to rotating mechanism.
Dimensions: 9.3 x 12.2 x 44 cm
White **66574 12,95**

10,-



FIAMMA
home is everywhere

Narrow toilet brush
with holder for all camping-toilets. Incl. Adhesive tape for mounting.
White **66315 10,-**



Best hygiene.
The hinged lid closes automatically when adjusting the brush

Mini toilet set with closure flap
To hang. Brush handle with cleaning pad.
Dimensions:
W 9 x H 26 x D 8.5 cm
Cream white **92981 22,90**



Camp4
OUTDOOR FASCINATION

9,95

Toilet brush with holder
Dimensions: 8 x 23 x 7.5 cm
White **663210 9,95**

Yachticon



WC oil
Lubricates seals, valves and the moving parts of the toilet. Removes salt, lime and other deposits.
Neutralizes odors.
0,1 liter 61462 9,90
GP* 99,00 / 1 Liter



Orange Intensive Cleaner
Environmentally friendly. Removes rain streaks, stubborn dirt and grease.
0.5 liter 66397 14,20
GP* 28,40 / 1 Liter
Danger: H226, H318, H412



All purpose cleaner ammonia
Powerful cleaner concentrate with ammonia. Removes dirt, grease and oil residues on all surfaces, indoors and outdoors.
1 liter 66398 14,20
Attention: H315, H319



Wet toilet paper
Easy Flush toilet wipes. Quickly soluble. With panthenol - extra gentle and sensitive, ph-skin neutral, fragrance-free and 100% biodegradable. Ideal complement to dry paper.
44 pcs. 66399 5,40



Pury Blue Sanitary liquid for camping toilets and holding tanks. Helps decompose feces and toilet paper. Prevents the formation of unpleasant odors. Keeps tanks clean.
2 liters 61419 19,40
GP* 9,70 / 1 Liter
Attention: H319



Pury Green Sanitary liquid produced according to ecological principles for camping toilets and holding tanks. Against odor, promotes decomposition.
2 liters 61420 19,40
GP* 9,70 / 1 Liter
Attention: H319



Pury Rinse Cleans the flush water tank of the toilet with citric acid. With lavender oil for fresh smell. Removes water scale, lime and other deposits.
2 liters 61418 18,50
GP* 9,25 / 1 Liter



Pury Grey Keeps gray and waste water tanks clean and prevents rotting odors. Formaldehyde-free. Wastewater treatment plants suitable.
2 liters 61421 18,95
GP* 9,47 / 1 Liter
Attention: H319



SANITARY ADDITIONS

FOR FLUSHING WATER AND WASTE WATER

① Camp4 All-Green 2 liter bottle.

Ecologically produced sanitary liquid for camping toilets and holding tanks. Against odor, promotes decomposition.

For distribution in Europe

(D, DK, ES, F, FIN, I, NL, NO, SE, UK)

62085 GP* 8,55 / 1 Liter **17,10**

620850 Pallet with 240 pieces

Attention: H319

② Camp4 All-Blue 2 liter bottle.

Sanitary liquid for camping toilets and holding tanks. Decomposes feces and toilet paper, prevents unpleasant odors and keeps tanks clean.

For distribution in Europe

(D, DK, ES, F, FIN, I, NL, NO, SE, UK)

62083 GP* 8,55 / 1 Liter **17,10**

620830 Palette mit 240 Stück

Attention: H302, H315, H317, H318, H332, H334, H335, H341

③ Camp4 All-Rinse 2 liter bottle.

Cleans flush water tanks in mobile toilets and provides fresh odor. Removes water scale, lime and other deposits. Contains care products for sliders and rubber seals.

For distribution in Europe

(D, DK, ES, F, FIN, I, NL, NO, SE, UK)

62081 GP* 7,28 / 1 Liter **14,55**

④ Camp4 toilet paper

Quickly soluble, not perfumed. 2-ply. 4 rolls of 250 sheets.

66334 **3,40**

663341 Pallet with 480 pieces

⑤ Camp4 All-Tabs

sanitary tablets, 15 pieces Sanitary concentrate in optimal dosage for all WC systems. Prevents the formation of unwanted odors and provides a pleasant scent. adding 1 tablet to the waste water tank is sufficient for 10-15 liters of tank capacity.

62086 **18,90**

620860 Pallet with 384 units

⑥ All-Clean

- 2 liters of sanitary concentrate
- 2 in 1 solution: suitable for Rinsing water and holding tank
- Distribution in Europe incl. Scandinavia
- Without biocides

Specially designed for mobile toilets. Promotes the decomposition of feces and toilet paper. Prevents deposits. Reduces gas and bacteria formation. With pleasant fragrance. Dosage: Fecal tank: 100 ml/10 l tank volume Flushing water tank: 50 ml/10 l flushing water.

61094 GP* 8,15 / 1 Liter **16,30**

Attention: H315, H318, H400, H410



17,10



3,40



16,30

TOILET CHEMISTRY AND HYGIENE

Solbio sanitary additive



- 4 in 1 sanitary liquid
- 100 % organic
- 100 % vegetable
- Completely & quickly degradable
- Economical use
- Natural essential oils
- No dyes

- Scents of eucalyptus and mint
- Without chemicals or synthetic additives

Also for gray water tanks

As a cleaning agent or to refresh the fecal, flushing water and waste water tank.

NEW: 0.8 liters 66388 18,95

GP* 23,69 / 1 Liter

1.6 liters 66396 26,95

GP* 16,84 / 1 Liter

NEW: 10 liters 66357 157,--

GP* 15,70 / 1 Liter

NEW: For Scandinavia:

1.6 liters 663960 26,95

GP* 16,84 / 1 Liter



MikiGREEN detergent

NEW
2023



① Outdoor. Mobile toilet. - Concentrate

Microbiological concentrate for cassette toilets, pipe systems and tanks. 1 bottle gives 12 fillings. Odorous substances and deposits are thoroughly and sustainably broken down. The effect unfolds in the entire wastewater system. **500ml 66371 15,95** GP* 31,90 / 1 Liter

② Kitchen. Windows. Bath & Floor. - Concentrate

Microbiological cleaner for kitchen, windows, bathroom and floor. Thoroughly and sustainably cleans windows, glass, wood, stainless steel, tile, plastic, ceramic, laminate, marble and more. 1 bottle makes 9 liters. **300ml 66372 14,95** GP* 49,83 / 1 Liter

③ Kitchen. Windows. Bath & Floor. - Concentrate

Microbiological extra power formula for the bathroom, kitchen, at home and on the road. Thoroughly and sustainably removes deposits on glass, tiles, stainless steel, ceramics and much more. 1 bottle makes 9 liters. **300ml 66373 14,95** GP* 49,83 / 1 Liter

④ Spray bottle - For 300 ml contents

For practical mixing of mikiGREEN® household concentrates. Bottle is supplied without contents. **66374 9,50**

Holding tank cleaner

MultiSan Toilets Clean

Removes even stubborn Residues in holding tanks. Disinfects and eliminates bad odors. Especially recommended for chemical-free WC use, e.g. with SOG system. Dosage: 100 g/40l.

250 g powder 66360 17,95

GP* 71,80 / 1 kg

Danger: H314



MultiSan Flush + WC Spray

Toilet spray against deposits and urine-stone in all plastic and porcelain toilets.

500 ml 66324 12,50

GP* 25,00 / 1 Liter

THETFORD

Duo Tank Cleaner Concentrated

Cleaner for the septic tank and gray water tank. Removes lime, encrustation and grease deposits. No scrubbing necessary! For the holding tank. 4 applications per bottle.

66363 15,70

GP* 19,62 / 1 Liter

Danger: H314, H412



NEW
2023

Airtune Smellstop

Odor remover for acute elimination of unpleasant odors. Neutralizes by destroying the odor molecules that cause it.

Quickly effective extremely high yield - sufficient for ca. 200 applications (with 3 sprays per application)

92429 13,95

GP* 139,50 / 1 Liter



Yachticon

6 ROLLS á 300 SHEETS

Toilet paper FIAMMA Soft

2-ply toilet paper for portable and fixed toilets. Fast dissolving, no clogging.

6 rolls 66339 7,--



WC paper seats

For a safe hygiene feeling

10 piece 96060 1,50

25 piece 96061 2,30



Toilet seat Paper cover

10 piece 66389 1,75



Happy Bowl toilet liner

For insertion into the toilet bowl. Prevents residues and facilitates cleaning. Easily decomposable.

50 piece 96062

WC additives for the holding tank
Aqua Kem Blue Sachets

Dosing bags dissolvable in water in resealable package. Odorless and easy to handle. Reduces odor and gas generation and liquefies solids for easy disposal.

① 15 sachets in the tin

660031* **20,99**

Danger: H302, H315, H318, H332, H400, H412

Aqua Kem Blue Concentrated

Two and a half times concentrated sanitary liquid. More power per drop, lightweight and space saving compared to the unconcentrated product.

② Lavender concentrate (lavender scent)

780 ml **663909*** **19,50**

GP* 25,00 / 1 liter

③ Aqua Kem Blue concentrate

780 ml **663079*** **19,50**

GP* 25,00 / 1 Liter

④ Eucalyptus concentrate

780 ml **66358*** **19,50**

GP* 25,00 / 1 Liter

Danger: H302, H318, H400, H412

Aqua Kem Blue

Addition for cassette toilets.

Against deposits, gas - / odor decomposition promoting, easy emptying of the toilet.

⑤ Aqua Kem Blue

2 liters **66307*** **19,50**

GP* 9,75 / 1 Liter

30 liters **66308*** **285,-**

GP* 9,50 / 1 Liter

THETFORD
Loving leisure


Aqua Kem Green Concentrated

Concentrated sanitary liquid. Practical, very effective, dual-concentrated liquid for cassette and camping toilets.

Aqua Kem Green Concentrate

780 ml **66355*** **18,70**

GP* 23,97 / 1 Liter

Danger: H318



18,70


WC additives for the holding tank

Powerpods Blue

Liquefies fecal matter for easier tank emptying, Reduces gas formation

20 pods in the package

66364* **26,99**

Danger: H335, H400, H412, H302, H315; H318, H317


Powerpods organic

New innovative microorganism technology, Liquefies fecal matter for easier tank draining

20 pods in the package

66365*

Attention: H319, H412

Suitable for the following countries: EN, DK, DE, ES, FI, FR, IT, NL, NO, PT, SE, PL


Thetford Aqua Soft toilet paper

3-ply fast dissolving toilet paper. Prevents clogging. Very soft to use, low consumption. **4 rolls of 225 sheets**

663100 **5,15**

Pallet with 270 pieces

663101

Additive for the rinsing water
① Aqua Rinse Spray

Forms a protective layer in the toilet bowl and effectively prevents staining. Designed for toilets connected to the central water tank of the vehicle, because here it is not possible to use flushing water additive. Suitable for septic tanks (test ISO 11734)

500 ml **66028*** **6,99**

GP* 13,98 / 1 Liter

② Aqua Rinse Concentrated

Concentrated liquid. Practical, very effective, dual-concentrated liquid for cassette and camping toilets. With lavender scent.

780 ml **66029*** **15,80**

GP* 20,26 / 1 Liter

Danger: H317, H319



15,80



WC CARE PRODUCTS AND SERVICE DOORS

THETFORD WC care and cleaning



WC cleaner



7,10



Grey Water Fresh Concentrated
Additive for gray / waste water tanks. Reduces the formation of deposits in the tank. Prevents unpleasant odors from the drains.

780 ml **663171** **14,30**
GP* 17,88/1Liter
Danger: H302, H318, H410

Toilet Bowl Cleaner
Thoroughly cleans the inside of the toilet and is safe to use on plastic or ceramic materials. Its descaling property easily removes dirt and lime deposits.

750 ml **66332** **10,50**
GP* 14,00/1Liter
Danger: H319

Bathroom cleaner
Powerful detergent for daily care. Thetford bathroom cleaner is suitable for thorough and easy cleaning of all plastic surfaces, including the toilet.

500 ml **61426** **7,95**
GP* 15,90/1 Liter
Danger: H319

Care spray
Care products for seals. A lubricant for regular care, preservation and lubrication of seals, locks, hinges, awning rails, bicycles. etc.

200 ml **61425** **7,10**
GP* 35,50/1 Liter
Danger: H222, H229



Carrying bag for toilet cassette and other storage options

Carrying bag not only for discreet handling of toilet cassettes at the campsite and for storage of second cassettes. Due to its new, almost waterproof design, the bag can also be used for wet items, such as towels or children's toys. The bag is easily washable.

Suitable for **C 200 + C 250** ca. 35 x 25 x 45 cm **66291** **47,50**
Suitable for **C 400** ca. 23 x 23 x 63 cm **66292** **49,95**



**Water filling flap for
Cassette toilets
C262 CWE and C224 CW**

- Available in 2 frame colors
 - With lock
 - Cutout size: 349 x 296 mm
 - Outer dimension: 385 x 335 mm
 - For wall thicknesses from 23 - 39 mm
- | | | |
|---------------------|-------|-------|
| Pure white RAL 9010 | E7337 | 36,99 |
| Fiat Bianco | E7338 | 36,99 |



Service door 3 for removing the fecal cassette

THETFORD

Upright and landscape mountable



- Service flap with door frame for filling
- Locking by 1 push button and 1 lock handle incl. ZADI lock cylinder
- Available in 4 frame colors
- Cutout size: 349 x 296 mm
- Outer dimension: 385 x 335 mm
- For wall thicknesses from 23 - 39 mm

Black	661511	98,--
White	661501	98,--
Light gray	661510	98,--

More flaps on page 526

Magnetic button for service door 3



- For buses, vans and all vehicles with sheet steel outer skin
 - Holds the flap securely open without additional flap holders
 - Replaces the push button
 - Rubberized against scratches in the paint
- | | | |
|-------|-------|-------|
| Black | 67119 | 11,99 |
|-------|-------|-------|



Venting systems Thetford

For cassette toilet C-402

Prevents the development of unpleasant odors in the motorhome or caravan. Venting takes place through the floor. Consists of hose and gasket. (o. Fig.)

66146 9,44

For cassette toilet C-200

Simply replace the existing valve with that of the vent and move the hose to the outside

66147 51,03



C 250



C 260

Retrofit fan

for C-250 and C-260

The automatic fan directs all odors from the waste tank automatically and odorlessly through a filter to the outside.

For cassette toilet C-250

66017 199,-

For cassette toilet C-260

66018 199,-

Connection system for toilets instead of the holding tank - with chopper pump

- Chopper pumps for installation in existing cassette toilets
- Control via supplied switch
- Can be dismantled again at any time

For converting cassette toilets into chopper toilets. It is mounted directly under the slide opening instead of the cassette. For hose diameter 25 mm. Can be dismantled at any time.

For Thetford C2/C3/C4

for Thetford C2/C3/C4 66251 711,-

for Thetford C200/C250/C260 66252 711,-

for Thetford C400 66254 711,-

for Dometic CT 4.. 66269 722,-



For Dometic CT 4..

Direct channel connection for cassette toilets

- No more emptying the tank
- No more chemistry needed

Direct connection of the toilet to the public sewer system. For connection to HT pipe 100(Ø ca. 110 mm) with fixed pipe or flexible hose HT-100. Can be dismantled at any time.

for Thetford C400 66243 285,-

NEW! for Thetford C2/C3/C4 66297 219,-

NEW! for Thetford C200/C250/C260 66298 344,-



For Thetford C 400 and C 500

Flexible connection hose for connecting toilet with sewer connection slider and the drain pipe of the public sewer network. Size: HT 100(Ø ca. 110 mm). Length: 80 cm.

Ideal for tight places where fixed pipe can be laid.

Flex hose HT-100 66290 89,95

Flexible connection hose HTDN-75 for vehicles with a vehicle carrier

if there is a vehicle carrier underneath the built-in toilet, which blocks the drain outlet. With this they can bypass the vehicle carrier.

The length is 80 cm when extended.

NEW! Flexible hose HTDN-75 66296 89,95

City water flush for Dometic and Thetford toilet

This connects your toilet to the city water system at your campsite. With servo-controlled 12 V solenoid valve and flow rate valve with which the flow rate can be individually adjusted. This city water flush is coupled with the flush switch of the toilet and is also controlled with it. Your advantage, you no longer need to fill a rinse water tank fill it anymore.

66366 249,-



Mounting instructions for chopper pumps and waste water connections

After the fecal tank is removed, the circuit is interrupted with the flushing pump of the toilet. To restore this, it is important to use a supplied plastic bridge (Fig. 1), in front of the pump switch in the housing (Fig. 2), to clamp. This illustration shows the installation of a waste water connection. The same measures must be taken for the installation of the chopper pumps!



Information on the Drinking Water Ordinance

The "Ordinance on the Quality of Water for Human Use (Drinking Water Ordinance, TrinkwV 2001)" essentially covers the following points:

- Nature of the drinking water,
- Treatment of the water,
- Duties of water suppliers
- Drinking water monitoring

Especially when camping, it is important to keep an eye on a healthy drinking water supply. Two potential Dangers show up here, because not only the water at the campsite, but also the water from your water tank can lead to health problems.

In the Directive 98/83/EC - Quality of water intended for human consumption, it is agreed that EU countries must regularly control drinking water. In the event of a case, it is country duty to ensure that the water does not contain harmful substances, parasites or microorganisms in a concentration that could become Dangerous to health.

However, all these guidelines will not help you much in an emergency. Because you are responsible for your own water tank.

Here are some precautionary tips:

Always briefly check the water quality when filling the water tank.

- Let the water run until the temperature is uniform
- Make an odor sample and visual sample

If the water meets your requirements, i.e. if the water is cold, clear and odorless, you can fill it into the water tank, preferably with your own hose or (fresh water) watering can.

Materials

In the TrinkwV2001, §17 describes the requirements for facilities for the production, treatment or distribution of drinking water. The original parts installed by the various body manufacturers all comply with this regulation, as do most of the replacement and removal parts offered in the catalog.

Basically, the following applies: All items for water offered in the accessories professional are to be considered harmless with proper care and maintenance!

Water disinfection

There are several ways to disinfect the hoses and the water tank and keep them germ-free:

- Drops, powder or tablets for dosing at each tank filling.
- Permanent preparations, such as sponges, which remain in the tank all year.

Most agents resort to silver for water disinfection. You ask yourself, is this really healthy? Here are a few reasons to resort to silver net, drops, tablets or the like.

- An average consumption of 20-80 micrograms is safe
- Silver is naturally present in soil, sea and river water anyway
- Silver stops or slows down the multiplication of fungi and bacteria
- Silver is toxic to many microorganisms
- Various food colors and preservatives contain silver

In addition, you can still use a filter, for example, with activated carbon. Among other things, these effectively filter silver and heavy metals from drinking water.

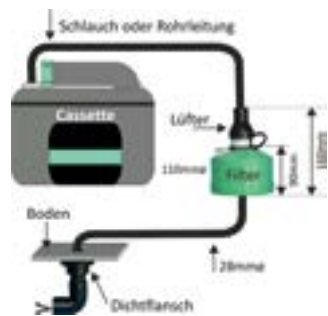
Our Tip:

The disinfection products are tested and harmonize with the offered hoses, seals, tanks and pumps. Please grab

For the safety of your water system, do not rely on home remedies and DIY tips back!

(Source CWI)

WC VENTING SYSTEMS




change 1 x per year

SOG Carbon filter

Optimal filter technology ensures excellent neutralization of the discharged odors.

Replacement cartridge SOG II 662347 39,-
Replacement carbon filter SOG 66225 12,95

Spare coal-filter SOG



SOG® +SOG® II Type D - for all Thetford C 400

Art.No.	66227	662272	662271	662273	662344	662351
Price	205,-	205,-	205,-	205,-	205,-	5,20 also Thetford 402/403



SOG® +SOG® II type G - for all Thetford C 500

Art.No.	66210	66293	66294	66205	662348	66295	662232
Price	205,-	205,-	205,-	205,-	210,-	205,-	17,50

The pressure relief valve on the cassette is replaced.



SOG® +SOG® II Type A - for Thetford C2/C3/C4

Art.No.	66220	66234	66221
Price	205,-	210,-	17,50

SOG® II Type C - for Thetford Porta Potti & Dometic 970

Art.No.	662340	662342
Price	205,-	210,-

For portable toilets

SOG® TT - Venting for dry separation toilets

Art.No.	662210	662211	662212	662213
Price	205,-	205,-	205,-	205,-



SOG replacement fan as a spare part.	Spare hose	
for wall/door 66239 110,-	① Type B+G and A+C until 2009 E997 12,30	
for floor 662392 110,-	② Type D,F+3000A and A+C as of 2009 E4603 9,20	
for roof/fixed tank 662391 110,-		

SOG® Spare-housing

Outer casing in White E4200 35,-	
Light gray E5656 35,-	
Dark gray E5657 35,-	

Closures

③ for type A, B, C, G and H E982 9,20	
④ for type A from '09, F, 320S & 3000 A E8877 9,20	



Technology replaces chemistry

SOG® WC - Deflation - No chemicals, no odor

With a special exhaust fan 12 V/0.84 W.

This extracts the unpleasant odors and directs them outdoors through an activated carbon filter. Supplied with all accessories and installation instructions.

**Selectable between door/
roof/or floor ventilation**
Kit SOG® II (bottom venting)**No change to the exterior walls!!! Up to 3 m hose length possible**

The completely neutralized gases are discharged through the soil.

Dimensions filter: Ø 11 cm, height 9 cm, total height with fan: 16 cm

**Kit SOG® (door / or roof ventilation)**

The gases are discharged through the service flap or the roof.

Use of chemicals is unnecessary.

SOG® + SOG® II Type 3000A - for all Dometic CT 3000 + CT 4000

Art.No.	66236	662371	66237	662372	662346	66238	66235
Price	205,-	205,-	205,-	205,-	210,-	205,-	17,50

**SOG® + SOG® II Type 320S - for all Dometic SANE0**

Art.No.	662352	662353	662354	662361	662350	662355	662234
Price	205,-	205,-	205,-	205,-	210,-	205,-	17,50

**SOG® + SOG® II Type B - for Thetford C 200**

Art.No.	66222	E1839	662221	662222	662341	66226	66223
Price	205,-	205,-	205,-	205,-	210,-	205,-	17,50

**SOG® + SOG® II Type H - for Thetford C 220**

Art.No.	662356	662357	662358	662360	662349	662359	66221
Price	205,-	205,-	205,-	205,-	210,-	205,-	17,50


**For Thetford C 223
and C 224**
SOG® + SOG® II Type F - for Thetford C 250/C 260

Art.No.	66218	662182	662181	662183	662345	66219	662231
Price	205,-	205,-	205,-	205,-	210,-	205,-	17,50



THETFORD SPARE PARTS FOR CASSETTE TOILETS



C 250




C 260

Replacement carbon filter

For Thetford WC venting systems


for C 250	66001	24,30
for C 260	66002	23,99

Spare parts cassette toilets C2, C3, C4 and C200



Cassette	① Toilet lid incl. toilet seat	③ Level indi- cator	④ Flushing pump		⑤ Rinsing hose	⑥ Flushing head	⑦ Drainage pipe			⑧ Water In- filler neck	⑨ Screw- cap f. ⑧	⑩ Shut-off block		⑪ Fuse 3 A	⑫ Micro- switch	⑬ Magnet- valve
C2	66195	66155	66163	—	66197	66192	re 66171	li 66165	—	66164	66180	66157	—	66184	66166	—
C3	66195	66155	—	—	—	66192	—	—	—	—		66157	—	66184	66166	—
C4	66195	66155	—	66158	—	66192	—		66186	66164	66180	—	66159	—	—	—
C200CS			—	—	—	—	—	—		—	—	—	—	66184	—	66191
C200CW			66163	—	—	—	—		—	—	—	—	—	66184	—	—
Price	69,77	23,97	62,96	26,75	20,32	21,55	30,24	30,24		36,85	6,83	64,18	32,28	5,87	23,33	68,72

For cassette C2/C3




For Cassette C200 CS / C200 CW



Solenoid valve C200
66191 68,72



Sliding handle C200
66193 29,66



① Holding tank for C200 complete as spare or second tank
for WC without external ventilation 66173 264,28
for WC with external ventilation 66172 255,36

	② Drainage nozzle	③ Screw cap with dosing unit	④ Automatic venting - valve as of yr. 6/93 Normal Entl. Exterior vent.		⑤ Slider cover plate	⑥ Float f. Level indicator	⑦ Gate valve gasket until yr. 2000	⑦ Gate valve gasket from Bj. 2000	⑨a Ventilation button complete	⑨b Ventilation button	⑩ Seal	⑪ Swimmer under ⑩
C2/C3/C4	66187	66174	66185	-	66177	66178	66160	66188	661891	66189	66198	66183
Price	16,42	12,93	21,88	-	12,29	9,03	20,76	20,76	21,83	7,42	7,68	8,31
C200	66187	66174	66185	E804	66177	66179	66188	66188	-	66189	-	-
Price	16,42	12,93	21,88	21,37	12,29	9,03	20,76	20,76	-	7,42	-	-

Spare parts Porta Potti (PP) until 2011 & Porta Potti from 2011 (PP*)



① Toilet lid and seat

For PP 465E, white	66078	42,71
For PP 465E, granite	66079	42,71
For PP* 335, white	E7283	42,71
For PP* 145/165/345/365, gray	E7282	
For PP* 145/165/345/365, white	7279	42,71
For PP* 565/Excellence, white	E7287	42,71
For PP* 565/Excellence, granite	E7260	42,71

② Flushing pump, manual

For PP 145/165/335/345/365 until 2011 and PP* 145/165, gray	66088	18,03
For PP* 345/365, white	E7275	51,10
For PP* 565/Excellence manual, white	E7257	51,10

③ Electric pump

For PP 465E, white	66033	85,50
For PP 465E, granite	66034	97,23
For PP* 565/Excellence, gray	E5464	181,08

④ Screw cap for fresh water tank

For PP 145/165/335/345/365, white	66050	7,98
For PP 465E, white	66031	7,98
For PP 465E, granite	66032	7,98
For PP* 145/165/335/345/365, white	E7284	7,98
For PP* 145/165/335/345/365, gray	E7289	8,01
For PP* 565/Excellence, white	E7283	42,71

⑤ Ventilation button

For PP* 145/165/335/345/365/565/Excellence	E7268	8,19
--	-------	------

⑥ Slide seal

For all Porta Potti (all buys)	66080	15,38
--------------------------------	-------	-------

⑦ Drainage nozzle

For PP 145/165 until 2011	66060	20,63
For PP* 145/165/335/345/365, gray	E7290	20,63
For PP* 565/Excellence, gray	E7269	21,19

⑧ Relief valve

For all Porta Potti (all years of construction)	66081	6,60
---	-------	------

⑨ Screw cap for waste water tank

For all Porta Potti, except 565/Excellence, yellow	66174	12,93
white	66175	12,93
gray	E5214	12,95
For PP* 565/Excellence	E7267	12,93

Pump-

conversion kit

Exchange-Piston pump for Porta Potti until 2011. Original spare part incl. assembly instructions.



PP 335, white	E4481	40,95
PP 345, 365, white	E1627	51,10
PP 345, 365, beige	E4480	51,10

Floor mountings



Kit Porta Potti 335 and 365



Kit Porta Potti 565

Hold Down Kit

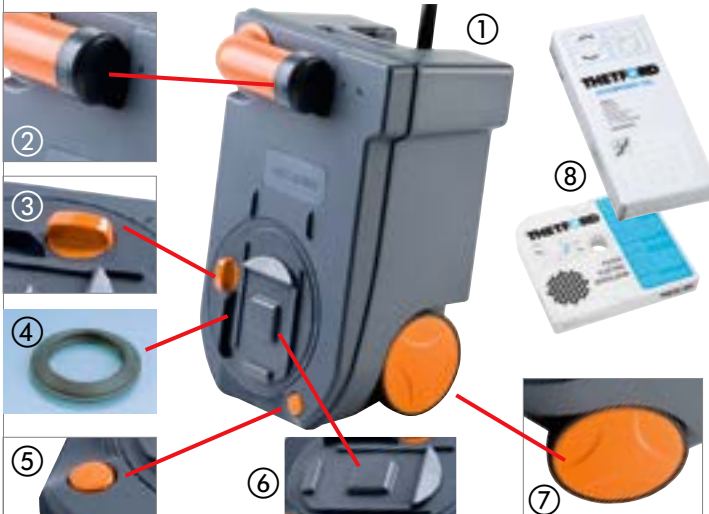
Fasteners for safe placement of Porta Potti toilets.

For PP 335 from 2011	660073	23,79
For PP 365 from 2011	660074	24,71
For PP 565	660075	43,68

Spare parts C 500

Slide seal	66188	20,76
Holding tank left	E4202	265,63
Holding tank right	E4201	265,63

Spare parts for C 250/C 260



① Holding tank for C 250/C 260

complete as spare or second tank	66130	260,84
----------------------------------	-------	--------

② Cap for drain nozzle, gray

	E5214	12,95
--	-------	-------

③ Actuating knob for slide cover

	66194	10,25
--	-------	-------

④ Gate valve seal C 250 / C 260

	66188	20,76
--	-------	-------

⑤ Vent button

	66189	7,42
--	-------	------

⑥ Slider cover plate

	E2728	5,97
--	-------	------

Round cover on wastewater gate valve

(not shown)	E2440	7,09
-------------	-------	------

⑦ Wheel set, per pair

	E2846	39,37
--	-------	-------

⑧ Replacement carbon filter for C 250

	66001	24,30
--	-------	-------

⑧ Replacement carbon filter for C 260


	66002	23,99
--	-------	-------

WC seat and cover for C 260 (not shown)

	E5217	138,39
--	-------	--------

Find more spare parts online!

Spare parts for C 400



① Holding tank for C 400 complete as spare or second tank

Left	66162	264,26
Right	661621	264,26

② Vent valve for C 400

	66167	7,42
--	-------	------

③ Wheel set with holder for C 400

	66168	12,32
--	-------	-------

④ Slide seal for C 400

	66188	20,76
--	-------	-------

⑤ Cap f. drain nozzle for C 400

	E4650	12,95
--	-------	-------

⑥ Slider cover plate

	E4326	12,29
--	-------	-------

Round cover on waste water gate valve (not shown) E2440 7,09

Colors of spare parts may differ from the original part!